

WEEKLY REPORT

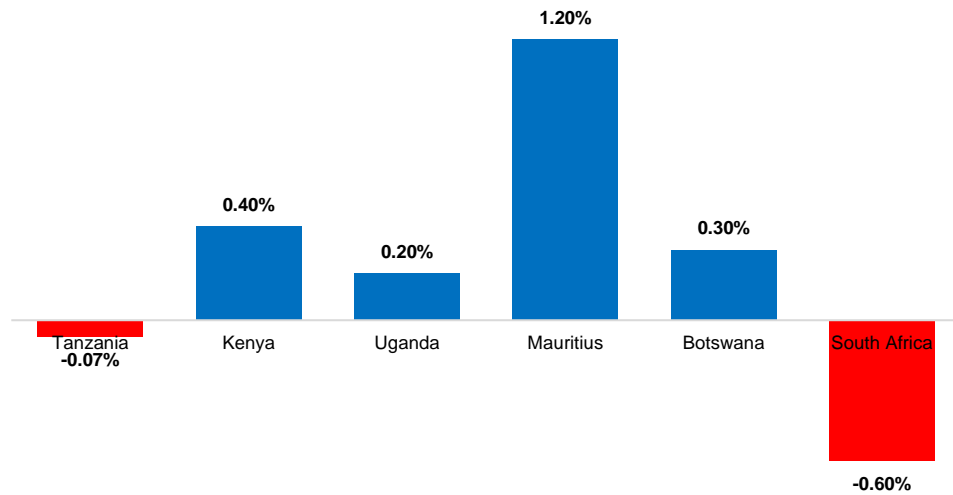
28/March/2025



research@solomon.co.tz

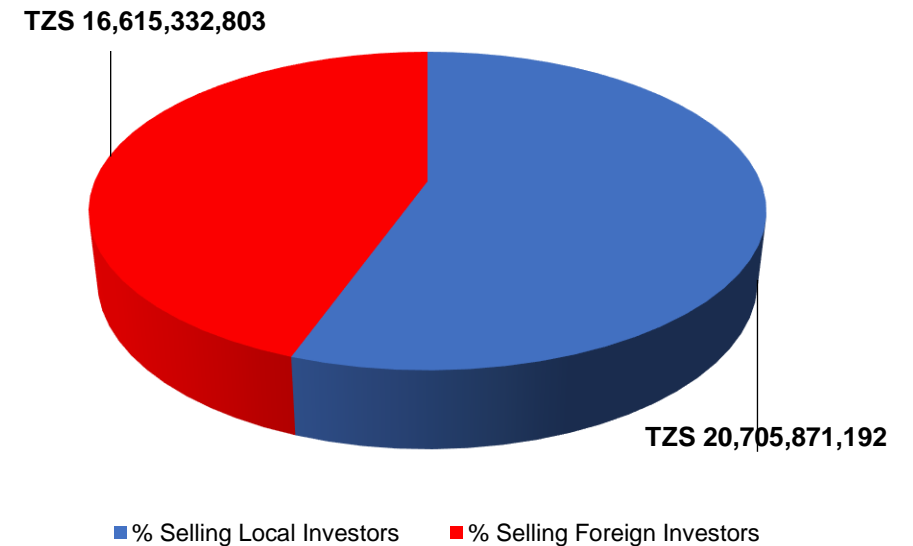
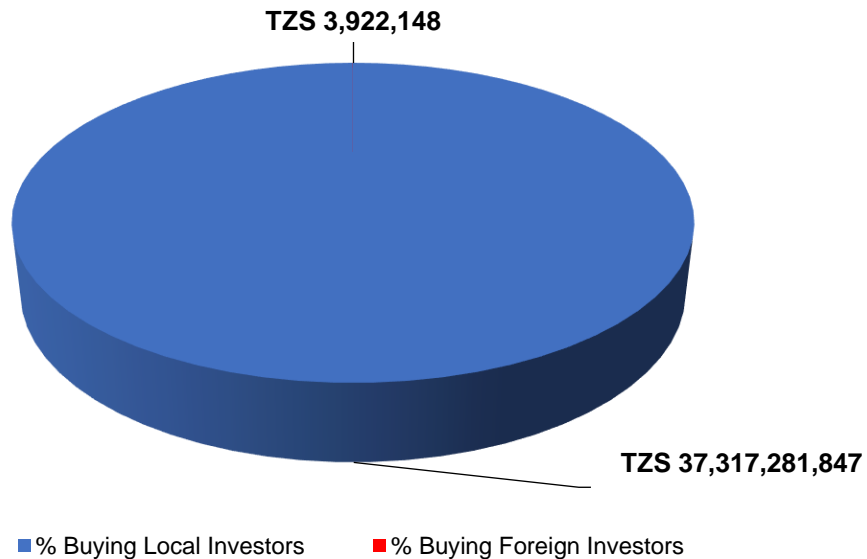
Solomon Stockbrokers Weekly Report for the week ending 28-Mar-2025

Weekly Regional Markets Returns in Local Currency Units:



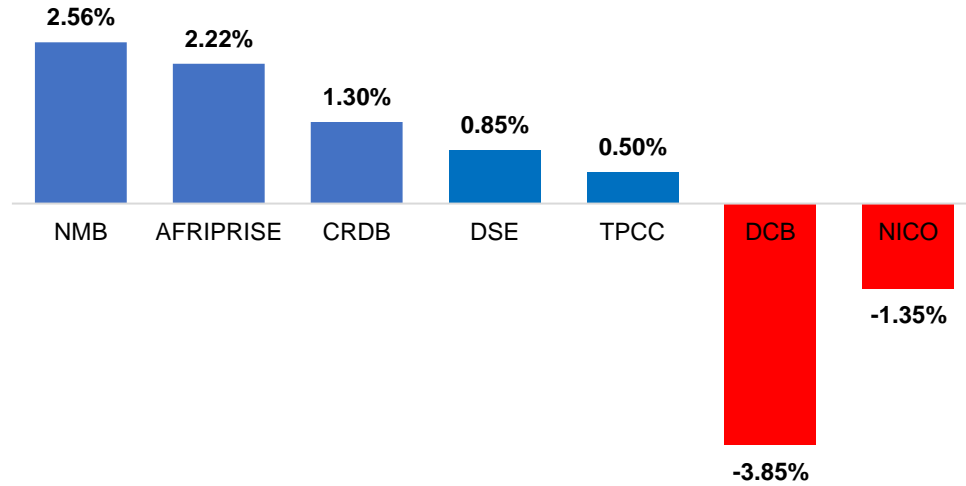
Equity Market Stats	Previous Week	Latest Week	Weekly Change
All Share Index (DSEI)	2,301.55	2,299.95	▼ 0.07%
Tanzania Share Index (TSI)	4,843.22	4,882.64	▲ 0.81%
Industrial & Allied Index (IA)	5,108.12	5,111.29	▲ 0.86%
Banks, Finance & Investment Index (BI)	6,432.09	6,558.01	▲ 1.96%
Commercial Services (CS)	2,142.69	2,142.69	0.00%
Domestic Market Cap (In Billions TZS)	12,839.40	12,943.89	▲ 0.81%
Total Market Cap (In Billions TZS)	19,227.00	19,220.68	▼ 0.07%
Turnover in TZS	8,497,876,610	37,321,203,995	▲ 339.18%
Volume	5,042,605	8,424,306	▲ 67.06%

Investor Participation:

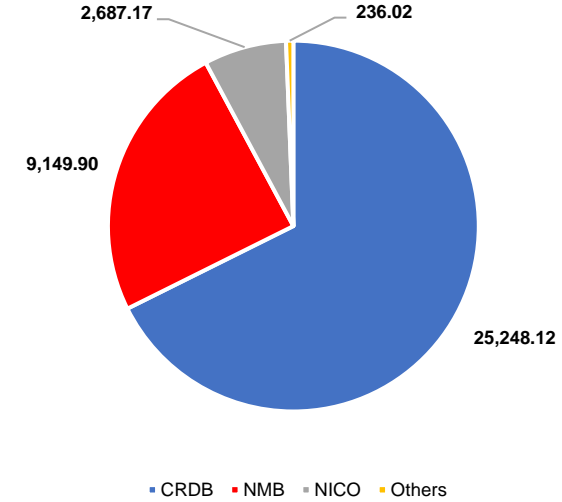


Solomon Stockbrokers Weekly Report for the week ending 28-Mar-2025

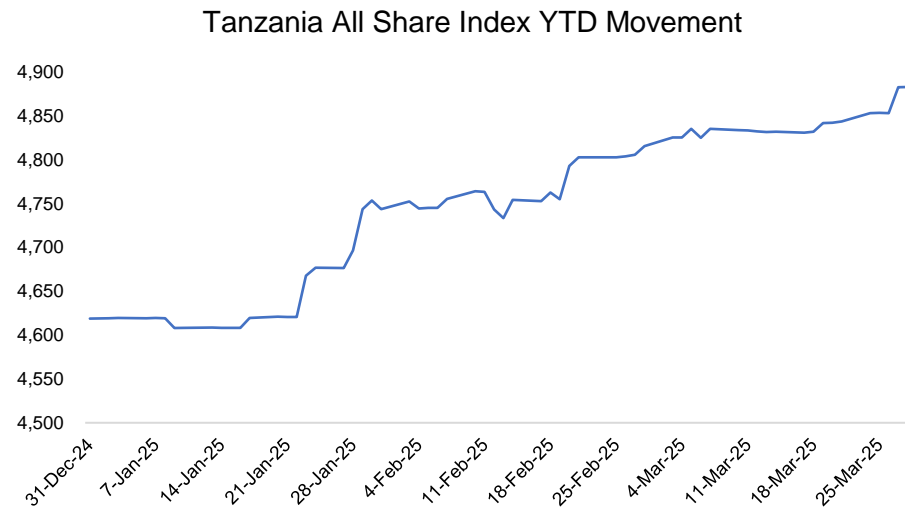
Weekly Gainers and Losers



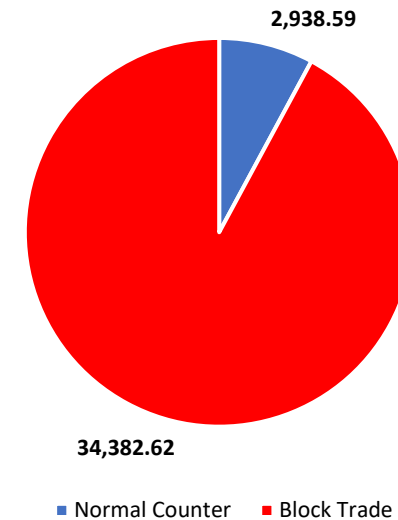
Top Traded Counters in Millions TZS:



Tanzania All Share Index Trend



Block Trade Turnover V/s Normal Counter Turnover in Millions TZS:



Solomon Stockbrokers Weekly Report for the week ending 28-Mar-2025

Company	Sector	28-Mar-25	Weekly				Market Cap in Billions		Dividend		Trailing 12 Months		P/E Ratio	Book Value per Share	P/B Ratio	ROE
			Gain/Loss	52-Week High	52-Week Low	YTD Change	Weekly Turnover in TZS	TZS	Dividend Per Share	Yield	EPS					
AFRIPRISE	Financial Services	230	▲ 2.22%	270	180	▲ 6.98%	17,611,100	33.59	0	0.00%	26.62	8.64	388.79	0.59	6.85%	
CRDB	Financial Services	780	▲ 1.30%	800	480	▲ 16.42%	2,687,171,510	2,037.23	0	0.00%	210.88	3.70	832.81	0.94	25.32%	
DCB	Financial Services	125	▼ -3.85%	175	100	▼ -7.41%	9,559,955	20.37	0	0.00%	1.96	63.82	193.75	0.65	1.01%	
DSE	Financial Services	2,360	▲ 0.85%	2,620	1,800	0.00%	5,240,400	56.22	0	0.00%	188.96	12.49	1,342.53	1.76	14.07%	
MBP	Financial Services	340	0.00%	380	290	▲ 9.68%	259,740	10.20	0	0.00%	129.58	2.62	830.14	0.41	15.61%	
MCB	Financial Services	310	0.00%	320	280	0.00%	252,150	19.17	0	0.00%	1.26	246.03	254.02	1.22	0.50%	
MKCB	Financial Services	580	0.00%	640	500	▲ 7.41%	3,107,220	13.66	0	0.00%	435.58	1.33	1,761.75	0.33	24.72%	
MUCOBA	Financial Services	400	0.00%	400	360	0.00%	7,600	13.07	0	0.00%	-10.81	-37.02	109.59	3.65	0.00%	
NICO	Financial Services	730	▼ -1.35%	860	530	▲ 14.06%	23,741,400	45.00	0	0.00%	115.95	6.30	2,611.09	0.28	4.44%	
NMB	Financial Services	6,000	▲ 2.56%	6,100	4,700	▲ 12.15%	134,971,700	3,000.00	0	0.00%	1,287.67	4.66	5,113.07	1.17	25.18%	
YETU	Financial Services	510	0.00%	-	-	0.00%	-	6.18	0	0.00%	N/A	N/A	N/A	N/A	N/A	
JATU	Agricultural	265	0.00%	265	265	0.00%	-	5.28	0	0.00%	N/A	N/A	N/A	N/A	N/A	
TBL	Manufacturing	10,900	0.00%	10,400	10,400	0.00%	9,149,897,100	3,216.11	0	0.00%	406.10	26.84	2,584.43	4.22	15.71%	
TCC	Manufacturing	17,000	0.00%	16,200	16,200	0.00%	25,248,116,200	1,700.00	0	0.00%	1,138.43	14.93	2,230.92	7.62	51.03%	
TCCL	Manufacturing	1,800	0.00%	2,300	1,560	0.00%	1,792,700	114.61	0	0.00%	-1,679.81	-1.07	-24.37	-73.85	0.00%	
TOL	Manufacturing	670	0.00%	770	650	0.00%	-	38.53	0	0.00%	55.21	12.14	507.29	1.32	10.88%	
TPCC	Manufacturing	4,020	▲ 0.50%	4,400	3,000	▲ 11.67%	32,438,220	723.29	0	0.00%	314.99	12.76	1,750.19	2.30	18.00%	
TTP	Manufacturing	120	0.00%	130	100	0.00%	2,860	11.41	0	0.00%	-28.10	-4.27	53.68	2.24	0.00%	
PAL	Consumable Services	400	0.00%	400	360	0.00%	259,920	64.19	0	0.00%	N/A	N/A	N/A	N/A	N/A	
SWIS	Consumable Services	1,200	0.00%	1,300	900	▲ 9.09%	2,417,900	43.20	0	0.00%	158.29	7.58	1,006.89	1.19	15.72%	
VODA	Consumable Services	770	0.00%	800	740	0.00%	4,356,320	1,724.80	0	0.00%	45.36	16.98	736.21	1.05	6.16%	
SWALA	Oil & Gas	450	0.00%	-	-	0.00%	-	47.79	0	0.00%	N/A	N/A	N/A	N/A	N/A	
Domestic Market																
(Amts in Billions TZS)		12,943.89	▲ 0.81%	-	-	▲ 5.71%	37.321	12,943.89	-	0.00%	1,515.52	8.54	8,117	1.59	18.67%	

SOLOMON Stockbrokers

A Member of Dar es Salaam Stock Exchange, Authorized Dealer in Government Securities

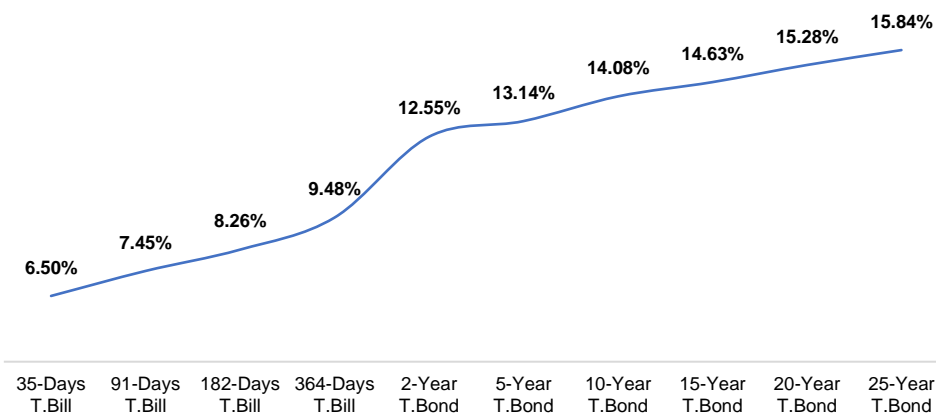
Solomon Stockbrokers Weekly Report for the week ending 28-Mar-2025

Debt Securities – Primary Markets

TREASURY BONDS NEXT 5 AUCTIONS

Auction Date	Effective Date	Maturity Date	Time
03-April-25	20-Feb-25	20-Feb-45	20-Years (Re-open)
16-April-25	06-Feb-25	06-Feb-27	2-Years (Re-open)
30-April-25	23-Jan-25	23-Jan-35	10-Years (Re-open)
07-May-25	09-Jan-25	09-Jan-50	25-Years (Re-open)
21-May-25	20-Mar-25	20-Mar-30	05-Years (Re-open)

Primary Market Yield Curve



LAST FIVE 20-YEAR TREASURY BOND AUCTIONS

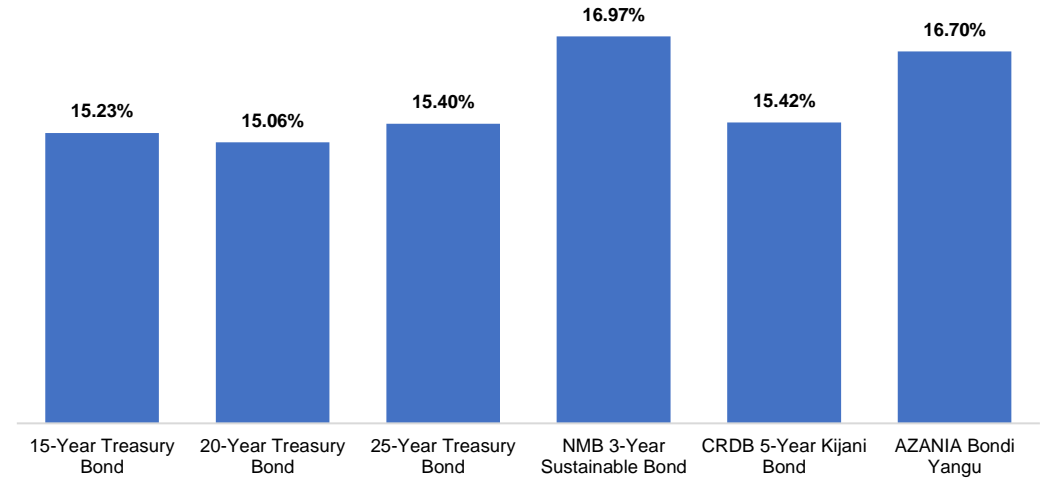
Bond No	549	504	669	670	671
Auction Dates	30-Oct-24	26-Nov-24	18-Dec-24	19-Feb-25	2-Apr-25
Coupon Rates	15.49%	15.49%	15.49%	15.49%	15.25%
Redemption Dates	24-Sep-40	28-Feb-39	5-Nov-40	22-May-39	19-Feb-45
Number of bids received	554	560	446	712	1014
Number of successful bids	448	469	396	668	523
Highest bid/100	106.0000%	110.0000%	105.0000%	105.0000%	110.0000%
Lowest bid/100	92.0000%	78.0000%	85.0000%	90.0000%	95.0000%
Minimum successful price/100	100.0000%	100.0000%	99.5000%	98.3096%	99.6000%
Weighted average price (WAP) for successful bids	100.6250%	101.1527%	100.0582%	100.0032%	100.0720%
Weighted average yield-to-maturity	15.4463%	15.7551%	15.6424%	15.7063%	15.2774%
Weighted Average Coupon Yield	15.3938%	15.3135%	15.4810%	15.4895%	15.2390%
Amount offered tzs (000,000)	183,000.00	156,000.00	183,000.00	156,000.00	224,880.00
Total tendered tzs(000,000)	136,550.20	185,458.30	125,594.30	217,586.30	592,077.80
Unsubscribed/oversubscribed (+/-) tzs (000,000)	46,449.80	(29,458.30)	57,405.70	(61,586.30)	(367,197.80)
Successful bids tzs (000,000)	97,272.20	146,308.50	89,288.60	211,123.60	228,246.90
Coupon 1	25-Mar	29-Aug	6-May	21-Nov	20-Aug
Coupon 2	24-Sep	28-Feb	5-Nov	22-May	20-Feb

Solomon Stockbrokers Weekly Report for the week ending 28-Mar-2025

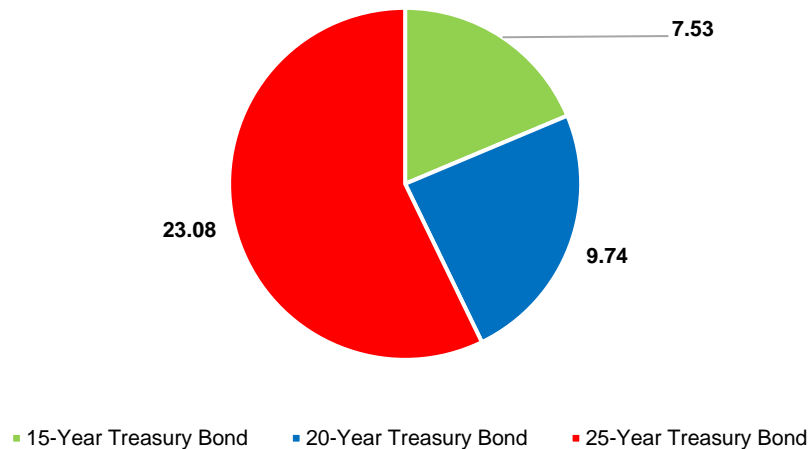
Debt Securities – Secondary Markets

Debt Market Stats	Previous Week
Outstanding Government Bonds (TZS bln)	26,631.68
Outstanding Corporate Bonds (TZS bln)	904.49
Outstanding Corporate Bonds (USD mln)	73.00
Outstanding Municipal Bonds (TZS bln)	53.12

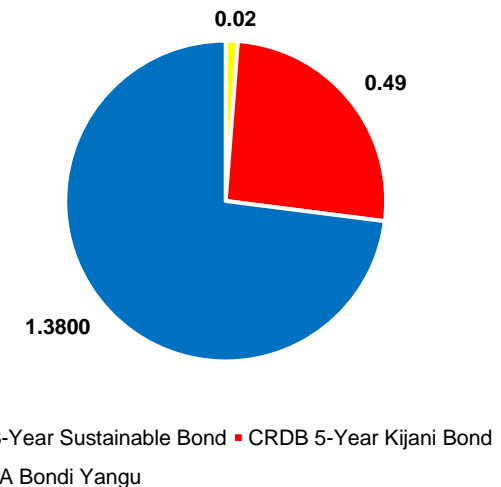
Weighted Average Yield to Maturity



Top Traded Government Bonds in Billions TZS



Top Traded Corporate Bonds in Billions TZS



For further information please contact Us : 2124495 /2112874 /0764269090 /0714 269090

[All care has been taken in the preparation of this commercial document and the information contained therein has been derived from sources believed to be accurate and reliable. If you are in any doubt about the contents of this document do not hesitate to contact the above-mentioned. **SOLOMON** Stockbrokers Ltd does not assume responsibility for any error, omission or opinion expressed. Anyone acting on the information or opinion does so at his own risk. This information has been sent to you for your information and may not be reproduced. Unauthorized use or disclosure of this document is strictly prohibited. © Copyright 2025 **SOLOMON** Stockbrokers Ltd. All rights reserved]



SOLOMON Stockbrokers

A Member of Dar es Salaam Stock Exchange & Authorized Dealer of Government Securities

STOCKBROKERS / DEALERS

INVESTMENT ADVISERS

FUND MANAGERS

PROFILE

The Company is licensed as Stockbrokers / Dealers, Investment Advisers and Fund Managers by the Capital Markets and Securities Authority (CMSA). SOLOMON is also licensed as a Primary Dealer of Government Securities by the Bank of Tanzania (BoT).



PSSSF House, Ground Floor
Samora Avenue / Morogoro Road
P.O. Box 77049
Dar es Salaam

+255 764 269090
+255 714 269090



@sstockbrokers

#elimuYaUwekezajiHisa

research@solomon.co.tz

www.solomon.co.tz