

WEEKLY REPORT

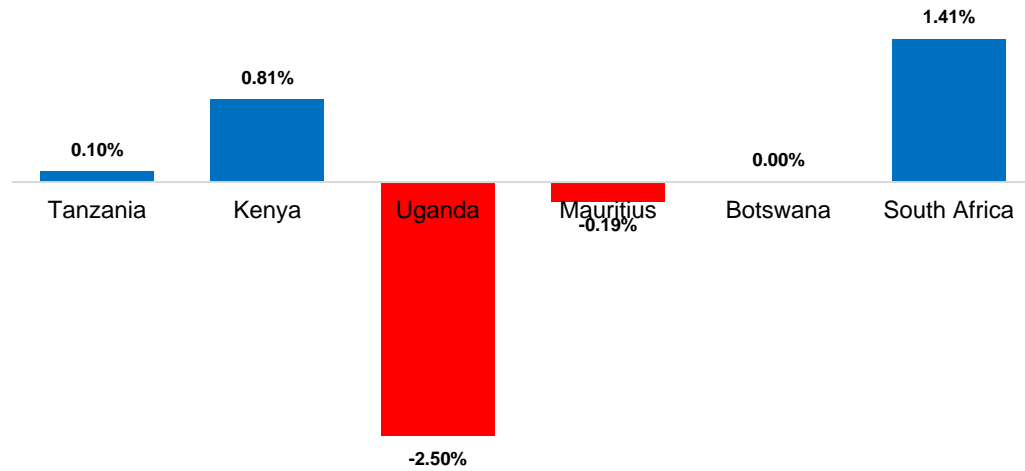
25/April/2025



research@solomon.co.tz

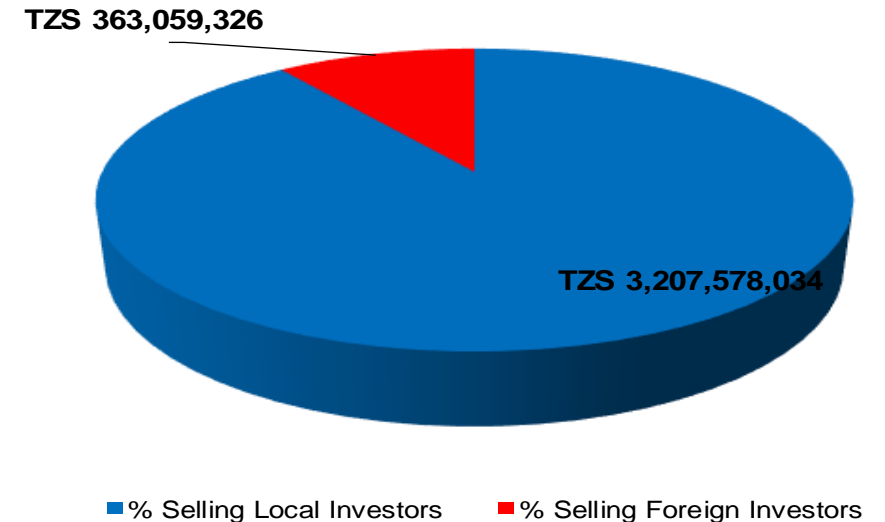
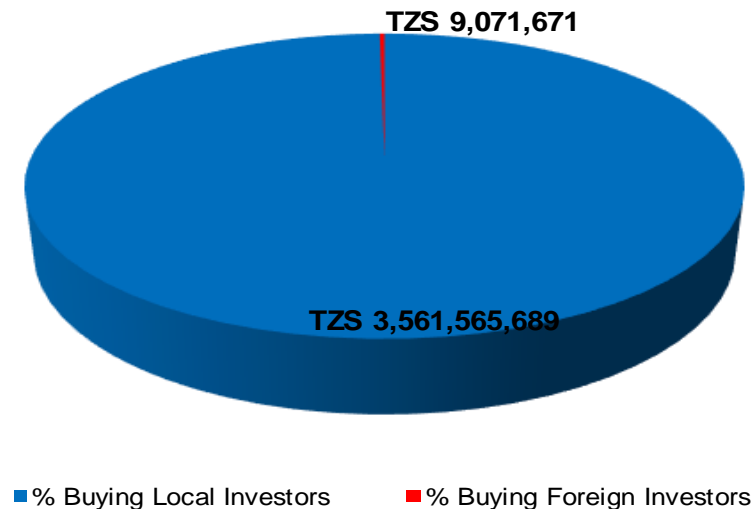
Solomon Stockbrokers Weekly Report for the week ending 25-April-2025

Weekly Regional Markets Returns in Local Currency Units:



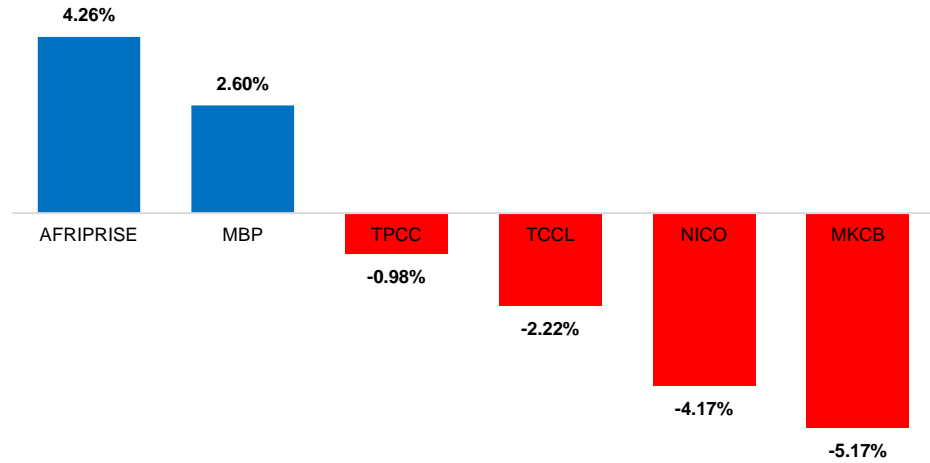
Equity Market Stats	Previous Week	Latest Week	Weekly Change
All Share Index (DSEI)	2,263.60	2,265.95	▲ 0.10%
Tanzania Share Index (TSI)	4,897.99	4,894.02	▼ 0.08%
Industrial & Allied Index (IA)	5,123.95	5,115.38	▼ 0.17%
Banks, Finance & Investment Index (BI)	6,590.80	6,589.80	▼ 0.02%
Commercial Services (CS)	2,142.69	2,142.69	0.00%
Domestic Market Cap	12,984.58	12,974.04	▼ 0.08%
Total Market Cap	18,903.75	18,923.42	▲ 0.10%
Turnover in TZS	7,299,028,105.00	3,570,637,360.00	▼ 51.08%
Volume	19,047,685.00	4,440,726.00	▼ 76.69%

Investor Participation:

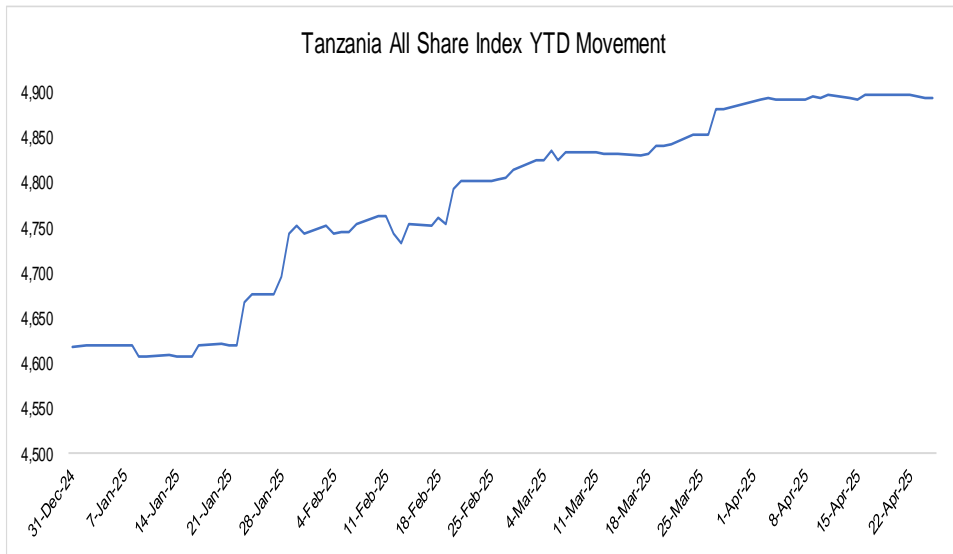


Solomon Stockbrokers Weekly Report for the week ending 25-April-2025

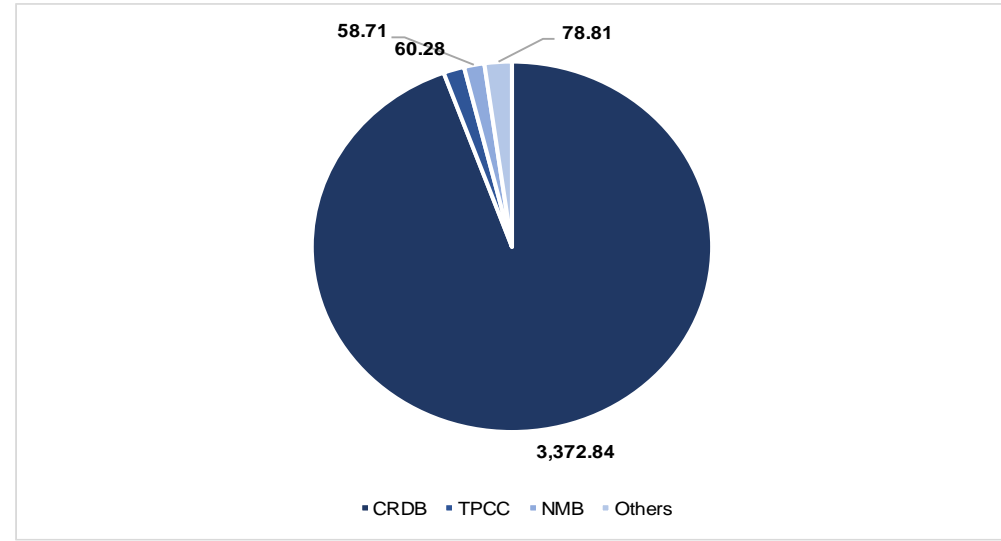
Weekly Gainers and Losers



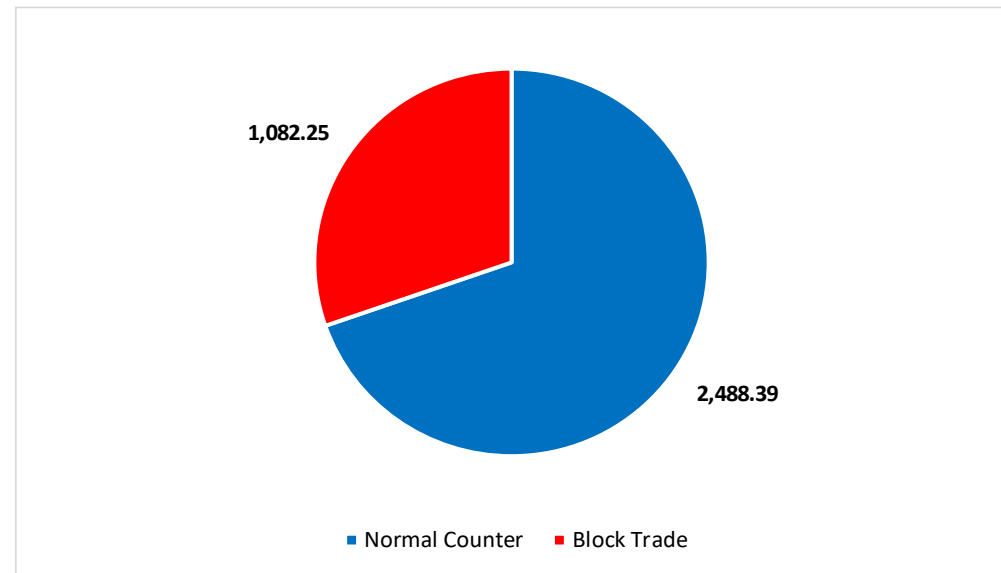
Tanzania All Share Index YTD Trend



Top Traded Counters in Millions TZS:



Block Trade Turnover V/s Normal Counter Turnover in Millions TZS:



Solomon Stockbrokers Weekly Report for the week ending 25-April-2025

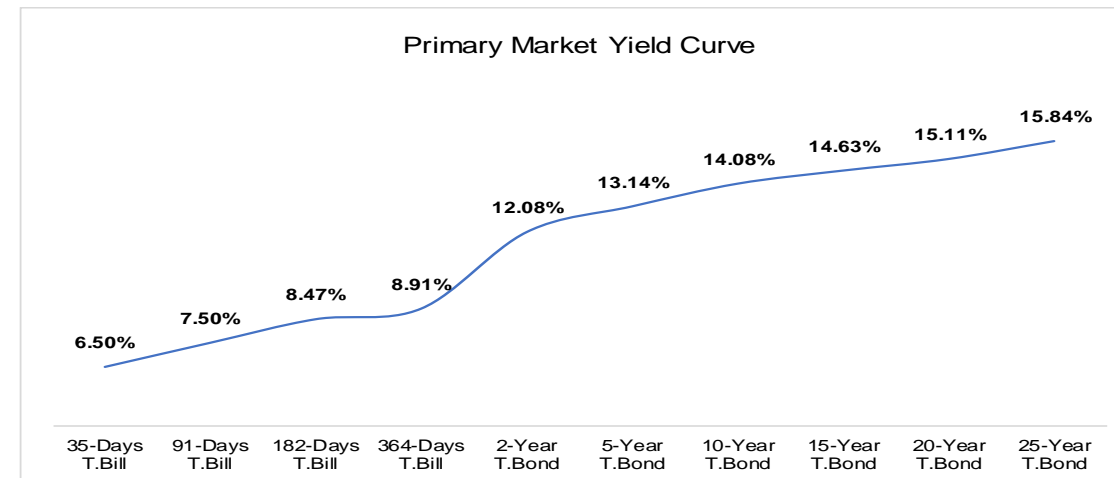
Company	Sector	25-Apr-25	Weekly Gain/Loss	52-Week High	52-Week Low	YTD Change	Weekly Turnover in TZS	Market Cap in Billions TZS	Dividend Per Share	Dividend Yield	Trailing 12 Months EPS	P/E Ratio	Book Value per Share	P/B Ratio	ROE
AFRIPRISE	Financial Services	245	▲ 4.26%	270	180	▲ 13.95%	12,737,180	35.78	0	0.00%	26.62	9.20	388.79	0.63	6.85%
CRDB	Financial Services	790	0.00%	800	480	▲ 17.91%	3,372,840,830	2,063.35	65	8.23%	210.88	3.75	832.81	0.95	25.32%
DCB	Financial Services	120	0.00%	175	100	▼ -11.1%	5,232,740	19.56	0	0.00%	1.96	61.27	193.75	0.62	1.01%
DSE	Financial Services	2,340	0.00%	2,620	1,860	▼ -0.85%	15,185,700	55.75	0	0.00%	188.96	12.38	1,342.53	1.74	14.07%
MBP	Financial Services	395	▲ 2.60%	400	290	▲ 27.42%	2,418,285	11.85	0	0.00%	129.58	3.05	830.14	0.48	15.61%
MCB	Financial Services	310	0.00%	320	280	0.00%	412,255	19.17	0	0.00%	1.26	246.03	254.02	1.22	0.50%
MKCB	Financial Services	550	▼ 5.17%	640	500	▲ 1.85%	2,325,060	12.96	0	0.00%	435.58	1.26	1,761.75	0.31	24.72%
MUCOBA	Financial Services	400	0.00%	400	360	0.00%	30,800	13.07	0	0.00%	2.79	143.59	110.79	3.61	2.51%
NICO	Financial Services	690	▼ 4.17%	860	530	▲ 7.81%	23,070,150	42.53	0	0.00%	115.95	5.95	2,611.09	0.26	4.44%
NMB	Financial Services	6,000	0.00%	6,300	4,740	▲ 12.15%	58,709,700	3,000.00	0	0.00%	1,287.67	4.66	5,113.07	1.17	25.18%
YETU	Financial Services	510	0.00%	-	-	0.00%	-	6.18	0	0.00%	N/A	N/A	N/A	N/A	N/A
JATU	Agricultural	265	0.00%	265	265	0.00%	-	5.28	0	0.00%	N/A	N/A	N/A	N/A	N/A
TBL	Manufacturing	10,900	0.00%	10,400	10,400	0.00%	832,000	3,216.11	0	0.00%	424.80	25.66	2,683.29	4.06	15.83%
TCC	Manufacturing	17,000	0.00%	16,200	16,200	0.00%	1,458,000	1,700.00	550	3.24%	1,138.43	14.93	2,230.92	7.62	51.03%
TCCL	Manufacturing	1,760	▼ 2.22%	2,100	1,560	▼ -2.22%	9,098,600	112.06	0	0.00%	-462.36	-3.81	-254.48	-6.92	0.00%
TOL	Manufacturing	670	0.00%	770	650	0.00%	65,700	38.53	0	0.00%	89.22	7.51	535.64	1.25	16.66%
TPCC	Manufacturing	4,060	▼ 0.98%	4,400	3,000	▲ 12.78%	60,276,300	730.49	0	0.00%	314.99	12.89	1,750.19	2.32	18.00%
TTP	Manufacturing	120	0.00%	130	100	0.00%	-	11.41	0	0.00%	-28.10	-4.27	53.68	2.24	0.00%
PAL	Consumable Services	400	0.00%	400	360	0.00%	1,015,200	64.19	0	0.00%	N/A	N/A	N/A	N/A	N/A
SWIS	Consumable Services	1,200	0.00%	1,320	900	▲ 9.09%	793,000	43.20	70.72	5.89%	141.00	8.51	1,017.42	1.18	13.86%
VODA	Consumable Services	770	0.00%	800	740	0.00%	4,135,860	1,724.80	0	0.00%	45.36	16.98	736.21	1.05	6.16%
SWALA	Oil & Gas	450	0.00%	-	-	0.00%	-	47.79	0	0.00%	N/A	N/A	N/A	N/A	N/A
Domestic Market (Amts in Billions)		12,974.04	▼ -0.08%	-	-	▲ 5.96%	3.57	12,974.04	227.32	1.75%	1,600.34	8.11	8,133.91	1.60	19.67%

Solomon Stockbrokers Weekly Report for the week ending 25-April-2025

Debt Securities – Primary Markets

TREASURY BONDS NEXT 5 AUCTIONS

Auction Date	Effective Date	Maturity Date	Time
30-April-25	23-Jan-25	23-Jan-35	10-Years (Re-open)
07-May-25	09-Jan-25	09-Jan-50	25-Years (Re-open)
21-May-25	20-Mar-25	20-Mar-30	05-Years (Re-open)
04-Jun-25	09-Jan-25	09-Jan-50	25-Years (Re-open)
18-Jun-25	20-Feb-25	20-Feb-45	20-Years (Re-open)



LAST FIVE 10-YEAR TREASURY BOND AUCTIONS

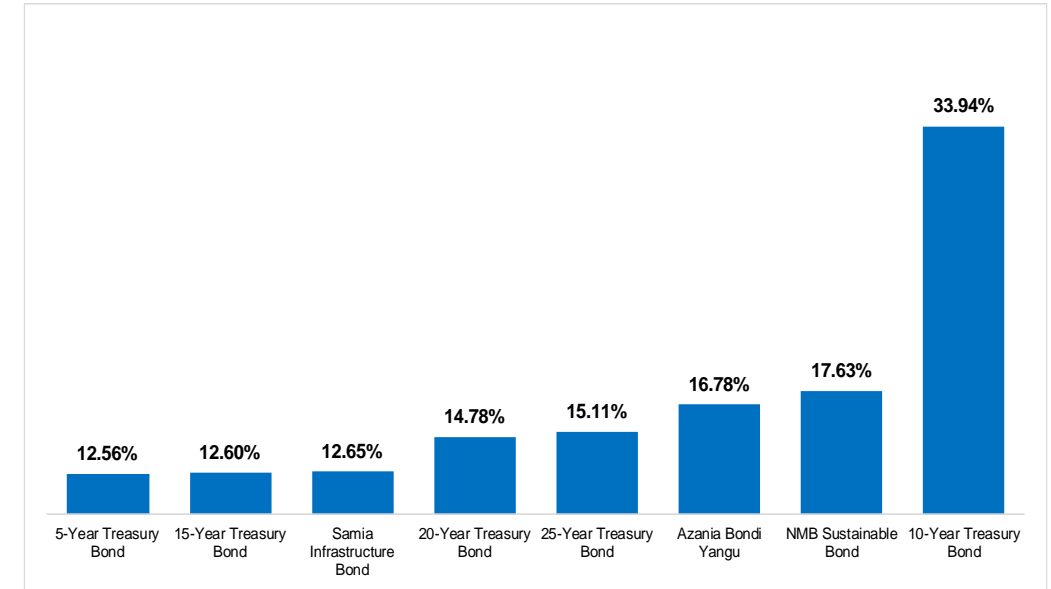
	521	667	400	620	667
Bond No	521	667	400	620	667
Auction Dates	17-Apr-24	15-May-24	7-Aug-24	11-Dec-24	22-Jan-25
Coupon Rates	11.44%	11.44%	11.44%	11.44%	14.00%
Redemption Dates	4-Feb-26	29-Nov-29	5-Jul-28	21-Nov-29	23-Jan-35
Number of bids received	48	34	48	62	251
Number of successful bids	21	0	32	0	169
Highest bid/100	102.0481%	107.0000%	102.0033%	100.0000%	102.0000%
Lowest bid/100	60.0000%	80.0000%	80.0000%	75.0000%	86.0000%
Minimum successful price/100	100.1530%	100.0000%	92.1809%	100.0000%	98.0000%
Weighted average price (WAP) for successful bids	100.9998%	0.0000%	95.6714%	0.0000%	99.5534%
Weighted average yield-to-maturity	12.2965%	0.0000%	13.2553%	0.0000%	14.0846%
Weighted Average Coupon Yield	11.3268%	0.0000%	11.9576%	0.0000%	14.0628%
Amount offered tzs (000,000)	82,000.00	70,000.00	88,000.00	87,999.50	158,954.00
Total tendered tzs(000,000)	82,613.20	13,770.50	39,080.00	26,724.00	84,999.60
Unsubscribed/oversubscribed (+/-) tzs (000,000)	(613.20)	56,229.50	48,920.00	61,275.50	73,954.40
Successful bids tzs (000,000)	43,020.00	0.00	23,460.00	0.00	29,926.60
Coupon 1	4-Aug	21-May	3-Jan	21-May	24-Jul
Coupon 2	4-Feb	21-Nov	5-Jul	21-Nov	23-Jan

Solomon Stockbrokers Weekly Report for the week ending 25-April-2025

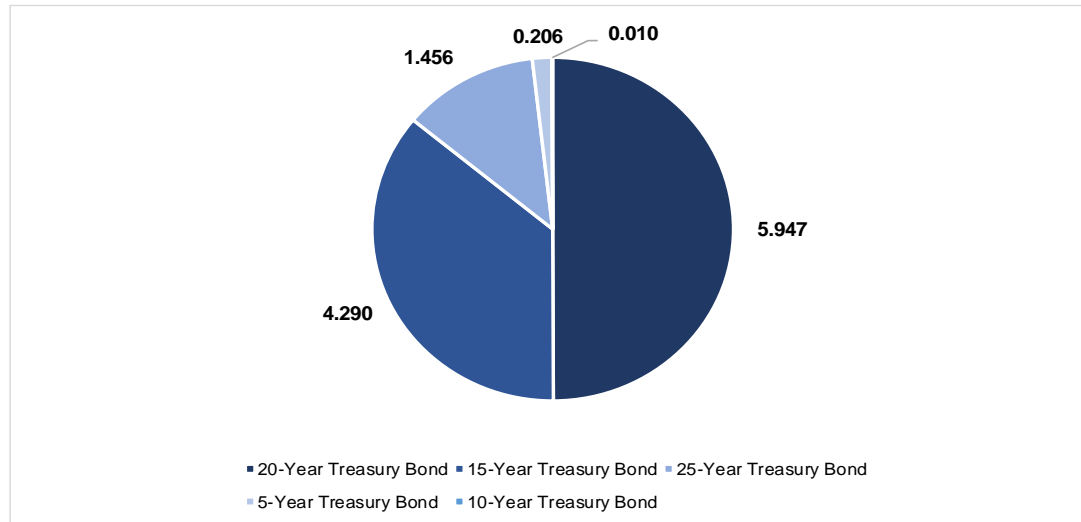
Debt Securities – Secondary Markets

Debt Market Stats	Previous Week
Outstanding Government Bonds (TZS bln)	27,531.8
Outstanding Corporate Bonds (TZS bln)	904.49
Outstanding Corporate Bonds (USD mln)	73.00
Outstanding Municipal Bonds (TZS bln)	53.12

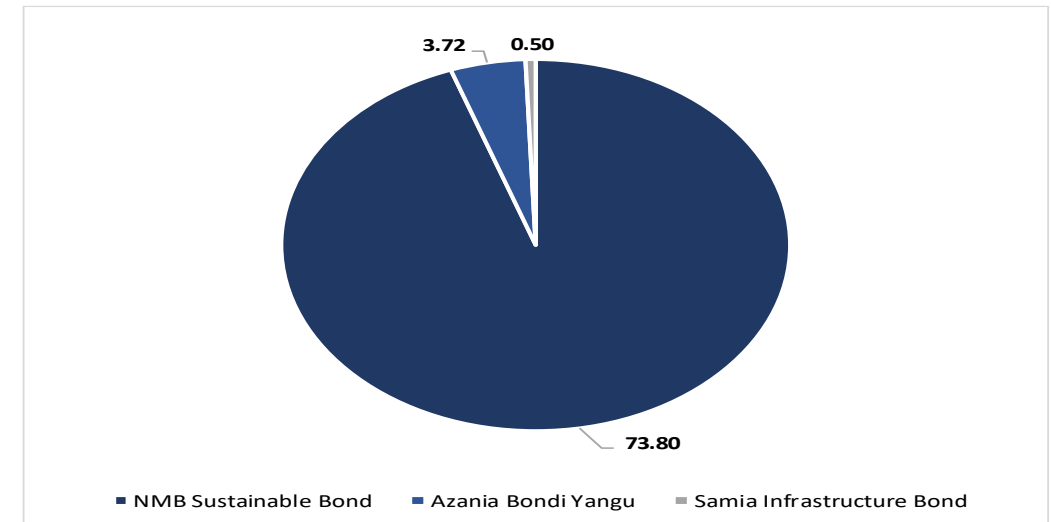
Debt Securities - Secondary Markets Yield to Maturity



Top Traded Government Bonds in Billions TZS



Top Traded Corporate Bonds in Billions TZS



For further information please contact Us : 2124495 /2112874 /0764269090 /0714 269090

[All care has been taken in the preparation of this commercial document and the information contained therein has been derived from sources believed to be accurate and reliable. If you are in any doubt about the contents of this document do not hesitate to contact the above-mentioned. **SOLOMON** Stockbrokers Ltd does not assume responsibility for any error, omission or opinion expressed. Anyone acting on the information or opinion does so at his own risk. This information has been sent to you for your information and may not be reproduced. Unauthorized use or disclosure of this document is strictly prohibited. © Copyright 2025 **SOLOMON** Stockbrokers Ltd. All rights reserved]



SOLOMON Stockbrokers

A Member of Dar es Salaam Stock Exchange & Authorized Dealer of Government Securities

STOCKBROKERS / DEALERS

INVESTMENT ADVISERS

FUND MANAGERS

PROFILE

The Company is licensed as Stockbrokers / Dealers, Investment Advisers and Fund Managers by the Capital Markets and Securities Authority (CMSA). SOLOMON is also licensed as a Primary Dealer of Government Securities by the Bank of Tanzania (BoT).



@sstockbrokers

#elimuYaUwekezajiHisa

PSSSF House, Ground Floor
Samora Avenue / Morogoro Road
P.O. Box 77049
Dar es Salaam

+255 764 269090
+255 714 269090



research@solomon.co.tz

www.solomon.co.tz