

# WEEKLY REPORT

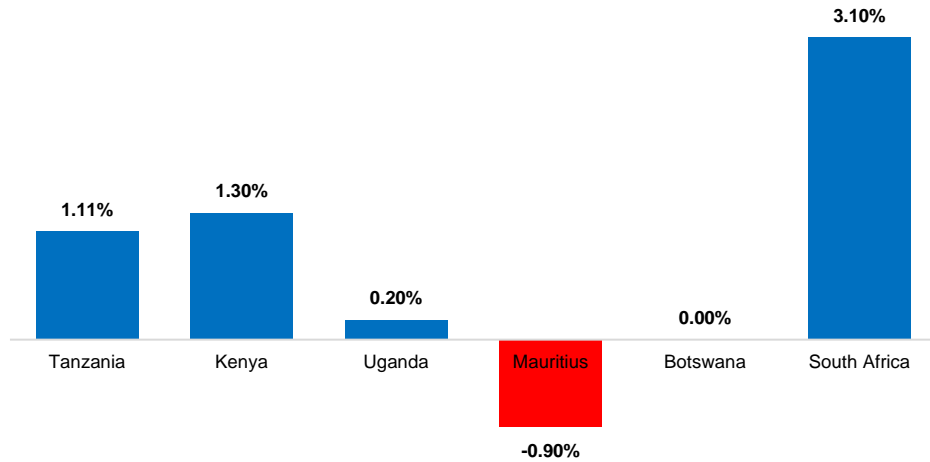
07/March/2025



[research@solomon.co.tz](mailto:research@solomon.co.tz)

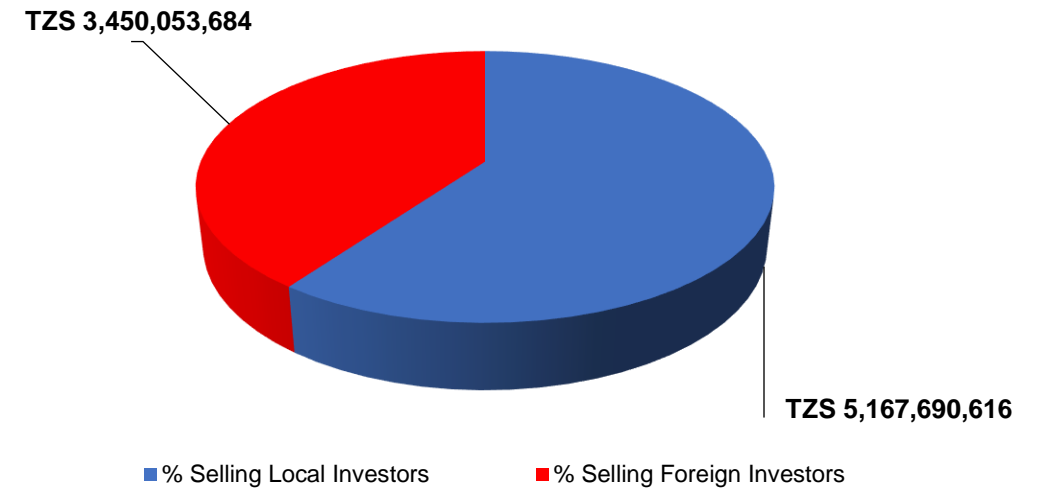
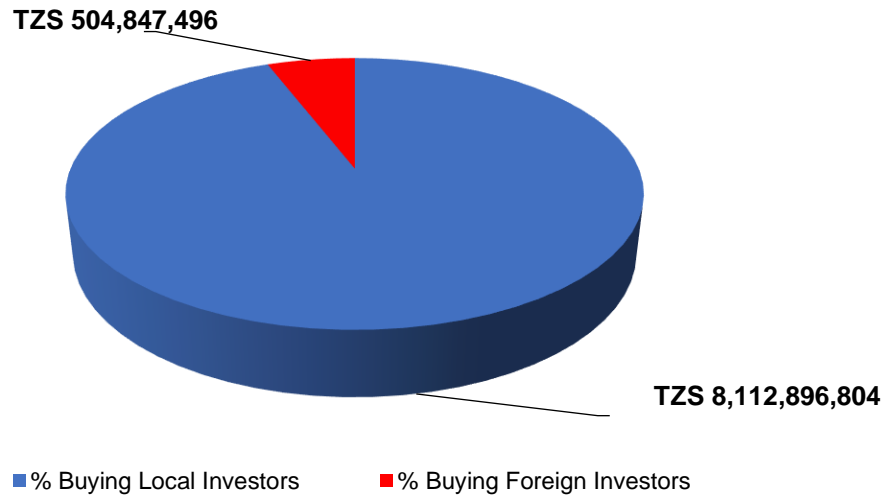
# Solomon Stockbrokers Weekly Report for the week ending 07-Mar-2025

## Weekly Regional Markets Returns in Local Currency Units:



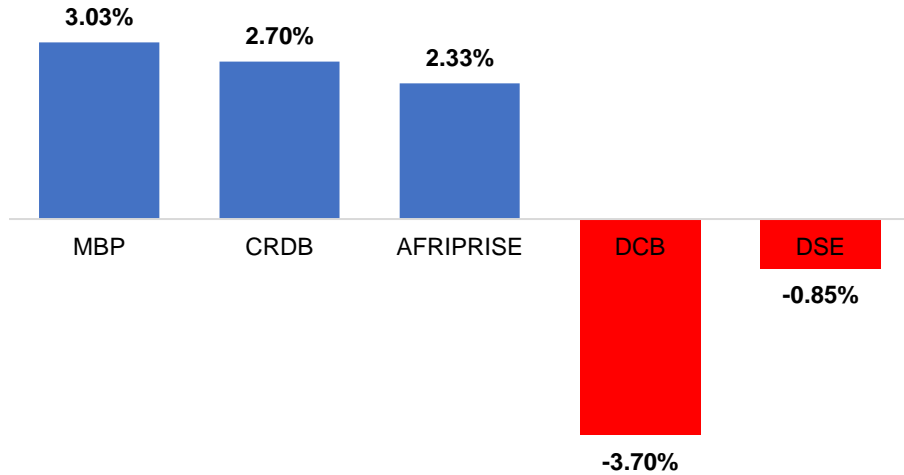
Equity Market Stats	Previous Week	Latest Week	Weekly Change
All Share Index (DSEI)	2,293.61	2,319.08	▲ 1.11%
Tanzania Share Index (TSI)	4,815.32	4,834.93	▲ 0.41%
Industrial & Allied Index (IA)	5,115.96	5,115.96	0.00%
Banks, Finance & Investment Index (BI)	6,333.13	6,397.99	▲ 1.02%
Commercial Services (CS)	2,138.48	2,138.48	0.00%
Domestic Market Cap (In Billions TZS)	12,765.48	12,817.39	▲ 0.41%
Total Market Cap (In Billions TZS)	19,154.38	19,367.02	▲ 1.11%
Turnover in TZS	5,055,990,685	8,617,744,300	▲ 70.45%
Volume	3,556,792	4,613,643	▲ 29.71%

## Investor Participation:

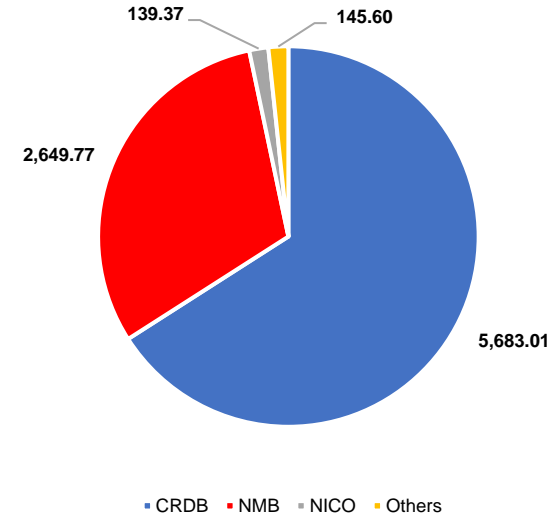


# Solomon Stockbrokers Weekly Report for the week ending 07-Mar-2025

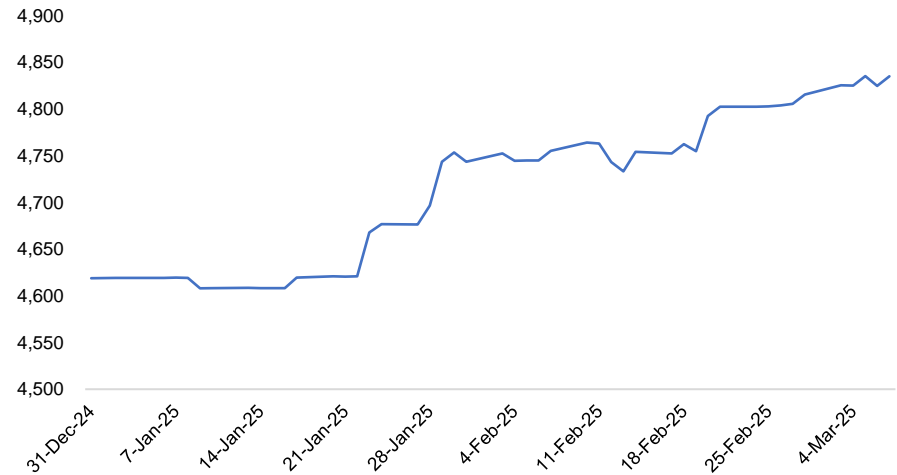
## Weekly Gainers and Losers



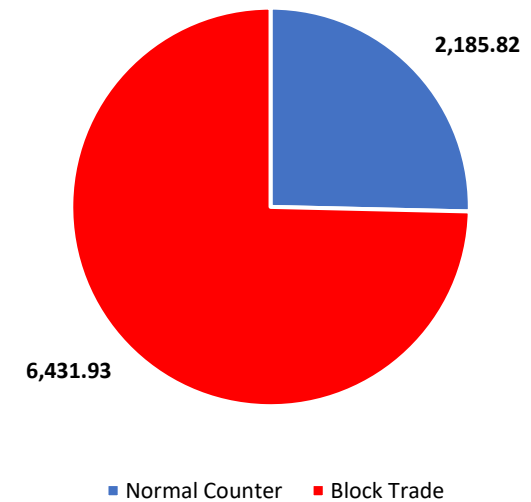
## Top Traded Counters in Millions TZS:



## Tanzania All Share Index Trend



## Block Trade Turnover V/s Normal Counter Turnover in Millions TZS:



# Solomon Stockbrokers Weekly Report for the week ending 07-Mar-2025

Company	Sector	07-Mar-25	Weekly				Market Cap in Billions		Dividend		Trailing 12 Months		Book Value per Share	P/B Ratio	ROE
			Gain/Loss	52-Week High	52-Week Low	YTD Change	Weekly Turnover in TZS	TZS	Dividend Per Share	Yield	EPS	P/E Ratio			
AFRIPRISE	Financial Services	220	▲ 2.33%	270	180	▲ 2.33%	12,110,140	32.13	0	0.00%	26.62	8.26	388.79	0.57	6.85%
CRDB	Financial Services	760	▲ 2.70%	760	480	▲ 13.43%	2,649,765,530	1,985.00	0	0.00%	210.88	3.60	832.81	0.91	25.32%
DCB	Financial Services	130	▼ -3.70%	175	100	▼ -3.70%	8,642,940	21.19	0	0.00%	1.96	66.38	193.75	0.67	1.01%
DSE	Financial Services	2,320	▼ -0.85%	2,620	1,800	▼ -1.69%	15,160,760	55.27	0	0.00%	188.96	12.28	1,342.53	1.73	14.07%
MBP	Financial Services	340	▲ 3.03%	380	290	▲ 9.68%	1,496,070	8.99	0	0.00%	129.58	2.62	830.14	0.41	15.61%
MCB	Financial Services	310	0.00%	320	280	0.00%	169,800	19.17	0	0.00%	1.26	246.03	254.02	1.22	0.50%
MKCB	Financial Services	580	0.00%	640	500	▲ 7.41%	477,400	13.66	0	0.00%	435.58	1.33	1,761.75	0.33	24.72%
MUCOBA	Financial Services	400	0.00%	400	360	0.00%	8,000	13.07	0	0.00%	-10.81	-37.02	109.59	3.65	0.00%
NICO	Financial Services	740	0.00%	860	530	▲ 15.63%	28,048,290	45.62	0	0.00%	115.95	6.38	2,611.09	0.28	4.44%
NMB	Financial Services	5,850	0.00%	6,000	4,660	▲ 9.35%	139,373,700	2,925.00	0	0.00%	1,287.67	4.54	5,113.07	1.14	25.18%
YETU	Financial Services	510	0.00%	-	-	0.00%	-	6.18	0	0.00%	N/A	N/A	N/A	N/A	N/A
JATU	Agricultural	265	0.00%	265	265	0.00%	-	5.28	0	0.00%	N/A	N/A	N/A	N/A	N/A
TBL	Manufacturing	10,900	0.00%	10,400	10,400	0.00%	5,683,010,000	3,216.11	0	0.00%	406.10	26.84	2,584.43	4.22	15.71%
TCC	Manufacturing	17,000	0.00%	16,200	16,200	0.00%	3,726,000	1,700.00	0	0.00%	1,138.43	14.93	2,230.92	7.62	51.03%
TCCL	Manufacturing	1,940	0.00%	2,300	1,560	▲ 7.78%	46,882,480	123.52	0	0.00%	-1,679.81	-1.15	-24.37	-79.60	0.00%
TOL	Manufacturing	670	0.00%	770	650	0.00%	690,100	38.53	0	0.00%	55.21	12.14	507.29	1.32	10.88%
TPCC	Manufacturing	4,000	0.00%	4,400	3,000	▲ 11.11%	18,453,700	719.69	0	0.00%	445.18	8.99	1,607.94	2.49	27.69%
TTP	Manufacturing	120	0.00%	130	100	0.00%	89,310	11.41	0	0.00%	-28.10	-4.27	53.68	2.24	0.00%
PAL	Consumable Services	400	0.00%	400	360	0.00%	434,000	64.19	0	0.00%	N/A	N/A	N/A	N/A	N/A
SWIS	Consumable Services	1,100	0.00%	1,300	900	0.00%	7,794,900	39.60	0	0.00%	158.29	6.95	1,006.89	1.09	15.72%
VODA	Consumable Services	770	0.00%	740	740	0.00%	1,411,180	1,724.80	0	0.00%	45.36	16.98	736.21	1.05	6.16%
SWALA	Oil & Gas	450	0.00%	-	-	0.00%	-	47.79	0	0.00%	N/A	N/A	N/A	N/A	N/A
<b>Domestic Market</b>															
<b>(Amts in Billions TZS)</b>		<b>12,816.18</b>	<b>▲ 0.41%</b>	<b>-</b>	<b>-</b>	<b>▲ 4.68%</b>	<b>8.618</b>	<b>12,816.18</b>	<b>-</b>	<b>0.00%</b>	<b>1,538.49</b>	<b>8.33</b>	<b>8,089</b>	<b>1.58</b>	<b>19.02%</b>

A Member of Dar es Salaam Stock Exchange, Authorized Dealer in Government Securities

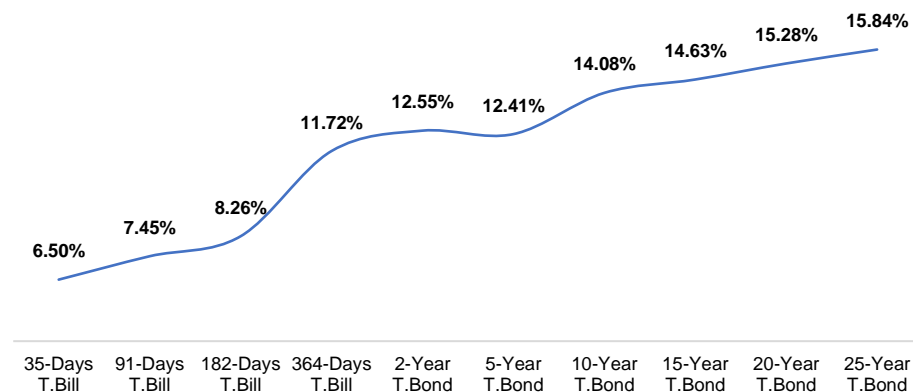
# Solomon Stockbrokers Weekly Report for the week ending 07-Mar-2025

## Debt Securities – Primary Markets

### TREASURY BONDS NEXT 5 AUCTIONS

Auction Date	Effective Date	Maturity Date	Time
19-Mar-25	20-Mar-25	20-Mar-30	5-Years
02-April-25	20-Feb-25	20-Feb-45	20-Years (Re-open)
16-April-25	06-Feb-25	06-Feb-27	2-Years (Re-open)
30-April-25	23-Jan-25	23-Jan-35	10-Years (Re-open)
07-May-25	09-Jan-25	09-Jan-50	25-Years (Re-open)

Primary Market Yield Curve



### LASTEST TREASURY BILL AUCTIONS

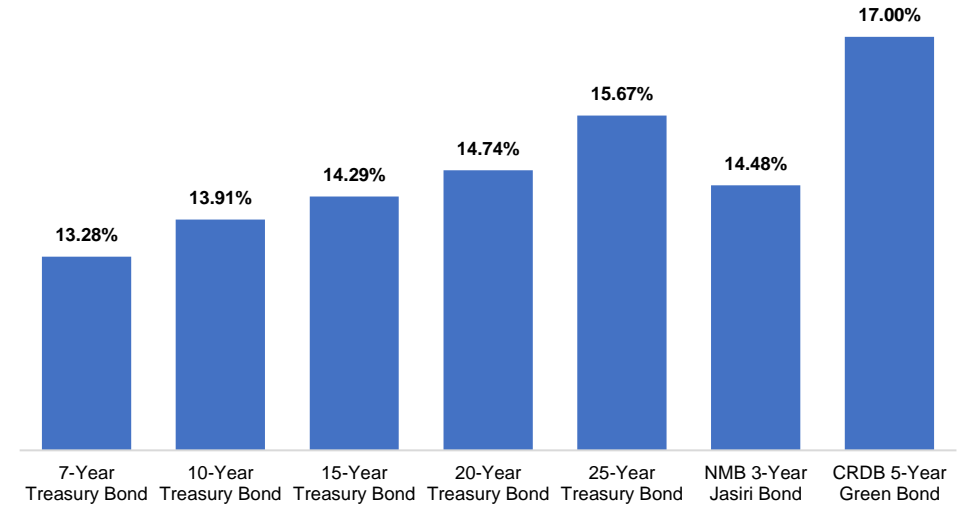
Bill No 1172	35-Days	91-Days	182-Days	364-Days
Issue Date	26-Feb-25	26-Feb-25	26-Feb-25	26-Feb-25
Maturity Date	3-Apr-25	29-May-25	28-Aug-25	26-Feb-26
Number of Bids	-	2	-	98
Successful Bids	-	1	-	18
Highest Bid/100	-	98.18%	-	90.00%
Lowest Bid/100	-	98.16%	-	88.00%
Min. Successful/100	-	98.18%	-	89.44%
Weighted Average Price for Successful Bids	0.00%	98.18%	0.00%	89.53%
Weighted Average Yield	0.00%	7.45%	0.00%	11.72%
Amount Offered (TZS 000,000)	900.00	1,900.00	2,900.00	102,800
Amount Tendered (TZS 000,000)	-	3,800.00	-	386,543
Under/(Over)Subscription	-	- 1,900.00	-	- 283,743
Successful Bids	-	1,900.00	-	119,840

# Solomon Stockbrokers Weekly Report for the week ending 07-Mar-2025

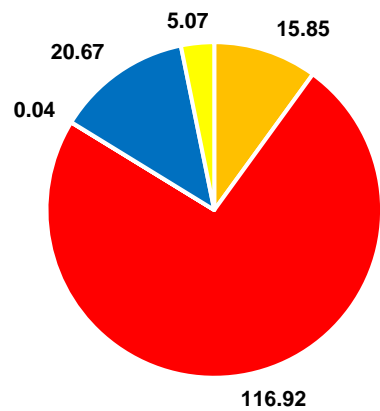
## Debt Securities – Secondary Markets

Debt Market Stats	Previous Week
Outstanding Government Bonds (TZS bln)	26,323.95
Outstanding Corporate Bonds (TZS bln)	904.49
Outstanding Corporate Bonds (USD mln)	73.00
Outstanding Municipal Bonds (TZS bln)	53.12

Weighted Average Yield to Maturity

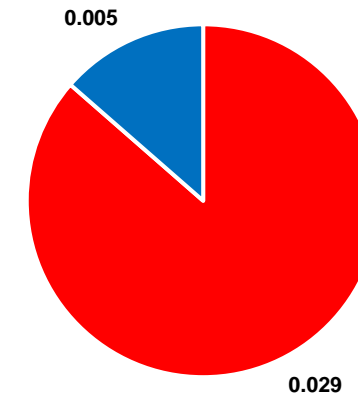


## Top Traded Government Bonds in Billions TZS



■ 7-Year Treasury Bond 
 ■ 10-Year Treasury Bond 
 ■ 15-Year Treasury Bond  
■ 20-Year Treasury Bond 
 ■ 25-Year Treasury Bond

## Top Traded Corporate Bonds in Billions TZS



■ NMB 3-Year Jasiri Bond 
 ■ CRDB 5-Year Green Bond

For further information please contact Us : 2124495 /2112874 /0764269090 /0714 269090

[All care has been taken in the preparation of this commercial document and the information contained therein has been derived from sources believed to be accurate and reliable. If you are in any doubt about the contents of this document do not hesitate to contact the above-mentioned. **SOLOMON** Stockbrokers Ltd does not assume responsibility for any error, omission or opinion expressed. Anyone acting on the information or opinion does so at his own risk. This information has been sent to you for your information and may not be reproduced. Unauthorized use or disclosure of this document is strictly prohibited. © Copyright 2024 **SOLOMON** Stockbrokers Ltd. All rights reserved]



# SOLOMON Stockbrokers

*A Member of Dar es Salaam Stock Exchange & Authorized Dealer of Government Securities*

**STOCKBROKERS / DEALERS**

**INVESTMENT ADVISERS**

**FUND MANAGERS**

## PROFILE

The Company is licensed as Stockbrokers / Dealers, Investment Advisers and Fund Managers by the Capital Markets and Securities Authority (CMSA). SOLOMON is also licensed as a Primary Dealer of Government Securities by the Bank of Tanzania (BoT).



PSSSF House, Ground Floor  
Samora Avenue / Morogoro Road  
P.O. Box 77049  
Dar es Salaam

+255 764 269090  
+255 714 269090



@sstockbrokers

#elimuYaUwekezajiHisa

research@solomon.co.tz

www.solomon.co.tz