



**SOLOMON** Stockbrokers

# THE DAILY TICKER

For the day ending  
2nd July 2026



[research@solomon.co.tz](mailto:research@solomon.co.tz)



+255 764 269 090/+255 714 269 090

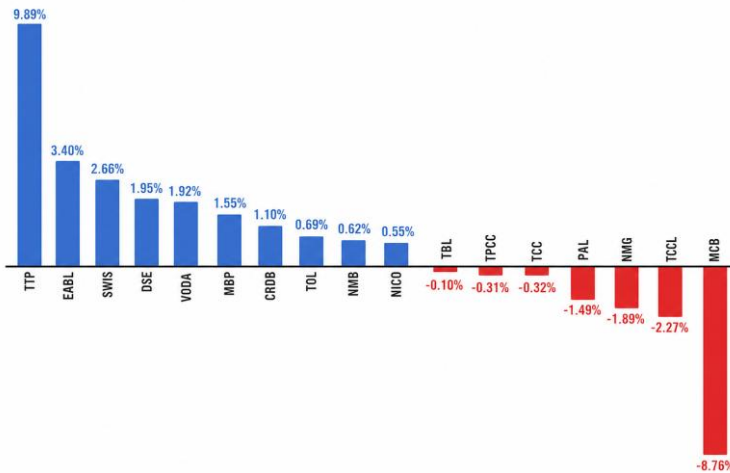


PSSSF House, Ground Floor, Samora Avenue/Morogoro Rd Dar es Salaam

## Dar-es-Salaam Stock Exchange Market Performance

Indicators	1-Jul-26	2-Jul-26	Daily % Change
All Share Index (DSEI)	4,057.22	4,090.11	▲ 0.81%
Tanzania Share Index (TSI)	8,858.61	8,911.97	▲ 0.60%
Industrial & Allied Index (IA)	4,928.35	4,912.59	▼ 0.32%
Banks, Finance & Investment Index (BI)	20,026.90	20,186.65	▲ 0.80%
Commercial Services (CS)	2,245.37	2,287.20	▲ 1.86%
Exchange Traded Funds Market Cap in Billions TZS	186.44	186.17	▼ 0.14%
Domestic Market Cap in Trillions TZS	23.96	24.11	▲ 0.60%
Total Market Cap in Trillions TZS	35.25	35.53	▲ 0.81%
Exchange Traded Funds Turnover in Billions TZS	0.23	0.48	▲ 104.61%
Equity Turnover in Billions TZS	5.14	5.81	▲ 13.01%
Face Value Bonds Turnover in Billions TZS	21.80	27.71	▲ 27.07%

## Top Movers



## Currency & Commodity Movements

Currency/Commodity	01-Jul-26	02-Jul-26	Daily % Change
USD	2,625.12	2,629.50	0.17%
EUR	2,994.47	3,011.04	0.55%
GBP	3,473.56	3,518.01	1.28%
KES	20.26	20.32	0.28%
UGX	0.71	0.72	0.46%
ZAR	160.21	161.81	1.00%
CNY	386.85	387.29	0.11%
GOLD	10,583,800	10,862,982	2.64%

## Upcoming Treasury Bond Auction

Auction Date	Bond Tenure	Annual Coupon	Semi Annual Coupon	Effective Date
8-Jul-26	20-Years	0.00%	0.00%	8-Jul-46



# SOLOMON Stockbrokers



research@solomon.co.tz



+255 764 269 090/+255 714 269 090



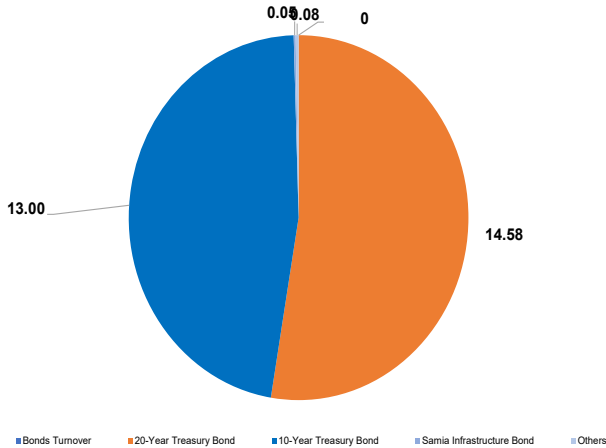
PSSSF House, Ground Floor, Samora Avenue/Morogoro Rd Dar es Salaam

Company	2-Jul-26	Daily Gain/Loss	Daily High	Daily Low	Turnover in Mlns TZS	Volumes Traded	Outstanding Bids	Outstanding Offers	Market Cap in Blns TZS
AFRIPRISE	650	0.00%	670	640	25.20	38,789	6,056	5,314	94.92
CRDB	2,760	1.10%	2,810	2,700	1,164.30	421,743	212,885	87,856	7,208.67
DCB	505	0.00%	510	500	22.34	44,035	4,199	42,360	96.74
DSE	6,270	1.95%	6,310	6,090	6.65	1,060	4,540	7,085	149.38
JHL	8,650	0.00%	0	0	0.00	0	0	0	626.89
KCB	1,930	0.00%	1,940	1,900	44.14	22,884	1,058	60,351	5,732.75
MBP	1,970	1.55%	1,990	1,760	13.95	7,107	719	4,345	59.08
MCB	885	-8.76%	990	850	7.20	8,131	88	11,021	54.72
MKCB	4,320	0.00%	4,490	4,300	3.90	896	929	5,540	101.76
MUCOBA	490	0.00%	490	455	0.22	463	1,482	5,494	16.01
NICO	3,630	0.55%	3,800	3,600	32.43	8,934	24,111	2,501	223.77
NMB	16,350	0.62%	16,450	16,250	4,344.13	267,392	26,757	1,241	8,175.00
YETU	510	0.00%	0	0	0.00	0	0	0	6.18
EABL	5,470	3.40%	0	0	0.00	0	0	0	4,325.54
JATU	265	0.00%	0	0	0.00	0	0	0	5.28
TBL	9,620	-0.10%	9,680	9,600	21.00	2,182	868	863	2,838.44
TCC	12,340	-0.32%	12,490	12,300	22.26	1,803	818	3,293	1,234.00
TCCL	3,020	-2.27%	3,100	3,000	6.83	2,253	31,924	24,544	576.86
TOL	1,450	0.69%	1,460	1,440	7.09	4,876	1,073	11,466	83.38
TPCC	6,440	-0.31%	6,500	6,360	51.26	7,960	40	8,757	1,158.70
TTP	500	9.89%	500	460	0.26	526	168	431	47.53
KA**	120	0.00%	0	0	0.00	0	1,091	0	681.77
NMG	260	-1.89%	260	260	0.06	220	0	736	49.02
PAL	330	-1.49%	350	325	2.92	8,801	9,934	13,306	52.96
SWIS	2,700	2.66%	2,720	2,630	3.62	1,343	659	159	97.20
VODA	795	1.92%	805	775	34.05	42,935	3,128	7,908	1,780.80
SWALA	450	0.00%	0	0	0.00	0	0	0	47.79
USL	25	0.00%	0	0	0.00	0	52	0	9.10
<b>DSEI</b>	<b>4,090</b>	<b>0.81%</b>	<b>0</b>	<b>0</b>	<b>5,813.80</b>	<b>894,333</b>	<b>0</b>	<b>0</b>	<b>35,534.23</b>

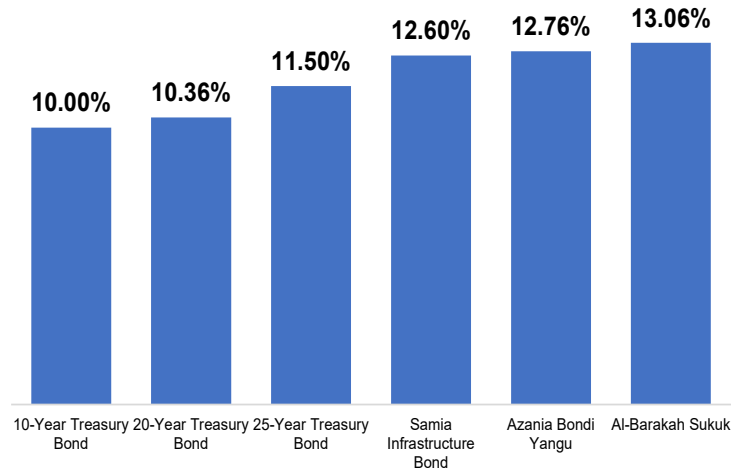
Exchange Traded Funds	2-Jul-26	Daily Gain/Loss	Daily High	Daily Low	Turnover in Mlns TZS	Volumes Traded	Outstanding Bids	Outstanding Offers	Market Cap in Blns TZS
iEACLC - ETF	1,250	0.00%	1,270	1,240	443.28	354,823	148,172	0	168.08
VIS-ETF	335	-1.47%	350	325	34.92	104,839	12,304	0	18.09
<b>Total</b>	<b>0</b>		<b>0</b>	<b>0</b>	<b>478.20</b>	<b>459,662</b>	<b>0</b>	<b>0</b>	<b>186.17</b>



## Secondary Markets Bonds Turnover in Billions TZS



## Weighted Avg Yield to Maturity (Secondary Markets)



## Latest Treasury Bond Results

Primary Markets	2-year Bonds	5-year Bond	10-year Bond	15-year Bond	20-year Bond	25-year Bond
Bond No	697	700	699	701	698	695
Auction Dates	4-Mar-26	29-Apr-26	15-Apr-26	13-May-26	18-Mar-26	4-Feb-26
Coupon Rates	9.50%	10.25%	10.50%	10.75%	12.00%	13.25%
Redemption Dates	5-Mar-28	30-Apr-31	16-Apr-36	14-May-41	19-Mar-46	5-Feb-51
Number of bids received	86	114	148	171	984	580
Number of successful bids	48	76	127	40	166	105
Highest bid/100	105.00%	109.99%	112.90%	113.50%	115.00%	110.50%
Lowest bid/100	97.54%	95.38%	97.00%	90.00%	95.00%	85.00%
Minimum successful price/100	101.10%	100.58%	100.00%	109.08%	109.00%	109.00%
successful bids (WAP)	102.03%	102.75%	107.03%	110.75%	110.70%	109.87%
Yield-to-maturity (Weighted Avg)	8.36%	9.54%	9.40%	10.78%	10.71%	11.99%
Weighted Average Coupon Yield	9.31%	9.98%	9.81%	11.06%	10.84%	12.06%
Amount offered TZS Millions	119,190.00	174,930.00	144,550.00	165,490.00	236,250.00	187,240.00
Total tendered TZS Millions	215,363.50	258,553.20	149,773.60	1,167,810.20	1,588,584.10	1,310,042.90
Under/oversubscribed (+/-) TZS Mlns	-96,173.50	-83,623.20	-5,223.60	-1,002,320.20	-1,352,334.10	-1,122,802.90
Successful bids TZS Millions	107,845.50	166,992.30	124,260.10	139,112.70	236,261.20	187,240.00
Coupon 1	5-Sep	30-Oct	16-Apr	19-Feb	19-Jun	5-Aug
Coupon 2	5-Mar	30-Apr	16-Oct	19-Aug	19-Mar	5-Feb
Accrued Interest	2.3973	0.0000	2.3301	0.0000	0.0000	0.0000



**SOLOMON** Stockbrokers



research@solomon.co.tz



+255 764 269 090/+255 714 269 090



PSSSF House, Ground Floor, Samora Avenue/Morogoro Rd Dar es Salaam

## Important Disclaimer!

[All care has been taken in the preparation of this commercial document and the information contained therein has been derived from sources believed to be accurate and reliable. If you are in any doubt about the contents of this document do not hesitate to contact the above mentioned. SOLOMON Stockbrokers Ltd does not assume responsibility for any error, omission or opinion expressed. Anyone acting on the information or opinion does so at his own risk. This information has been sent to you for your information and may not be reproduced. Unauthorised use or disclosure of this document is strictly prohibited. © Copyright 2026 SOLOMON Stockbrokers Ltd. All rights reserved]



# SOLOMON Stockbrokers

*A Member of Dar es Salaam Stock Exchange & Authorized Dealer of Government Securities*

**STOCKBROKERS / DEALERS**

**INVESTMENT ADVISERS**

**FUND MANAGERS**

## PROFILE

The Company is licensed as Stockbrokers / Dealers, Investment Advisers and Fund Managers by the Capital Markets and Securities Authority (CMSA). SOLOMON is also licensed as a Primary Dealer of Government Securities by the Bank of Tanzania (BoT).

PSSSF House, Ground Floor  
Samora Avenue / Morogoro Road  
P.O. Box 77049  
Dar es Salaam

+255 764 269090  
+255 714 269090

[research@solomon.co.tz](mailto:research@solomon.co.tz)

[www.solomon.co.tz](http://www.solomon.co.tz)



[@sstockbrokers](https://www.instagram.com/sstockbrokers)

[#elimuYaUwekezajiHisa](https://twitter.com/elimuYaUwekezajiHisa)