



SOLOMON Stockbrokers

THE DAILY TICKER

For the day ending 1st July 2026



research@solomon.co.tz



+255 764 269 090/+255 714 269 090

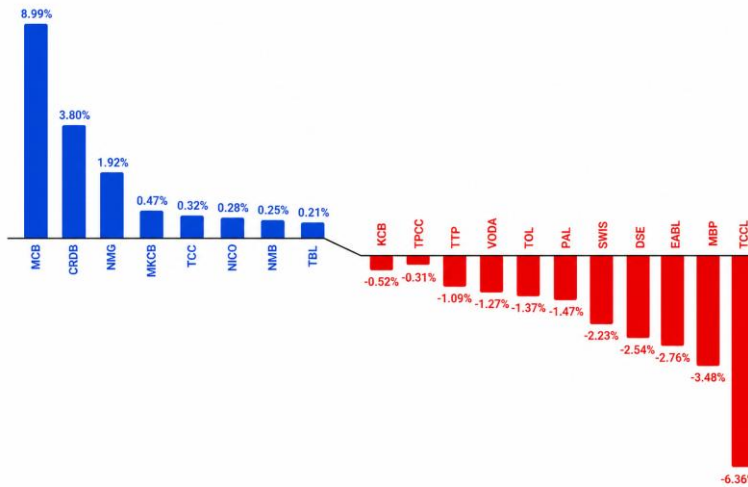


PSSSF House, Ground Floor, Samora Avenue/Morogoro Rd Dar es Salaam

Dar-es-Salaam Stock Exchange Market Performance

Indicators	30-Jun-26	1-Jul-26	Daily % Change
All Share Index (DSEI)	4,048.80	4,057.22	▲ 0.21%
Tanzania Share Index (TSI)	8,777.10	8,858.61	▲ 0.93%
Industrial & Allied Index (IA)	4,957.64	4,928.35	▼ 0.59%
Banks, Finance & Investment Index (BI)	19,676.07	20,026.90	▲ 1.78%
Commercial Services (CS)	2,275.41	2,245.37	▼ 1.32%
Exchange Traded Funds Market Cap in Billions TZS	185.10	186.44	▲ 0.72%
Domestic Market Cap in Trillions TZS	23.74	23.96	▲ 0.93%
Total Market Cap in Trillions TZS	35.18	35.25	▲ 0.21%
Exchange Traded Funds Turnover in Billions TZS	0.46	0.23	▼ 49.03%
Equity Turnover in Billions TZS	2.97	5.14	▲ 73.46%
Face Value Bonds Turnover in Billions TZS	30.37	21.80	▼ 28.20%

Top Movers



Currency & Commodity Movements

Currency/Commodity	30-Jun-26	01-Jul-26	Daily % Change
USD	2,623.52	2,625.12	0.06%
EUR	2,992.12	2,994.47	0.08%
GBP	3,474.59	3,473.56	-0.03%
KES	20.24	20.26	0.10%
UGX	0.71	0.71	0.06%
ZAR	159.59	160.21	0.39%
CNY	386.14	386.85	0.18%
GOLD	10,599,562	10,583,800	-0.15%

Upcoming Treasury Bond Auction

Auction Date	Bond Tenure	Annual Coupon	Semi Annual Coupon	Effective Date



SOLOMON Stockbrokers



research@solomon.co.tz



+255 764 269 090/+255 714 269 090



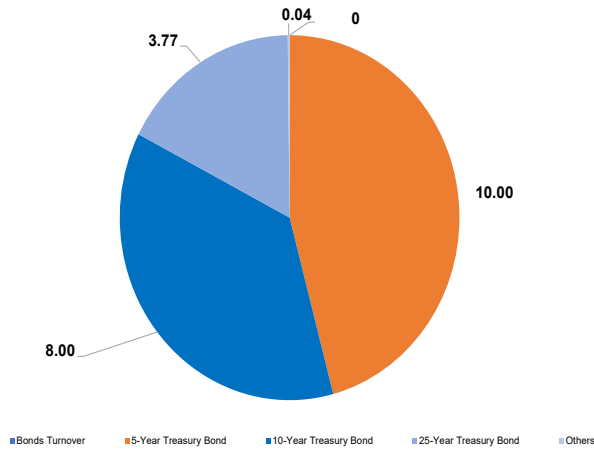
PSSSF House, Ground Floor, Samora Avenue/Morogoro Rd Dar es Salaam

Company	1-Jul-26	Daily Gain/Loss	Daily High	Daily Low	Turnover in Mlns TZS	Volumes Traded	Outstanding Bids	Outstanding Offers	Market Cap in Blns TZS
AFRIPRISE	650	0.00%	665	640	24.35	37,527	5,327	42,922	94.92
CRDB	2,730	3.80%	2,760	2,630	1,386.08	507,991	238,772	48,458	7,130.32
DCB	505	0.00%	520	500	14.44	28,508	23,190	72,871	96.74
DSE	6,150	-2.54%	6,370	6,070	11.27	1,822	1,369	13,089	146.52
JHL	8,650	0.00%	0	0	0.00	0	0	0	626.89
KCB	1,930	-0.52%	1,940	1,920	78.02	40,349	2,115	16,965	5,732.75
MBP	1,940	-3.48%	2,000	1,750	4.65	2,403	226	12,719	58.18
MCB	970	8.99%	990	850	17.74	18,492	350	14,664	59.97
MKCB	4,320	0.47%	4,790	4,300	5.16	1,172	1,498	4,107	101.76
MUCOBA	490	0.00%	490	485	0.11	218	31	6,257	16.01
NICO	3,610	0.28%	3,620	3,600	137.62	38,136	12,898	2,266	222.54
NMB	16,250	0.25%	16,310	16,220	3,353.71	206,438	16,877	8,757	8,125.00
YETU	510	0.00%	0	0	0.00	0	0	0	6.18
EABL	5,290	-2.76%	0	0	0.00	0	0	0	4,183.20
JATU	265	0.00%	0	0	0.00	0	0	0	5.28
TBL	9,630	0.21%	9,680	9,600	20.88	2,166	311	2,793	2,841.39
TCC	12,380	0.32%	12,500	12,340	16.78	1,352	1,006	1,413	1,238.00
TCCL	3,090	-6.36%	3,290	2,930	4.06	1,317	17,073	25,349	590.23
TOL	1,440	-1.37%	1,460	1,420	2.57	1,782	759	14,427	82.81
TPCC	6,460	-0.31%	6,480	6,370	22.09	3,419	1,016	2,330	1,162.30
TTP	455	-1.09%	480	440	0.35	763	1,206	261	43.25
KA**	120	0.00%	0	0	0.00	0	1,143	0	681.77
NMG	265	1.92%	0	0	0.00	0	0	956	49.96
PAL	335	-1.47%	340	325	3.19	9,532	12,776	17,009	53.76
SWIS	2,630	-2.23%	2,800	2,630	7.54	2,858	310	689	94.68
VODA	780	-1.27%	795	770	33.68	43,257	4,829	25,408	1,747.20
SWALA	450	0.00%	0	0	0.00	0	0	0	47.79
USL	25	0.00%	0	0	0.00	0	271	0	9.10
DSEI	4,057	0.21%	0	0	5,144.30	949,502	0	0	35,248.50

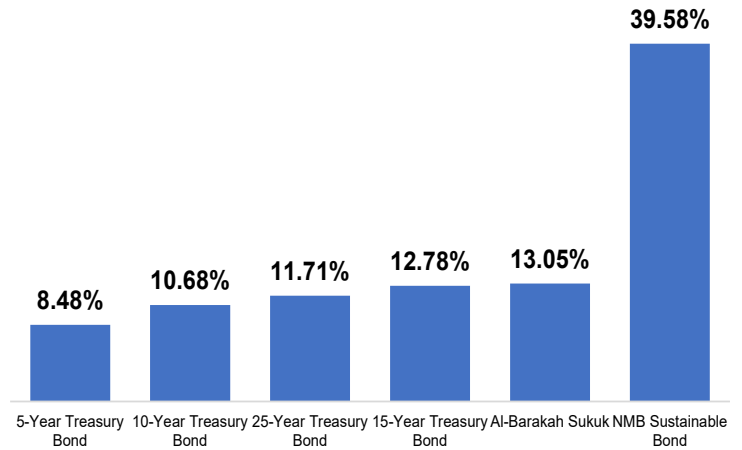
Exchange Traded Funds	1-Jul-26	Daily Gain/Loss	Daily High	Daily Low	Turnover in Mlns TZS	Volumes Traded	Outstanding Bids	Outstanding Offers	Market Cap in Blns TZS
iEACLC - ETF	1,250	0.81%	1,260	1,240	214.84	171,917	181,687	0	168.08
VIS-ETF	340	0.00%	350	330	18.87	55,785	16,266	0	18.36
Total	0		0	0	233.71	227,702	0	0	186.44



Secondary Markets Bonds Turnover in Billions TZS



Weighted Avg Yield to Maturity (Secondary Markets)



Latest Treasury Bond Results

Primary Markets	2-year Bonds	5-year Bond	10-year Bond	15-year Bond	20-year Bond	25-year Bond
Bond No	697	700	699	701	698	695
Auction Dates	4-Mar-26	29-Apr-26	15-Apr-26	13-May-26	18-Mar-26	4-Feb-26
Coupon Rates	9.50%	10.25%	10.50%	10.75%	12.00%	13.25%
Redemption Dates	5-Mar-28	30-Apr-31	16-Apr-36	14-May-41	19-Mar-46	5-Feb-51
Number of bids received	86	114	148	171	984	580
Number of successful bids	48	76	127	40	166	105
Highest bid/100	105.00%	109.99%	112.90%	113.50%	115.00%	110.50%
Lowest bid/100	97.54%	95.38%	97.00%	90.00%	95.00%	85.00%
Minimum successful price/100	101.10%	100.58%	100.00%	109.08%	109.00%	109.00%
successful bids (WAP)	102.03%	102.75%	107.03%	110.75%	110.70%	109.87%
Yield-to-maturity (Weighted Avg)	8.36%	9.54%	9.40%	10.78%	10.71%	11.99%
Weighted Average Coupon Yield	9.31%	9.98%	9.81%	11.06%	10.84%	12.06%
Amount offered TZS Millions	119,190.00	174,930.00	144,550.00	165,490.00	236,250.00	187,240.00
Total tendered TZS Millions	215,363.50	258,553.20	149,773.60	1,167,810.20	1,588,584.10	1,310,042.90
Under/oversubscribed (+/-) TZS Mlns	-96,173.50	-83,623.20	-5,223.60	-1,002,320.20	-1,352,334.10	-1,122,802.90
Successful bids TZS Millions	107,845.50	166,992.30	124,260.10	139,112.70	236,261.20	187,240.00
Coupon 1	5-Sep	30-Oct	16-Apr	19-Feb	19-Jun	5-Aug
Coupon 2	5-Mar	30-Apr	16-Oct	19-Aug	19-Mar	5-Feb
Accrued Interest	2.3973	0.0000	2.3301	0.0000	0.0000	0.0000



SOLOMON Stockbrokers



research@solomon.co.tz



+255 764 269 090/+255 714 269 090



PSSSF House, Ground Floor, Samora Avenue/Morogoro Rd Dar es Salaam

Important Disclaimer!

[All care has been taken in the preparation of this commercial document and the information contained therein has been derived from sources believed to be accurate and reliable. If you are in any doubt about the contents of this document do not hesitate to contact the above mentioned. SOLOMON Stockbrokers Ltd does not assume responsibility for any error, omission or opinion expressed. Anyone acting on the information or opinion does so at his own risk. This information has been sent to you for your information and may not be reproduced. Unauthorised use or disclosure of this document is strictly prohibited. © Copyright 2026 SOLOMON Stockbrokers Ltd. All rights reserved]



SOLOMON Stockbrokers

A Member of Dar es Salaam Stock Exchange & Authorized Dealer of Government Securities

STOCKBROKERS / DEALERS

INVESTMENT ADVISERS

FUND MANAGERS

PROFILE

The Company is licensed as Stockbrokers / Dealers, Investment Advisers and Fund Managers by the Capital Markets and Securities Authority (CMSA). SOLOMON is also licensed as a Primary Dealer of Government Securities by the Bank of Tanzania (BoT).

PSSSF House, Ground Floor
Samora Avenue / Morogoro Road
P.O. Box 77049
Dar es Salaam

+255 764 269090
+255 714 269090

research@solomon.co.tz

www.solomon.co.tz



[@sstockbrokers](https://www.instagram.com/sstockbrokers)

[#elimuYaUwekezajiHisa](https://twitter.com/elimuYaUwekezajiHisa)