



**SOLOMON** Stockbrokers

# THE DAILY TICKER

For the day ending  
30th June 2026



[research@solomon.co.tz](mailto:research@solomon.co.tz)



+255 764 269 090/+255 714 269 090

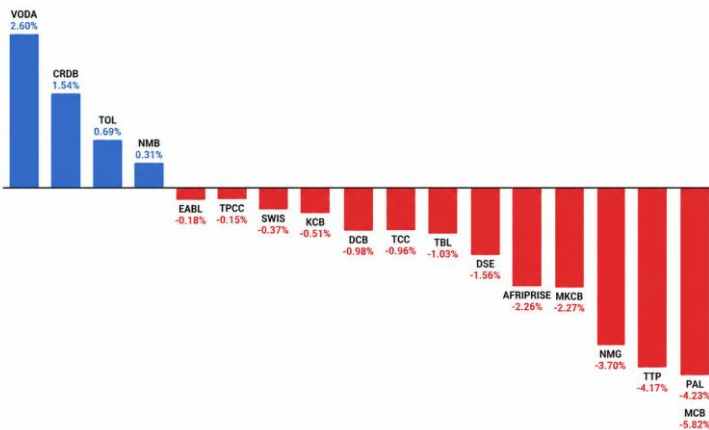


PSSSF House, Ground Floor, Samora Avenue/Morogoro Rd Dar es Salaam

## Dar-es-Salaam Stock Exchange Market Performance

Indicators	29-Jun-26	30-Jun-26	Daily % Change
All Share Index (DSEI)	4,040.04	4,048.80	▲ 0.22%
Tanzania Share Index (TSI)	8,734.37	8,777.10	▲ 0.49%
Industrial & Allied Index (IA)	4,994.53	4,957.64	▼ 0.74%
Banks, Finance & Investment Index (BI)	19,528.67	19,676.07	▲ 0.75%
Commercial Services (CS)	2,225.62	2,275.41	▲ 2.24%
Exchange Traded Funds Market Cap in Billions TZS	184.02	185.10	▲ 0.59%
Domestic Market Cap in Trillions TZS	23.63	23.74	▲ 0.49%
Total Market Cap in Trillions TZS	35.10	35.18	▲ 0.22%
Exchange Traded Funds Turnover in Billions TZS	0.48	0.46	▼ 4.12%
Equity Turnover in Billions TZS	7.09	2.97	▼ 58.16%
Face Value Bonds Turnover in Billions TZS	16.20	30.37	▲ 87.43%

## Top Movers



## Currency & Commodity Movements

Currency/Commodity	29-Jun-26	30-Jun-26	Daily % Change
USD	2,628.10	2,623.52	-0.17%
EUR	3,001.56	2,992.12	-0.31%
GBP	3,474.09	3,474.59	0.01%
KES	20.28	20.24	-0.17%
UGX	0.72	0.71	-0.18%
ZAR	159.70	159.59	-0.07%
CNY	386.58	386.14	-0.12%
GOLD	10,646,453	10,599,562	-0.44%

## Upcoming Treasury Bond Auction

Auction Date	Bond Tenure	Annual Coupon	Semi Annual Coupon	Effective Date



# SOLOMON Stockbrokers



research@solomon.co.tz



+255 764 269 090/+255 714 269 090



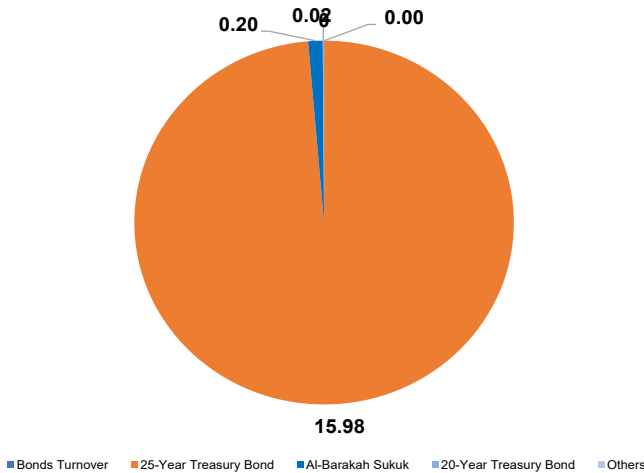
PSSSF House, Ground Floor, Samora Avenue/Morogoro Rd Dar es Salaam

Company	30-Jun-26	Daily Gain/Loss	Daily High	Daily Low	Turnover in Mlns TZS	Volumes Traded	Outstanding Bids	Outstanding Offers	Market Cap in Blns TZS
AFRIPRISE	650	-2.26%	670	645	23.60	36,231	5,458	23,445	94.92
CRDB	2,630	1.54%	2,700	2,580	993.51	378,453	327,359	11,724	6,869.14
DCB	505	-0.98%	520	500	13.69	26,990	12,212	26,789	96.74
DSE	6,310	-1.56%	6,410	6,100	23.40	3,711	80	8,143	150.33
JHL	8,650	0.00%	0	0	0.00	0	0	0	626.89
KCB	1,940	-0.51%	1,960	1,920	106.13	54,810	5,096	35,314	5,762.45
MBP	2,010	0.00%	2,030	1,900	2.54	1,266	10	8,018	60.28
MCB	890	-5.82%	990	860	7.36	8,279	521	21,594	55.02
MKCB	4,300	-2.27%	4,430	4,250	5.69	1,319	900	308	101.29
MUCOBA	490	0.00%	500	485	0.14	278	878	6,475	16.01
NICO	3,600	0.00%	3,800	3,570	51.35	14,229	16,892	5,102	221.92
NMB	16,210	0.31%	16,250	16,150	1,327.28	81,863	30,015	24,172	8,105.00
YETU	510	0.00%	0	0	0.00	0	0	0	6.18
EABL	5,440	-0.18%	0	0	0.00	0	0	0	4,301.81
JATU	265	0.00%	0	0	0.00	0	0	0	5.28
TBL	9,610	-1.03%	9,680	9,590	35.00	3,639	753	5,739	2,835.49
TCC	12,340	-0.96%	12,500	12,300	9.39	759	579	943	1,234.00
TCCL	3,300	0.00%	3,300	2,900	302.01	100,618	10,356	20,012	630.34
TOL	1,460	0.69%	1,470	1,420	11.38	7,779	865	5,332	83.96
TPCC	6,480	-0.15%	6,550	6,370	9.22	1,421	155	2,998	1,165.90
TTP	460	-4.17%	480	450	0.46	1,005	1,771	6,704	43.73
KA**	120	0.00%	0	0	0.00	0	574	0	681.77
NMG	260	-3.70%	260	250	0.06	227	0	956	49.02
PAL	340	-4.23%	350	325	1.79	5,300	2,968	24,650	54.56
SWIS	2,690	-0.37%	2,710	2,630	14.07	5,241	927	2,968	96.84
VODA	790	2.60%	805	750	27.69	34,970	13,167	34,634	1,769.60
SWALA	450	0.00%	0	0	0.00	0	0	0	47.79
USL	25	0.00%	0	0	0.00	0	233	0	9.10
<b>DSEI</b>	<b>4,049</b>	<b>0.22%</b>	<b>0</b>	<b>0</b>	<b>2,965.78</b>	<b>768,388</b>	<b>0</b>	<b>0</b>	<b>35,175.36</b>

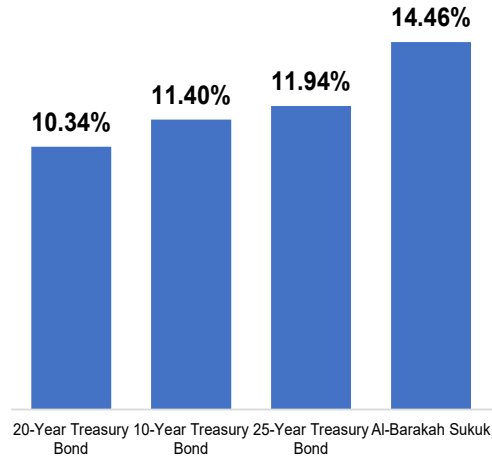
Exchange Traded Funds	30-Jun-26	Daily Gain/Loss	Daily High	Daily Low	Turnover in Mlns TZS	Volumes Traded	Outstanding Bids	Outstanding Offers	Market Cap in Blns TZS
iEACLC - ETF	1,240	-0.80%	1,250	1,230	445.26	357,999	116,110	0	166.74
VIS-ETF	340	-1.45%	350	330	13.26	38,873	41,460	0	18.36
<b>Total</b>	<b>0</b>		<b>0</b>	<b>0</b>	<b>458.51</b>	<b>396,872</b>	<b>0</b>	<b>0</b>	<b>185.10</b>



## Secondary Markets Bonds Turnover in Billions TZS



## Weighted Avg Yield to Maturity (Secondary Markets)



## Latest Treasury Bond Results

Primary Markets	2-year Bonds	5-year Bond	10-year Bond	15-year Bond	20-year Bond	25-year Bond
Bond No	697	700	699	701	698	695
Auction Dates	4-Mar-26	29-Apr-26	15-Apr-26	13-May-26	18-Mar-26	4-Feb-26
Coupon Rates	9.50%	10.25%	10.50%	10.75%	12.00%	13.25%
Redemption Dates	5-Mar-28	30-Apr-31	16-Apr-36	14-May-41	19-Mar-46	5-Feb-51
Number of bids received	86	114	148	171	984	580
Number of successful bids	48	76	127	40	166	105
Highest bid/100	105.00%	109.99%	112.90%	113.50%	115.00%	110.50%
Lowest bid/100	97.54%	95.38%	97.00%	90.00%	95.00%	85.00%
Minimum successful price/100	101.10%	100.58%	100.00%	109.08%	109.00%	109.00%
successful bids (WAP)	102.03%	102.75%	107.03%	110.75%	110.70%	109.87%
Yield-to-maturity (Weighted Avg)	8.36%	9.54%	9.40%	10.78%	10.71%	11.99%
Weighted Average Coupon Yield	9.31%	9.98%	9.81%	11.06%	10.84%	12.06%
Amount offered TZS Millions	119,190.00	174,930.00	144,550.00	165,490.00	236,250.00	187,240.00
Total tendered TZS Millions	215,363.50	258,553.20	149,773.60	1,167,810.20	1,588,584.10	1,310,042.90
Under/oversubscribed (+/-) TZS Mlns	-96,173.50	-83,623.20	-5,223.60	-1,002,320.20	-1,352,334.10	-1,122,802.90
Successful bids TZS Millions	107,845.50	166,992.30	124,260.10	139,112.70	236,261.20	187,240.00
Coupon 1	5-Sep	30-Oct	16-Apr	19-Feb	19-Jun	5-Aug
Coupon 2	5-Mar	30-Apr	16-Oct	19-Aug	19-Mar	5-Feb
Accrued Interest	2.3973	0.0000	2.3301	0.0000	0.0000	0.0000



**SOLOMON** Stockbrokers



research@solomon.co.tz



+255 764 269 090/+255 714 269 090



PSSSF House, Ground Floor, Samora Avenue/Morogoro Rd Dar es Salaam

## Important Disclaimer!

[All care has been taken in the preparation of this commercial document and the information contained therein has been derived from sources believed to be accurate and reliable. If you are in any doubt about the contents of this document do not hesitate to contact the above mentioned. SOLOMON Stockbrokers Ltd does not assume responsibility for any error, omission or opinion expressed. Anyone acting on the information or opinion does so at his own risk. This information has been sent to you for your information and may not be reproduced. Unauthorised use or disclosure of this document is strictly prohibited. © Copyright 2026 SOLOMON Stockbrokers Ltd. All rights reserved]



# SOLOMON Stockbrokers

*A Member of Dar es Salaam Stock Exchange & Authorized Dealer of Government Securities*

**STOCKBROKERS / DEALERS**

**INVESTMENT ADVISERS**

**FUND MANAGERS**

## PROFILE

The Company is licensed as Stockbrokers / Dealers, Investment Advisers and Fund Managers by the Capital Markets and Securities Authority (CMSA). SOLOMON is also licensed as a Primary Dealer of Government Securities by the Bank of Tanzania (BoT).

PSSSF House, Ground Floor  
Samora Avenue / Morogoro Road  
P.O. Box 77049  
Dar es Salaam

+255 764 269090  
+255 714 269090

[research@solomon.co.tz](mailto:research@solomon.co.tz)

[www.solomon.co.tz](http://www.solomon.co.tz)



[@sstockbrokers](https://www.instagram.com/sstockbrokers)

[#elimuYaUwekezajiHisa](https://twitter.com/elimuYaUwekezajiHisa)