



SOLOMON Stockbrokers

THE DAILY TICKER

For the day ending
29th June 2026



research@solomon.co.tz



+255 764 269 090/+255 714 269 090

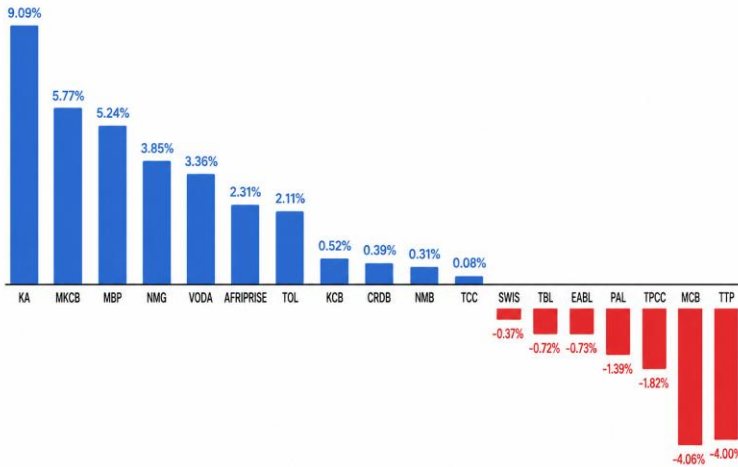


PSSSF House, Ground Floor, Samora Avenue/Morogoro Rd Dar es Salaam

Dar-es-Salaam Stock Exchange Market Performance

Indicators	26-Jun-26	29-Jun-26	Daily % Change
All Share Index (DSEI)	4,025.11	4,040.04	▲ 0.37%
Tanzania Share Index (TSI)	8,707.42	8,734.37	▲ 0.31%
Industrial & Allied Index (IA)	5,028.76	4,994.53	▼ 0.68%
Banks, Finance & Investment Index (BI)	19,454.48	19,528.67	▲ 0.38%
Commercial Services (CS)	2,160.67	2,225.62	▲ 3.01%
Exchange Traded Funds Market Cap in Billions TZS	185.10	184.02	▼ 0.58%
Domestic Market Cap in Trillions TZS	23.56	23.63	▲ 0.31%
Total Market Cap in Trillions TZS	34.97	35.10	▲ 0.37%
Exchange Traded Funds Turnover in Billions TZS	0.07	0.48	▲ 577.88%
Equity Turnover in Billions TZS	82.73	7.09	▼ 91.43%
Face Value Bonds Turnover in Billions TZS	48.71	16.20	▼ 66.74%

Top Movers



Currency & Commodity Movements

Currency/Commodity	26-Jun-26	29-Jun-26	Daily % Change
USD	2,632.29	2,628.10	-0.16%
EUR	2,988.71	3,001.56	0.43%
GBP	3,469.36	3,474.09	0.14%
KES	20.29	20.28	-0.04%
UGX	0.71	0.72	0.70%
ZAR	159.54	159.70	0.10%
CNY	387.17	386.58	-0.15%
GOLD	10,608,829	10,646,453	0.35%

Upcoming Treasury Bond Auction

Auction Date	Bond Tenure	Annual Coupon	Semi Annual Coupon	Effective Date



SOLOMON Stockbrokers



research@solomon.co.tz



+255 764 269 090/+255 714 269 090



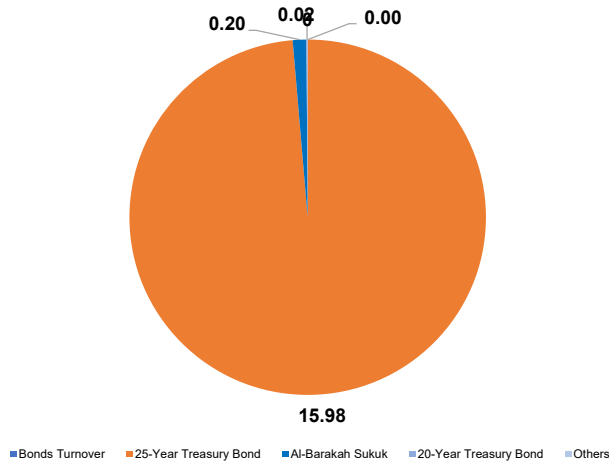
PSSSF House, Ground Floor, Samora Avenue/Morogoro Rd Dar es Salaam

Company	29-Jun-26	Daily Gain/Loss	Daily High	Daily Low	Turnover in Mlns TZS	Volumes Traded	Outstanding Bids	Outstanding Offers	Market Cap in Blns TZS
AFRIPRISE	665	2.31%	675	645	58.47	87,996	6,471	27,725	97.11
CRDB	2,590	0.39%	2,600	2,580	2,406.36	928,067	225,734	82,285	6,764.66
DCB	510	0.00%	520	500	11.32	22,218	15,098	56,495	97.70
DSE	6,410	0.00%	6,420	6,390	10.24	1,597	830	6,259	152.71
JHL	8,650	0.00%	0	0	0.00	0	0	0	626.89
KCB	1,950	0.52%	2,030	1,930	657.33	336,813	22,166	20,504	5,792.16
MBP	2,010	5.24%	2,030	1,900	4.81	2,405	340	9,561	60.28
MCB	945	-4.06%	990	850	8.43	8,965	10	19,739	58.42
MKCB	4,400	5.77%	4,430	4,000	9.96	2,274	4,888	2,788	103.64
MUCOBA	490	0.00%	500	485	0.33	676	1,561	3,955	16.01
NICO	3,600	0.00%	3,620	3,570	98.85	27,437	7,423	3,013	221.92
NMB	16,160	0.31%	16,200	16,120	3,667.96	228,782	24,674	37,992	8,080.00
YETU	510	0.00%	0	0	0.00	0	0	0	6.18
EABL	5,450	-0.73%	0	0	0.00	0	889	0	4,309.72
JATU	265	0.00%	0	0	0.00	0	0	0	5.28
TBL	9,710	-0.72%	9,970	9,590	37.03	3,813	0	8,312	2,864.99
TCC	12,460	0.08%	12,500	12,300	7.44	597	484	1,116	1,246.00
TCCL	3,300	0.00%	3,300	3,140	35.21	10,685	10,586	347	630.34
TOL	1,450	2.11%	1,470	1,350	9.60	6,605	3,508	7,811	83.38
TPCC	6,490	-1.82%	6,550	6,480	17.14	2,638	0	1,964	1,167.70
TTP	480	-4.00%	480	440	0.27	576	1,873	6,761	45.63
KA**	120	9.09%	0	0	0.00	0	371	0	681.77
NMG	270	3.85%	260	260	0.01	20	0	983	50.90
PAL	355	-1.39%	360	340	3.90	11,033	1,641	24,069	56.97
SWIS	2,700	-0.37%	2,710	2,630	6.82	2,525	500	6,448	97.20
VODA	770	3.36%	780	745	37.52	48,755	19,900	760	1,724.80
SWALA	450	0.00%	0	0	0.00	0	0	0	47.79
USL	25	0.00%	0	0	0.00	0	1,103	0	9.10
DSEI	4,040	0.37%	0	0	7,088.98	1,734,477	0	0	35,099.27

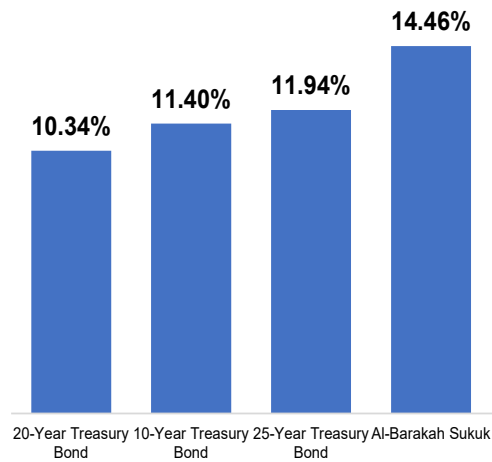
Exchange Traded Funds	29-Jun-26	Daily Gain/Loss	Daily High	Daily Low	Turnover in Mlns TZS	Volumes Traded	Outstanding Bids	Outstanding Offers	Market Cap in Blns TZS
iEACLC - ETF	1,250	0.81%	1,240	1,230	443.28	354,823	34,494	0	165.39
VIS-ETF	345	1.47%	350	335	34.92	104,839	28,714	0	18.63
Total	0		0	0	478.20	459,662	0	0	184.02



Secondary Markets Bonds Turnover in Billions TZS



Weighted Avg Yield to Maturity (Secondary Markets)



Latest Treasury Bond Results

Primary Markets	2-year Bonds	5-year Bond	10-year Bond	15-year Bond	20-year Bond	25-year Bond
Bond No	697	700	699	701	698	695
Auction Dates	4-Mar-26	29-Apr-26	15-Apr-26	13-May-26	18-Mar-26	4-Feb-26
Coupon Rates	9.50%	10.25%	10.50%	10.75%	12.00%	13.25%
Redemption Dates	5-Mar-28	30-Apr-31	16-Apr-36	14-May-41	19-Mar-46	5-Feb-51
Number of bids received	86	114	148	171	984	580
Number of successful bids	48	76	127	40	166	105
Highest bid/100	105.00%	109.99%	112.90%	113.50%	115.00%	110.50%
Lowest bid/100	97.54%	95.38%	97.00%	90.00%	95.00%	85.00%
Minimum successful price/100	101.10%	100.58%	100.00%	109.08%	109.00%	109.00%
successful bids (WAP)	102.03%	102.75%	107.03%	110.75%	110.70%	109.87%
Yield-to-maturity (Weighted Avg)	8.36%	9.54%	9.40%	10.78%	10.71%	11.99%
Weighted Average Coupon Yield	9.31%	9.98%	9.81%	11.06%	10.84%	12.06%
Amount offered TZS Millions	119,190.00	174,930.00	144,550.00	165,490.00	236,250.00	187,240.00
Total tendered TZS Millions	215,363.50	258,553.20	149,773.60	1,167,810.20	1,588,584.10	1,310,042.90
Under/oversubscribed (+/-) TZS Mlns	-96,173.50	-83,623.20	-5,223.60	-1,002,320.20	-1,352,334.10	-1,122,802.90
Successful bids TZS Millions	107,845.50	166,992.30	124,260.10	139,112.70	236,261.20	187,240.00
Coupon 1	5-Sep	30-Oct	16-Apr	19-Feb	19-Jun	5-Aug
Coupon 2	5-Mar	30-Apr	16-Oct	19-Aug	19-Mar	5-Feb
Accrued Interest	2.3973	0.0000	2.3301	0.0000	0.0000	0.0000



SOLOMON Stockbrokers



research@solomon.co.tz



+255 764 269 090/+255 714 269 090



PSSSF House, Ground Floor, Samora Avenue/Morogoro Rd Dar es Salaam

Important Disclaimer!

[All care has been taken in the preparation of this commercial document and the information contained therein has been derived from sources believed to be accurate and reliable. If you are in any doubt about the contents of this document do not hesitate to contact the above mentioned. SOLOMON Stockbrokers Ltd does not assume responsibility for any error, omission or opinion expressed. Anyone acting on the information or opinion does so at his own risk. This information has been sent to you for your information and may not be reproduced. Unauthorised use or disclosure of this document is strictly prohibited. © Copyright 2026 SOLOMON Stockbrokers Ltd. All rights reserved]



SOLOMON Stockbrokers

A Member of Dar es Salaam Stock Exchange & Authorized Dealer of Government Securities

STOCKBROKERS / DEALERS

INVESTMENT ADVISERS

FUND MANAGERS

PROFILE

The Company is licensed as Stockbrokers / Dealers, Investment Advisers and Fund Managers by the Capital Markets and Securities Authority (CMSA). SOLOMON is also licensed as a Primary Dealer of Government Securities by the Bank of Tanzania (BoT).

PSSSF House, Ground Floor
Samora Avenue / Morogoro Road
P.O. Box 77049
Dar es Salaam

+255 764 269090
+255 714 269090

research@solomon.co.tz

www.solomon.co.tz



[@sstockbrokers](https://www.instagram.com/sstockbrokers)

[#elimuYaUwekezajiHisa](https://twitter.com/elimuYaUwekezajiHisa)