

25.1825 J 000078



SOLOMON Stockbrokers

THE DAILY TICKER
For the day ending
11th May 2026



research@solomon.co.tz



+255 764 269 090/+255 714 269 090

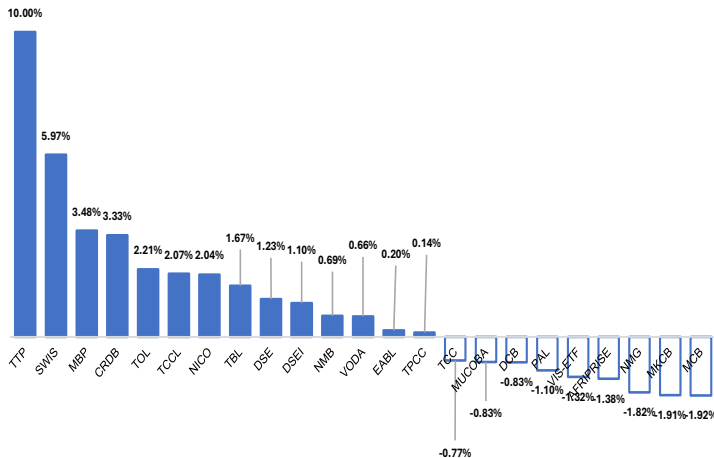


PSSSF House, Ground Floor, Samora Avenue/Morogoro Rd Dar es Salaam

Dar-es-Salaam Stock Exchange Market Performance

Indicators	8-May-26	11-May-26	Daily % Change
All Share Index (DSEI)	3,814.16	3,856.12	1.10%
Tanzania Share Index (TSI)	8,372.87	8,505.06	1.58%
Industrial & Allied Index (IA)	5,186.88	5,235.91	0.95%
Banks, Finance & Investment Index (BI)	18,041.42	18,393.28	1.95%
Commercial Services (CS)	2,203.97	2,223.11	0.87%
Exchange Traded Funds Market Cap in Billions TZS	177.58	176.23	-0.76%
Domestic Market Cap in Trillions TZS	22.65	23.01	1.58%
Total Market Cap in Trillions TZS	33.14	33.50	1.10%
Exchange Traded Funds Turnover in Billions TZS	0.34	0.38	11.16%
Equity Turnover in Billions TZS	2.58	3.15	22.08%
Face Value Bonds Turnover in Billions TZS	16.51	17.11	3.66%

Top Movers



Currency & Commodity Movements

Currency/Commodity	8-May-26	11-May-26	Daily % Change
USD	2,598.45	2,598.94	0.02%
EUR	3,059.94	3,060.51	0.02%
GBP	3,540.91	3,539.24	-0.05%
KES	20.10	20.11	0.02%
UGX	0.69	0.69	-0.12%
ZAR	159.69	158.72	-0.61%
CNY	382.00	382.14	0.04%
GOLD	12,325,421	12,286,904	-0.31%

Upcoming Treasury Bond Auction

Auction Date	Bond Tenure	Annual Coupon	Semi Annual Coupon	Effective Date
13-May-26	15-Years	TBD	TBD	14-May-41



SOLOMON Stockbrokers



research@solomon.co.tz



+255 764 269 090/+255 714 269 090



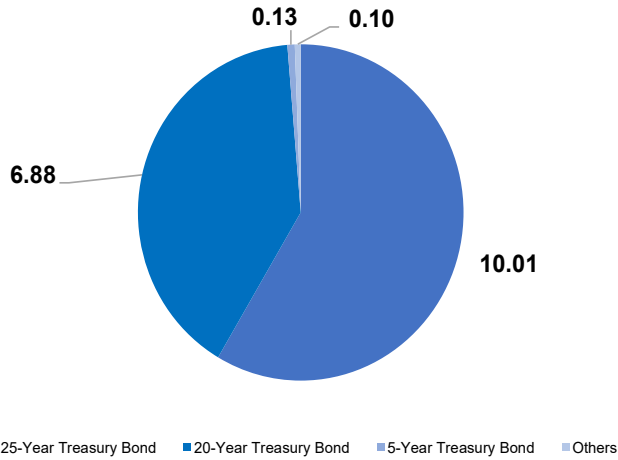
PSSSF House, Ground Floor, Samora Avenue/Morogoro Rd Dar es Salaam

Company	11-May-26	Daily Gain/Loss	Daily High	Daily Low	Turnover in Mlns TZS	Volumes Traded	Outstanding Bids	Outstanding Offers	Market Cap in Blns TZS
AFRIPRISE	715	-1.38%	730	680	88.04	122,815	7,316	79,616	104.41
CRDB	2,790	3.33%	2,830	2,700	1,165.69	417,130	288,444	153,677	7,287.03
DCB	595	-0.83%	605	590	22.03	36,918	14,254	43,613	113.99
DSE	6,580	1.23%	6,990	6,000	32.62	4,964	3,377	3,196	156.76
JHL	8,650	0.00%	0	0	0.00	0	0	0	626.89
KCB	1,770	0.00%	1,770	1,760	3.42	1,936	1,604	5,998	5,257.50
MBP	2,380	3.48%	2,400	2,300	2.55	1,081	703	6,161	71.37
MCB	1,530	-1.92%	1,600	1,400	26.02	16,988	1,649	56,247	94.59
MKCB	4,610	-1.91%	4,890	4,400	33.00	7,172	2,343	25,403	108.59
MUCOBA	600	-0.83%	650	530	1.11	1,862	15,423	82,324	19.60
NICO	3,500	2.04%	3,550	3,480	65.44	18,708	8,522	4,078	215.76
NMB	13,140	0.69%	13,200	13,000	1,624.72	123,681	5,524	5,577	6,570.00
YETU	510	0.00%	0	0	0.00	0	0	0	6.18
EABL	4,890	0.20%	0	0	0.00	0	0	0	3,866.89
JATU	265	0.00%	0	0	0.00	0	0	0	5.28
TBL	10,350	1.67%	10,380	10,300	11.11	1,074	13,451	0	3,053.83
TCC	12,830	-0.77%	13,000	12,830	9.77	761	463	4,411	1,283.00
TCCL	2,960	2.07%	3,000	2,900	3.72	1,258	14,123	18,952	565.40
TOL	925	2.21%	980	890	6.63	7,152	13,760	69,264	53.19
TPCC	7,350	0.14%	7,430	7,340	10.05	1,366	939	0	1,322.43
TTP	550	10.00%	550	500	2.52	4,611	13	5,759	52.28
KA**	120	0.00%	0	0	0.00	0	0	0	681.77
NMG	270	-1.82%	0	0	0.00	0	0	0	50.90
PAL	450	-1.10%	500	435	2.18	4,819	8,638	23,101	72.21
SWIS	2,840	5.97%	2,970	2,600	11.45	4,041	2,770	21,540	102.24
VODA	760	0.66%	780	755	25.62	33,726	17,372	2,467	1,702.40
SWALA	450	0.00%	0	0	0.00	0	0	0	47.79
USL	25	0.00%	0	0	0.00	0	0	0	9.10
DSEI	3,856	1.10%			3,147.69	812,063			33,501.39

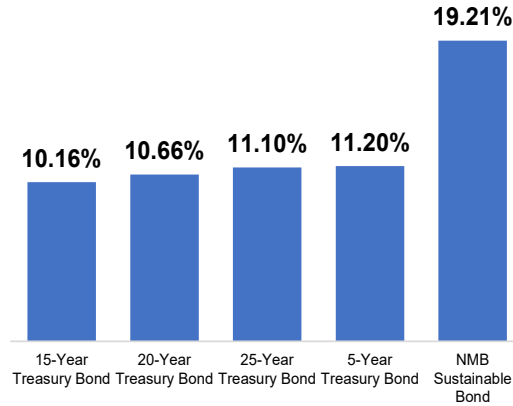
Exchange Traded Funds	11-May-26	Daily Gain/Loss	Daily High	Daily Low	Turnover in Mlns TZS	Volumes Traded	Outstanding Bids	Outstanding Offers	Market Cap in Blns TZS
iEACLC - ETF	1,160	0.00%	1,180	1,130	363.29	313,096	38,084	0	155.98
VIS-ETF	375	-1.32%	380	365	17.88	47,808	2,721	0	20.25
Total					381.17	360,904			176.23



Secondary Markets Bonds Turnover in Billions TZS



Weighted Avg Yield to Maturity (Secondary Markets)



Latest Treasury Bond Results

Primary Markets	2-year Bonds	5-year Bond	10-year Bond	15-year Bond	20-year Bond	25-year Bond
Bond No	697	700	699	696	698	695
Auction Dates	4-Mar-26	29-Apr-26	15-Apr-26	18-Feb-26	18-Mar-26	4-Feb-26
Coupon Rates	9.50%	10.25%	10.50%	12.25%	12.00%	13.25%
Redemption Dates	5-Mar-28	30-Apr-31	16-Apr-36	19-Feb-41	19-Mar-46	5-Feb-51
Number of bids received	86	114	148	462	1,522	580
Number of successful bids	48	76	127	331	704	105
Highest bid/100	105.00%	109.99%	112.90%	113.50%	115.00%	110.50%
Lowest bid/100	97.54%	95.38%	97.00%	90.00%	95.00%	85.00%
Minimum successful price/100	101.10%	100.58%	100.00%	109.08%	109.21%	109.00%
successful bids (WAP)	102.03%	102.75%	107.03%	110.75%	110.70%	109.87%
Yield-to-maturity (Weighted Avg)	8.36%	9.54%	9.40%	10.78%	10.71%	11.99%
Weighted Average Coupon Yield	9.31%	9.98%	9.81%	11.06%	10.84%	12.06%
Amount offered TZS Millions	119,190.00	174,930.00	144,550.00	165,490.00	236,250.00	187,240.00
Total tendered TZS Millions	215,363.50	258,553.20	149,773.60	1,167,810.20	1,588,584.10	1,310,042.90
Under/oversubscribed (+/-) TZS Mlns	-96,173.50	-83,623.20	-5,223.60	-1,002,320.20	-1,352,334.10	-1,122,802.90
Successful bids TZS Millions	107,845.50	166,992.30	124,260.10	219,112.70	236,261.20	187,240.00
Coupon 1	5-Sep	30-Oct	16-Apr	19-Feb	19-Sep	5-Aug
Coupon 2	5-Mar	30-Apr	16-Oct	19-Aug	19-Mar	5-Feb
Accrued Interest	2.40	0.00	2.33	0.00	0.00	0.00



SOLOMON Stockbrokers



research@solomon.co.tz



+255 764 269 090/+255 714 269 090



PSSSF House, Ground Floor, Samora Avenue/Morogoro Rd Dar es Salaam

Important Disclaimer!

[All care has been taken in the preparation of this commercial document and the information contained therein has been derived from sources believed to be accurate and reliable. If you are in any doubt about the contents of this document do not hesitate to contact the above mentioned. SOLOMON Stockbrokers Ltd does not assume responsibility for any error, omission or opinion expressed. Anyone acting on the information or opinion does so at his own risk. This information has been sent to you for your information and may not be reproduced. Unauthorised use or disclosure of this document is strictly prohibited. © Copyright 2026 SOLOMON Stockbrokers Ltd. All rights reserved]



SOLOMON Stockbrokers

A Member of Dar es Salaam Stock Exchange & Authorized Dealer of Government Securities

STOCKBROKERS / DEALERS

INVESTMENT ADVISERS

FUND MANAGERS

PROFILE

The Company is licensed as Stockbrokers / Dealers, Investment Advisers and Fund Managers by the Capital Markets and Securities Authority (CMSA). SOLOMON is also licensed as a Primary Dealer of Government Securities by the Bank of Tanzania (BoT).

PSSSF House, Ground Floor
Samora Avenue / Morogoro Road
P.O. Box 77049
Dar es Salaam

+255 764 269090
+255 714 269090

research@solomon.co.tz

[@sstockbrokers](#)

[#elimuYaUwekezajiHisa](#)

www.solomon.co.tz