

25.1825 J 000078



SOLOMON Stockbrokers

THE DAILY TICKER

For the day ending 8th May 2026



research@solomon.co.tz



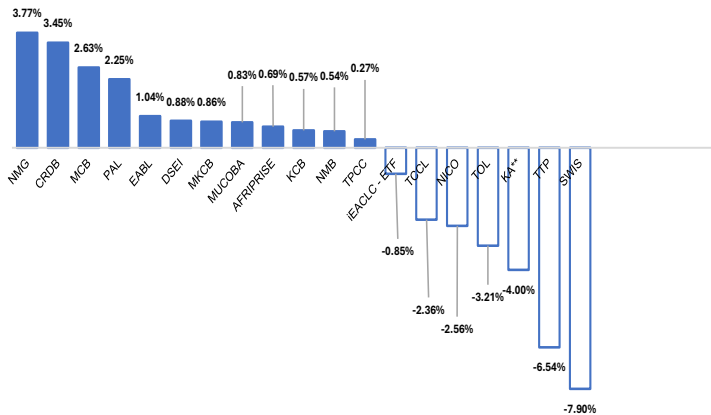
+255 764 269 090/+255 714 269 090



PSSSF House, Ground Floor, Samora Avenue/Morogoro Rd Dar es Salaam

Dar-es-Salaam Stock Exchange Market Performance			
Indicators	7-May-26	8-May-26	Daily % Change
All Share Index (DSEI)	3,780.77	3,814.16	0.88%
Tanzania Share Index (TSI)	8,281.45	8,372.87	1.10%
Industrial & Allied Index (IA)	5,199.13	5,186.88	-0.24%
Banks, Finance & Investment Index (BI)	17,706.15	18,041.42	1.89%
Commercial Services (CS)	2,211.88	2,203.97	-0.36%
Exchange Traded Funds Market Cap in Billions TZS	177.58	177.58	0.00%
Domestic Market Cap in Trillions TZS	22.40	22.65	1.10%
Total Market Cap in Trillions TZS	32.85	33.14	0.88%
Exchange Traded Funds Turnover in Billions TZS	0.33	0.34	4.32%
Equity Turnover in Billions TZS	3.26	2.58	-20.90%
Face Value Bonds Turnover in Billions TZS	36.07	16.51	-54.24%

Top Movers



Currency & Commodity Movements

Currency/Commodity	7-May-26	8-May-26	Daily % Change
USD	2,599.85	2,598.45	-0.05%
EUR	3,055.60	3,059.94	0.14%
GBP	3,537.87	3,540.91	0.09%
KES	20.11	20.10	-0.01%
UGX	0.69	0.69	0.42%
ZAR	158.14	159.69	0.98%
CNY	381.69	382.00	0.08%
GOLD	12,177,624	12,325,421	1.21%

Upcoming Treasury Bond Auction				
Auction Date	Bond Tenure	Annual Coupon	Semi Annual Coupon	Effective Date
13-May-26	15-Years	TBD	TBD	14-May-41



research@solomon.co.tz



+255 764 269 090/+255 714 269 090



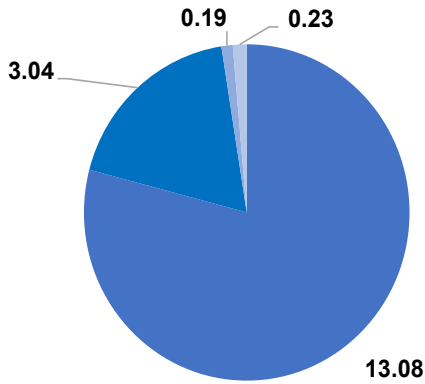
PSSSF House, Ground Floor, Samora Avenue/Morogoro Rd Dar es Salaam

Company	8-May-26	Daily Gain/Loss	Daily High	Daily Low	Turnover in Mlns TZS	Volumes Traded	Outstanding Bids	Outstanding Offers	Market Cap in Blns TZS
AFRIPRISE	725	0.69%	750	715	60.18	82,903	9,500	37,783	105.88
CRDB	2,700	3.45%	2,740	2,580	679.25	251,907	183,250	0	7,051.96
DCB	600	0.00%	605	590	7.48	12,440	25,457	63,148	114.94
DSE	6,500	0.00%	6,500	6,000	4.07	631	574	2,644	154.86
JHL	8,650	0.00%	0	0	0.00	0	0	0	626.89
KCB	1,770	0.57%	1,770	1,770	6.04	3,415	112	7,508	5,257.50
MBP	2,300	0.00%	2,390	2,300	3.45	1,479	628	3,163	68.97
MCB	1,560	2.63%	1,600	1,500	9.26	5,940	1,415	62,410	96.45
MKCB	4,700	0.86%	4,900	4,510	15.53	3,303	442	3,707	110.71
MUCOBA	605	0.83%	650	510	2.39	3,943	0	68,014	19.76
NICO	3,430	-2.56%	3,550	3,340	68.03	19,803	8,627	14,013	211.44
NMB	13,050	0.54%	13,200	12,850	1,635.04	125,332	9,103	1,918	6,525.00
YETU	510	0.00%	0	0	0.00	0	0	0	6.18
EABL	4,880	1.04%	0	0	0.00	0	0	0	3,858.98
JATU	265	0.00%	0	0	0.00	0	0	0	5.28
TBL	10,180	0.00%	10,300	10,100	26.18	2,570	13,243	211	3,003.67
TCC	12,930	0.00%	12,890	12,750	6.40	500	0	3,509	1,293.00
TCCL	2,900	-2.36%	3,000	2,900	18.42	6,351	6,782	4,248	553.94
TOL	905	-3.21%	980	890	2.31	2,522	5,158	32,966	52.04
TPCC	7,340	0.27%	7,350	7,290	13.93	1,900	474	724	1,320.64
TTP	500	-6.54%	550	470	0.41	776	1	4,732	47.53
KA**	120	-4.00%	0	0	0.00	0	0	0	681.77
NMG	275	3.77%	0	0	0.00	0	0	0	51.85
PAL	455	2.25%	470	425	1.19	2,629	7,207	10,172	73.01
SWIS	2,680	-7.90%	2,970	2,600	5.00	1,856	1,597	20,351	96.48
VODA	755	0.00%	780	740	13.76	18,171	10,797	4,754	1,691.20
SWALA	450	0.00%	0	0	0.00	0	0	0	47.79
USL	25	0.00%	0	0	0.00	0	0	0	9.10
DSEI	3,814	0.88%			2,578.31	548,371			33,136.82

Exchange Traded Funds	8-May-26	Daily Gain/Loss	Daily High	Daily Low	Turnover in Mlns TZS	Volumes Traded	Outstanding Bids	Outstanding Offers	Market Cap in Blns TZS
iEACLC - ETF	1,160	-0.85%	1,180	1,140	329.01	282,861	59,928	0	157.06
VIS-ETF	380	0.00%	390	375	13.88	36,437	9,639	0	20.52
Total					342.89	319,298			177.58

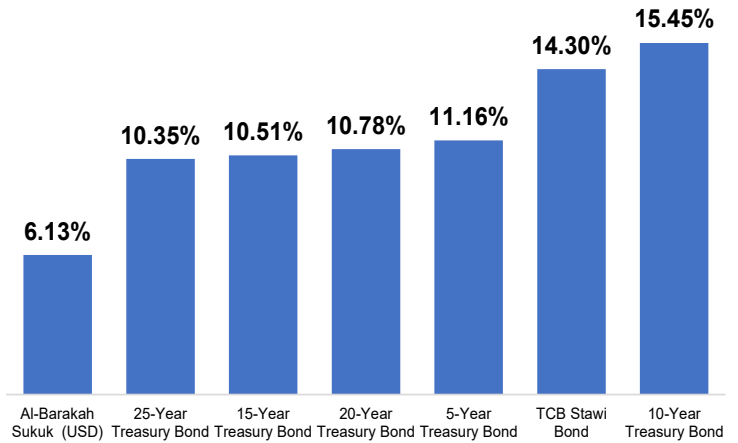


Secondary Markets Bonds Turnover in Billions TZS



■ 20-Year Treasury Bond ■ 25-Year Treasury Bond ■ 5-Year Treasury Bond ■ Others

Weighted Avg Yield to Maturity (Secondary Markets)



Latest Treasury Bond Results

Primary Markets	2-year Bonds	5-year Bond	10-year Bond	15-year Bond	20-year Bond	25-year Bond
Bond No	697	700	699	696	698	695
Auction Dates	4-Mar-26	29-Apr-26	15-Apr-26	18-Feb-26	18-Mar-26	4-Feb-26
Coupon Rates	9.50%	10.25%	10.50%	12.25%	12.00%	13.25%
Redemption Dates	5-Mar-28	30-Apr-31	16-Apr-36	19-Feb-41	19-Mar-46	5-Feb-51
Number of bids received	86	114	148	462	1,522	580
Number of successful bids	48	76	127	331	704	105
Highest bid/100	105.00%	109.99%	112.90%	113.50%	115.00%	110.50%
Lowest bid/100	97.54%	95.38%	97.00%	90.00%	95.00%	85.00%
Minimum successful price/100	101.10%	100.58%	100.00%	109.08%	109.21%	109.00%
successful bids (WAP)	102.03%	102.75%	107.03%	110.75%	110.70%	109.87%
Yield-to-maturity (Weighted Avg)	8.36%	9.54%	9.40%	10.78%	10.71%	11.99%
Weighted Average Coupon Yield	9.31%	9.98%	9.81%	11.06%	10.84%	12.06%
Amount offered TZS Millions	119,190.00	174,930.00	144,550.00	165,490.00	236,250.00	187,240.00
Total tendered TZS Millions	215,363.50	258,553.20	149,773.60	1,167,810.20	1,588,584.10	1,310,042.90
Under/oversubscribed (+/-) TZS Mlns	-96,173.50	-83,623.20	-5,223.60	-1,002,320.20	-1,352,334.10	-1,122,802.90
Successful bids TZS Millions	107,845.50	166,992.30	124,260.10	219,112.70	236,261.20	187,240.00
Coupon 1	5-Sep	30-Oct	16-Apr	19-Feb	19-Sep	5-Aug
Coupon 2	5-Mar	30-Apr	16-Oct	19-Aug	19-Mar	5-Feb
Accrued Interest	2.40	0.00	2.33	0.00	0.00	0.00



SOLOMON Stockbrokers



research@solomon.co.tz



+255 764 269 090/+255 714 269 090



PSSSF House, Ground Floor, Samora Avenue/Morogoro Rd Dar es Salaam

Important Disclaimer!

[All care has been taken in the preparation of this commercial document and the information contained therein has been derived from sources believed to be accurate and reliable. If you are in any doubt about the contents of this document do not hesitate to contact the above mentioned. SOLOMON Stockbrokers Ltd does not assume responsibility for any error, omission or opinion expressed. Anyone acting on the information or opinion does so at his own risk. This information has been sent to you for your information and may not be reproduced. Unauthorised use or disclosure of this document is strictly prohibited. © Copyright 2026 SOLOMON Stockbrokers Ltd. All rights reserved]



SOLOMON Stockbrokers

A Member of Dar es Salaam Stock Exchange & Authorized Dealer of Government Securities

STOCKBROKERS / DEALERS

INVESTMENT ADVISERS

FUND MANAGERS

PROFILE

The Company is licensed as Stockbrokers / Dealers, Investment Advisers and Fund Managers by the Capital Markets and Securities Authority (CMSA). SOLOMON is also licensed as a Primary Dealer of Government Securities by the Bank of Tanzania (BoT).

PSSSF House, Ground Floor
Samora Avenue / Morogoro Road
P.O. Box 77049
Dar es Salaam

+255 764 269090
+255 714 269090

research@solomon.co.tz

www.solomon.co.tz

[@sstockbrokers](https://www.instagram.com/sstockbrokers)

[#elimuYaUwekezajiHisa](https://twitter.com/elimuYaUwekezajiHisa)