

25.1825 J 0000778



SOLOMON Stockbrokers

THE DAILY TICKER

For the day ending 7th May 2026



research@solomon.co.tz



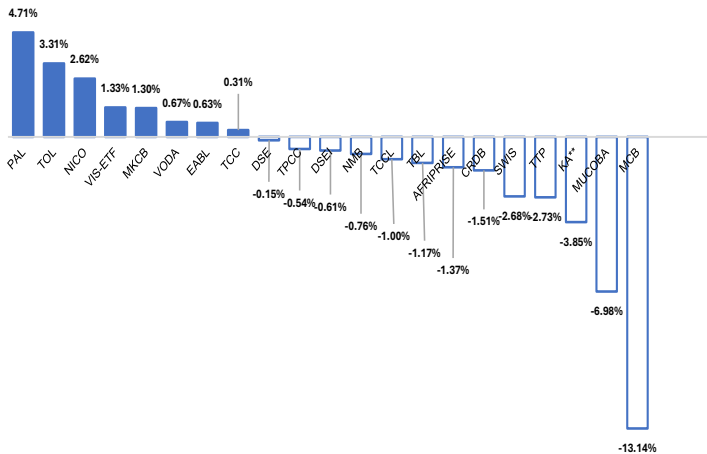
+255 764 269 090/+255 714 269 090



PSSSF House, Ground Floor, Samora Avenue/Morogoro Rd Dar es Salaam

| Dar-es-Salaam Stock Exchange Market Performance | | | |
|--|-----------|-----------|----------------|
| Indicators | 6-May-26 | 7-May-26 | Daily % Change |
| All Share Index (DSEI) | 3,804.03 | 3,780.77 | -0.61% |
| Tanzania Share Index (TSI) | 8,354.42 | 8,281.45 | -0.87% |
| Industrial & Allied Index (IA) | 5,235.52 | 5,199.13 | -0.70% |
| Banks, Finance & Investment Index (BI) | 17,911.81 | 17,706.15 | -1.15% |
| Commercial Services (CS) | 2,198.22 | 2,211.88 | 0.62% |
| Exchange Traded Funds Market Cap in Billions TZS | 177.58 | 177.58 | 0.00% |
| Domestic Market Cap in Trillions TZS | 22.60 | 22.40 | -0.87% |
| Total Market Cap in Trillions TZS | 33.05 | 32.85 | -0.61% |
| Exchange Traded Funds Turnover in Billions TZS | 0.06 | 0.33 | 492.57% |
| Equity Turnover in Billions TZS | 2.23 | 3.26 | 46.36% |
| Face Value Bonds Turnover in Billions TZS | 22.75 | 36.07 | 58.59% |

Top Movers



Currency & Commodity Movements

| Currency/Commodity | 6-May-26 | 7-May-26 | Daily % Change |
|--------------------|------------|------------|----------------|
| USD | 2,599.17 | 2,599.85 | 0.03% |
| EUR | 3,041.03 | 3,055.60 | 0.48% |
| GBP | 3,522.65 | 3,537.87 | 0.43% |
| KES | 20.10 | 20.11 | 0.03% |
| UGX | 0.69 | 0.69 | 0.12% |
| ZAR | 156.11 | 158.14 | 1.30% |
| CNY | 380.52 | 381.69 | 0.31% |
| GOLD | 11,897,227 | 12,177,624 | 2.36% |

Upcoming Treasury Bond Auction

| Auction Date | Bond Tenure | Annual Coupon | Semi Annual Coupon | Effective Date |
|--------------|-------------|---------------|--------------------|----------------|
| 13-May-26 | 15-Years | TBD | TBD | 14-May-41 |



research@solomon.co.tz



+255 764 269 090/+255 714 269 090



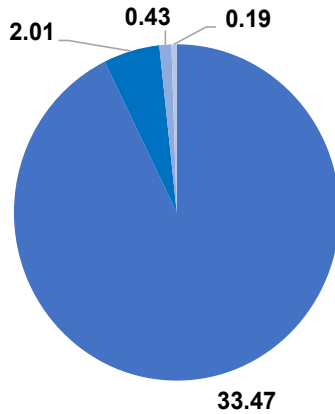
PSSSF House, Ground Floor, Samora Avenue/Morogoro Rd Dar es Salaam

| Company | 7-May-26 | Daily Gain/Loss | Daily High | Daily Low | Turnover in Mlns TZS | Volumes Traded | Outstanding Bids | Outstanding Offers | Market Cap in Blns TZS |
|-------------|--------------|-----------------|------------|-----------|----------------------|------------------|------------------|--------------------|------------------------|
| AFRIPRISE | 720 | -1.37% | 730 | 700 | 22.10 | 30,653 | 10,288 | 75,963 | 105.15 |
| CRDB | 2,610 | -1.51% | 2,650 | 2,580 | 2,125.52 | 815,399 | 112,146 | 99,666 | 6,816.90 |
| DCB | 600 | 0.00% | 650 | 590 | 11.63 | 19,417 | 23,195 | 72,780 | 114.94 |
| DSE | 6,500 | -0.15% | 6,500 | 6,000 | 4.37 | 682 | 382 | 2,296 | 154.86 |
| JHL | 8,650 | 0.00% | 0 | 0 | 0.00 | 0 | 0 | 0 | 626.89 |
| KCB | 1,760 | 0.00% | 1,770 | 1,770 | 0.13 | 71 | 57 | 10,823 | 5,227.79 |
| MBP | 2,300 | 0.00% | 2,300 | 2,270 | 11.69 | 5,085 | 1,413 | 6,058 | 68.97 |
| MCB | 1,520 | -13.14% | 1,710 | 1,490 | 35.14 | 23,131 | 183 | 75,572 | 93.97 |
| MKCB | 4,660 | 1.30% | 4,900 | 4,500 | 9.58 | 2,051 | 593 | 5,025 | 109.77 |
| MUCOBA | 600 | -6.98% | 650 | 600 | 2.72 | 4,511 | 92 | 57,888 | 19.60 |
| NICO | 3,520 | 2.62% | 3,600 | 3,400 | 27.02 | 7,679 | 5,131 | 7,837 | 216.99 |
| NMB | 12,980 | -0.76% | 13,020 | 12,820 | 870.20 | 67,071 | 0 | 11,019 | 6,490.00 |
| YETU | 510 | 0.00% | 0 | 0 | 0.00 | 0 | 0 | 0 | 6.18 |
| EABL | 4,830 | 0.63% | 0 | 0 | 0.00 | 0 | 0 | 0 | 3,819.44 |
| JATU | 265 | 0.00% | 0 | 0 | 0.00 | 0 | 0 | 0 | 5.28 |
| TBL | 10,180 | -1.17% | 10,350 | 10,100 | 38.72 | 3,805 | 13,482 | 31,970 | 3,003.67 |
| TCC | 12,930 | 0.31% | 13,000 | 12,830 | 13.35 | 1,033 | 0 | 3,679 | 1,293.00 |
| TCCL | 2,970 | -1.00% | 3,200 | 2,800 | 9.53 | 3,215 | 5,047 | 25,060 | 567.31 |
| TOL | 935 | 3.31% | 980 | 885 | 21.68 | 23,162 | 7,650 | 39,474 | 53.77 |
| TPCC | 7,320 | -0.54% | 7,350 | 7,300 | 10.09 | 1,378 | 25 | 3,121 | 1,317.04 |
| TTP | 535 | -2.73% | 550 | 500 | 0.42 | 794 | 399 | 4,305 | 50.86 |
| KA** | 125 | -3.85% | 0 | 0 | 0.00 | 0 | 0 | 0 | 710.18 |
| NMG | 265 | 0.00% | 0 | 0 | 0.00 | 0 | 0 | 0 | 49.96 |
| PAL | 445 | 4.71% | 470 | 425 | 1.60 | 3,600 | 2,699 | 9,870 | 71.41 |
| SWIS | 2,910 | -2.68% | 3,000 | 2,700 | 15.50 | 5,358 | 90 | 23,000 | 104.76 |
| VODA | 755 | 0.67% | 785 | 740 | 28.73 | 37,920 | 7,330 | 673 | 1,691.20 |
| SWALA | 450 | 0.00% | 0 | 0 | 0.00 | 0 | 0 | 0 | 47.79 |
| USL | 25 | 0.00% | 0 | 0 | 0.00 | 0 | 0 | 0 | 9.10 |
| DSEI | 3,781 | -0.61% | | | 3,259.72 | 1,056,015 | | | 32,846.77 |

| Exchange Traded Funds | 7-May-26 | Daily Gain/Loss | Daily High | Daily Low | Turnover in Mlns TZS | Volumes Traded | Outstanding Bids | Outstanding Offers | Market Cap in Blns TZS |
|-----------------------|----------|-----------------|------------|-----------|----------------------|----------------|------------------|--------------------|------------------------|
| iEACLC - ETF | 1,170 | 0.00% | 1,200 | 1,160 | 258.44 | 220,888 | 42,035 | 0 | 157.06 |
| VIS-ETF | 380 | 1.33% | 390 | 365 | 70.24 | 184,827 | 7,584 | 0 | 20.52 |
| Total | | | | | 328.68 | 405,715 | | | 177.58 |

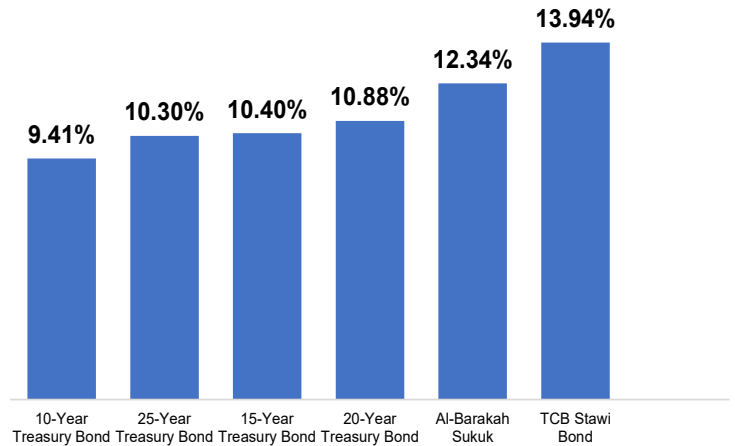


Secondary Markets Bonds Turnover in Billions TZS



■ 20-Year Treasury Bond ■ 10-Year Treasury Bond ■ 25-Year Treasury Bond ■ Others

Weighted Avg Yield to Maturity (Secondary Markets)



Latest Treasury Bond Results

| Primary Markets | 2-year Bonds | 5-year Bond | 10-year Bond | 15-year Bond | 20-year Bond | 25-year Bond |
|-------------------------------------|--------------|-------------|--------------|---------------|---------------|---------------|
| Bond No | 697 | 700 | 699 | 696 | 698 | 695 |
| Auction Dates | 4-Mar-26 | 29-Apr-26 | 15-Apr-26 | 18-Feb-26 | 18-Mar-26 | 4-Feb-26 |
| Coupon Rates | 9.50% | 10.25% | 10.50% | 12.25% | 12.00% | 13.25% |
| Redemption Dates | 5-Mar-28 | 30-Apr-31 | 16-Apr-36 | 19-Feb-41 | 19-Mar-46 | 5-Feb-51 |
| Number of bids received | 86 | 114 | 148 | 171 | 984 | 580 |
| Number of successful bids | 48 | 76 | 127 | 40 | 166 | 105 |
| Highest bid/100 | 105.00% | 109.99% | 112.90% | 113.50% | 115.00% | 110.50% |
| Lowest bid/100 | 97.54% | 95.38% | 97.00% | 90.00% | 95.00% | 85.00% |
| Minimum successful price/100 | 101.10% | 100.58% | 100.00% | 109.08% | 109.00% | 109.00% |
| successful bids (WAP) | 102.03% | 102.75% | 107.03% | 110.75% | 110.70% | 109.87% |
| Yield-to-maturity (Weighted Avg) | 8.36% | 9.54% | 9.40% | 10.78% | 10.71% | 11.99% |
| Weighted Average Coupon Yield | 9.31% | 9.98% | 9.81% | 11.06% | 10.84% | 12.06% |
| Amount offered TZS Millions | 119,190.00 | 174,930.00 | 144,550.00 | 165,490.00 | 236,250.00 | 187,240.00 |
| Total tendered TZS Millions | 215,363.50 | 258,553.20 | 149,773.60 | 1,167,810.20 | 1,588,584.10 | 1,310,042.90 |
| Under/oversubscribed (+/-) TZS Mlns | -96,173.50 | -83,623.20 | -5,223.60 | -1,002,320.20 | -1,352,334.10 | -1,122,802.90 |
| Successful bids TZS Millions | 107,845.50 | 166,992.30 | 124,260.10 | 139,112.70 | 236,261.20 | 187,240.00 |
| Coupon 1 | 5-Sep | 30-Oct | 16-Apr | 19-Feb | 19-Jun | 5-Aug |
| Coupon 2 | 5-Mar | 30-Apr | 16-Oct | 19-Aug | 19-Mar | 5-Feb |
| Accrued Interest | 2.40 | 0.00 | 2.33 | 0.00 | 0.00 | 0.00 |



SOLOMON Stockbrokers



research@solomon.co.tz



+255 764 269 090/+255 714 269 090



PSSSF House, Ground Floor, Samora Avenue/Morogoro Rd Dar es Salaam

Important Disclaimer!

[All care has been taken in the preparation of this commercial document and the information contained therein has been derived from sources believed to be accurate and reliable. If you are in any doubt about the contents of this document do not hesitate to contact the above mentioned. SOLOMON Stockbrokers Ltd does not assume responsibility for any error, omission or opinion expressed. Anyone acting on the information or opinion does so at his own risk. This information has been sent to you for your information and may not be reproduced. Unauthorised use or disclosure of this document is strictly prohibited. © Copyright 2026 SOLOMON Stockbrokers Ltd. All rights reserved]



SOLOMON Stockbrokers

A Member of Dar es Salaam Stock Exchange & Authorized Dealer of Government Securities

STOCKBROKERS / DEALERS

INVESTMENT ADVISERS

FUND MANAGERS

PROFILE

The Company is licensed as Stockbrokers / Dealers, Investment Advisers and Fund Managers by the Capital Markets and Securities Authority (CMSA). SOLOMON is also licensed as a Primary Dealer of Government Securities by the Bank of Tanzania (BoT).

PSSSF House, Ground Floor
Samora Avenue / Morogoro Road
P.O. Box 77049
Dar es Salaam

+255 764 269090
+255 714 269090

research@solomon.co.tz

[@sstockbrokers](https://www.instagram.com/sstockbrokers)

[#elimuYaUwekezajiHisa](https://twitter.com/elimuYaUwekezajiHisa)

www.solomon.co.tz