

25.1825 J 0000778



SOLOMON Stockbrokers

THE DAILY TICKER

For the day ending 6th May 2026



research@solomon.co.tz



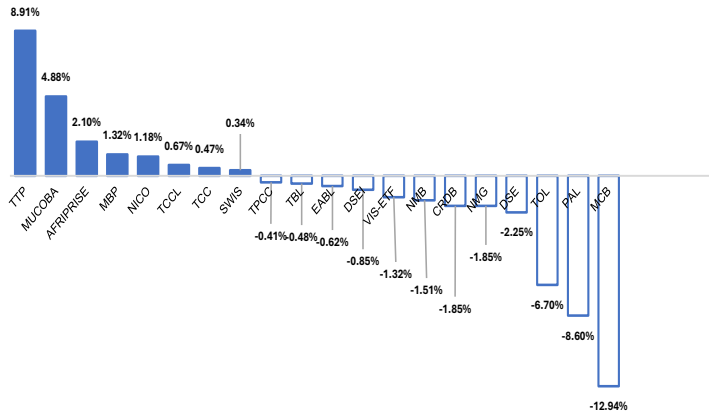
+255 764 269 090/+255 714 269 090



PSSSF House, Ground Floor, Samora Avenue/Morogoro Rd Dar es Salaam

Dar-es-Salaam Stock Exchange Market Performance			
Indicators	5-May-26	6-May-26	Daily % Change
All Share Index (DSEI)	3,836.74	3,804.03	-0.85%
Tanzania Share Index (TSI)	8,450.36	8,354.42	-1.14%
Industrial & Allied Index (IA)	5,243.61	5,235.52	-0.15%
Banks, Finance & Investment Index (BI)	18,215.74	17,911.81	-1.67%
Commercial Services (CS)	2,205.40	2,198.22	-0.33%
Exchange Traded Funds Market Cap in Billions TZS	177.85	177.58	-0.15%
Domestic Market Cap in Trillions TZS	22.86	22.60	-1.14%
Total Market Cap in Trillions TZS	33.33	33.05	-0.85%
Exchange Traded Funds Turnover in Billions TZS	0.11	0.06	-47.79%
Equity Turnover in Billions TZS	3.60	2.23	-38.18%
Face Value Bonds Turnover in Billions TZS	5.18	22.75	338.85%

Top Movers



Currency & Commodity Movements

Currency/Commodity	5-May-26	6-May-26	Daily % Change
USD	2,600.56	2,599.17	-0.05%
EUR	3,045.78	3,041.03	-0.16%
GBP	3,527.14	3,522.65	-0.13%
KES	20.13	20.10	-0.13%
UGX	0.69	0.69	-0.35%
ZAR	155.99	156.11	0.08%
CNY	380.73	380.52	-0.05%
GOLD	11,888,755	11,897,227	0.07%

Upcoming Treasury Bond Auction

Auction Date	Bond Tenure	Annual Coupon	Semi Annual Coupon	Effective Date
13-May-26	15-Years	TBD	TBD	14-May-41



research@solomon.co.tz



+255 764 269 090/+255 714 269 090



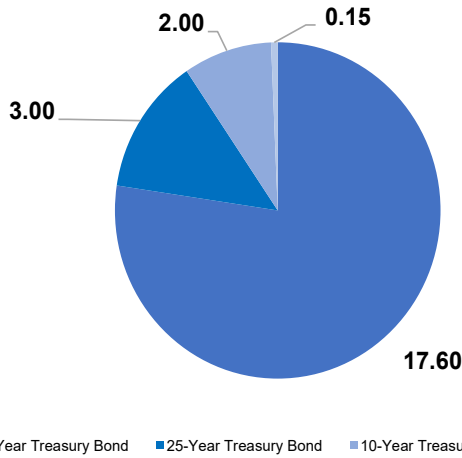
PSSSF House, Ground Floor, Samora Avenue/Morogoro Rd Dar es Salaam

Company	6-May-26	Daily Gain/Loss	Daily High	Daily Low	Turnover in Mlns TZS	Volumes Traded	Outstanding Bids	Outstanding Offers	Market Cap in Blns TZS
AFRIPRISE	730	2.10%	745	700	17.04	23,424	13,763	80,997	106.61
CRDB	2,650	-1.85%	2,750	2,590	1,460.32	550,910	13,265	182,015	6,921.37
DCB	600	0.00%	610	590	9.46	15,741	24,166	114,472	114.94
DSE	6,510	-2.25%	6,690	6,400	9.70	1,491	310	2,976	155.09
JHL	8,650	0.00%	0	0	0.00	0	0	0	626.89
KCB	1,760	0.00%	1,760	1,760	8.80	5,000	128	30	5,227.79
MBP	2,300	1.32%	2,400	2,300	3.96	1,710	4,180	10,291	68.97
MCB	1,750	-12.94%	1,850	1,710	13.90	7,910	0	94,753	108.19
MKCB	4,600	0.00%	4,900	4,500	3.45	755	1,033	5,700	108.35
MUCOBA	645	4.88%	650	600	2.71	4,221	3,237	56,542	21.07
NICO	3,430	1.18%	3,550	3,400	60.79	17,674	6,903	5,595	211.44
NMB	13,080	-1.51%	13,350	13,020	376.31	28,777	0	14,436	6,540.00
YETU	510	0.00%	0	0	0.00	0	0	0	6.18
EABL	4,800	-0.62%	0	0	0.00	0	0	0	3,795.72
JATU	265	0.00%	0	0	0.00	0	0	0	5.28
TBL	10,300	-0.48%	10,500	10,200	82.23	7,985	0	34,335	3,039.08
TCC	12,890	0.47%	13,000	12,640	63.30	4,913	0	3,487	1,289.00
TCCL	3,000	0.67%	3,200	2,850	58.13	19,415	35	15,455	573.04
TOL	905	-6.70%	980	885	10.99	12,117	22,703	46,624	52.04
TPCC	7,360	-0.41%	7,500	7,340	15.02	2,038	0	5,442	1,324.23
TTP	550	8.91%	555	505	0.44	812	339	5,053	52.28
KA**	130	0.00%	0	0	0.00	0	0	0	738.59
NMG	265	-1.85%	0	0	0.00	0	0	0	49.96
PAL	425	-8.60%	470	400	6.25	14,615	6,820	5,363	68.20
SWIS	2,990	0.34%	3,000	2,700	1.76	604	142	8,514	107.64
VODA	750	0.00%	760	740	22.68	30,249	15,069	19,505	1,680.00
SWALA	450	0.00%	0	0	0.00	0	0	0	47.79
USL	25	0.00%	0	0	0.00	0	0	0	9.10
DSEI	3,804	-0.85%			2,227.24	750,361			33,048.86

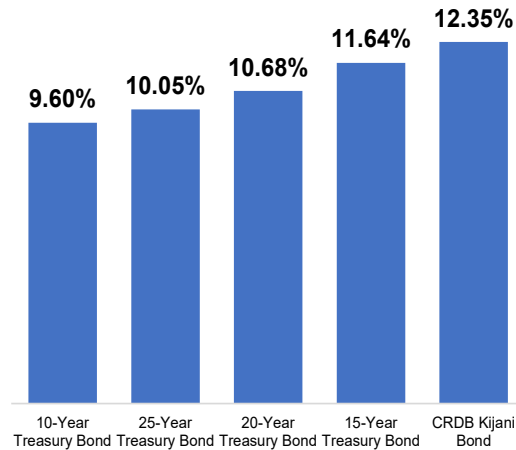
Exchange Traded Funds	6-May-26	Daily Gain/Loss	Daily High	Daily Low	Turnover in Mlns TZS	Volumes Traded	Outstanding Bids	Outstanding Offers	Market Cap in Blns TZS
iEACLC - ETF	1,170	0.00%	1,200	1,170	39.29	33,530	25,810	0	157.33
VIS-ETF	375	-1.32%	385	365	16.18	42,984	153,512	0	20.25
Total					55.47	76,514			177.58



Secondary Markets Bonds Turnover in Billions TZS



Weighted Avg Yield to Maturity (Secondary Markets)



Latest Treasury Bond Results

Primary Markets	2-year Bonds	5-year Bond	10-year Bond	15-year Bond	20-year Bond	25-year Bond
Bond No	697	700	699	696	698	695
Auction Dates	4-Mar-26	29-Apr-26	15-Apr-26	18-Feb-26	18-Mar-26	4-Feb-26
Coupon Rates	9.50%	10.25%	10.50%	12.25%	12.00%	13.25%
Redemption Dates	5-Mar-28	30-Apr-31	16-Apr-36	19-Feb-41	19-Mar-46	5-Feb-51
Number of bids received	86	114	148	171	984	580
Number of successful bids	48	76	127	40	166	105
Highest bid/100	105.00%	109.99%	112.90%	113.50%	115.00%	110.50%
Lowest bid/100	97.54%	95.38%	97.00%	90.00%	95.00%	85.00%
Minimum successful price/100	101.10%	100.58%	100.00%	109.08%	109.00%	109.00%
successful bids (WAP)	102.03%	102.75%	107.03%	110.75%	110.70%	109.87%
Yield-to-maturity (Weighted Avg)	8.36%	9.54%	9.40%	10.78%	10.71%	11.99%
Weighted Average Coupon Yield	9.31%	9.98%	9.81%	11.06%	10.84%	12.06%
Amount offered TZS Millions	119,190.00	174,930.00	144,550.00	165,490.00	236,250.00	187,240.00
Total tendered TZS Millions	215,363.50	258,553.20	149,773.60	1,167,810.20	1,588,584.10	1,310,042.90
Under/oversubscribed (+/-) TZS Mlns	-96,173.50	-83,623.20	-5,223.60	-1,002,320.20	-1,352,334.10	-1,122,802.90
Successful bids TZS Millions	107,845.50	166,992.30	124,260.10	139,112.70	236,261.20	187,240.00
Coupon 1	5-Sep	30-Oct	16-Apr	19-Feb	19-Jun	5-Aug
Coupon 2	5-Mar	30-Apr	16-Oct	19-Aug	19-Mar	5-Feb
Accrued Interest	2.40	0.00	2.33	0.00	0.00	0.00



SOLOMON Stockbrokers



research@solomon.co.tz



+255 764 269 090/+255 714 269 090



PSSSF House, Ground Floor, Samora Avenue/Morogoro Rd Dar es Salaam

Important Disclaimer!

[All care has been taken in the preparation of this commercial document and the information contained therein has been derived from sources believed to be accurate and reliable. If you are in any doubt about the contents of this document do not hesitate to contact the above mentioned. SOLOMON Stockbrokers Ltd does not assume responsibility for any error, omission or opinion expressed. Anyone acting on the information or opinion does so at his own risk. This information has been sent to you for your information and may not be reproduced. Unauthorised use or disclosure of this document is strictly prohibited. © Copyright 2026 SOLOMON Stockbrokers Ltd. All rights reserved]



SOLOMON Stockbrokers

A Member of Dar es Salaam Stock Exchange & Authorized Dealer of Government Securities

STOCKBROKERS / DEALERS

INVESTMENT ADVISERS

FUND MANAGERS

PROFILE

The Company is licensed as Stockbrokers / Dealers, Investment Advisers and Fund Managers by the Capital Markets and Securities Authority (CMSA). SOLOMON is also licensed as a Primary Dealer of Government Securities by the Bank of Tanzania (BoT).

PSSSF House, Ground Floor
Samora Avenue / Morogoro Road
P.O. Box 77049
Dar es Salaam

+255 764 269090
+255 714 269090

research@solomon.co.tz

www.solomon.co.tz

[@sstockbrokers](https://www.instagram.com/sstockbrokers)

[#elimuYaUwekezajiHisa](https://twitter.com/elimuYaUwekezajiHisa)