



SOLOMON Stockbrokers

THE DAILY TICKER

For the day ending
5th May 2026



research@solomon.co.tz



+255 764 269 090/+255 714 269 090

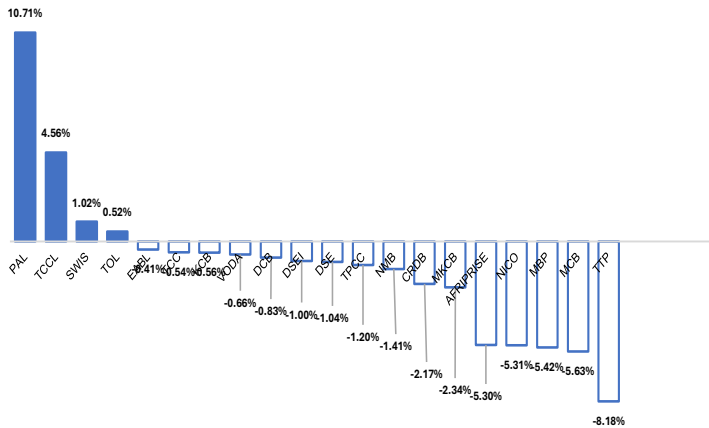


PSSSF House, Ground Floor, Samora Avenue/Morogoro Rd Dar es Salaam

Dar-es-Salaam Stock Exchange Market Performance

Indicators	4-May-26	5-May-26	Daily % Change
All Share Index (DSEI)	3,875.48	3,836.74	-1.00%
Tanzania Share Index (TSI)	8,557.95	8,450.36	-1.26%
Industrial & Allied Index (IA)	5,245.55	5,243.61	-0.04%
Banks, Finance & Investment Index (BI)	18,572.17	18,215.74	-1.92%
Commercial Services (CS)	2,208.83	2,205.40	-0.16%
Exchange Traded Funds Market Cap in Billions TZS	177.85	177.85	0.00%
Domestic Market Cap in Trillions TZS	23.15	22.86	-1.26%
Total Market Cap in Trillions TZS	33.67	33.33	-1.00%
Exchange Traded Funds Turnover in Billions TZS	0.09	0.11	20.49%
Equity Turnover in Billions TZS	7.30	3.60	-50.67%
Face Value Bonds Turnover in Billions TZS	22.65	5.18	-77.12%

Top Movers



Currency & Commodity Movements

Currency/Commodity	4-May-26	5-May-26	Daily % Change
USD	2,600.39	2,600.56	0.01%
EUR	3,040.38	3,045.78	0.18%
GBP	3,514.17	3,527.14	0.37%
KES	20.12	20.13	0.05%
UGX	0.69	0.69	0.13%
ZAR	154.69	155.99	0.84%
CNY	380.88	380.73	-0.04%
GOLD	12,022,656	11,888,755	-1.11%

Upcoming Treasury Bond Auction

Auction Date	Bond Tenure	Annual Coupon	Semi Annual Coupon	Effective Date
13-May-26	15-Years	TBD	TBD	14-May-41



SOLOMON Stockbrokers



research@solomon.co.tz



+255 764 269 090/+255 714 269 090



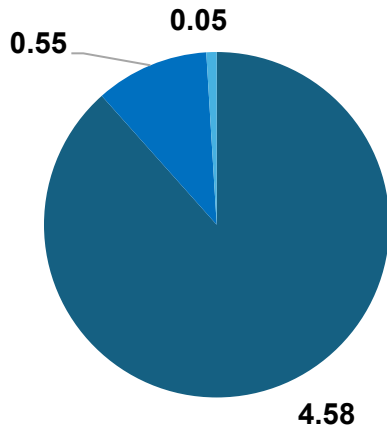
PSSSF House, Ground Floor, Samora Avenue/Morogoro Rd Dar es Salaam

Company	5-May-26	Daily Gain/Loss	Daily High	Daily Low	Turnover in Mlns TZS	Volumes Traded	Outstanding Bids	Outstanding Offers	Market Cap in Blns TZS
AFRIPRISE	715	-5.30%	755	680	54.54	76,150	9,975	78,676	104.41
CRDB	2,700	-2.17%	2,760	2,660	1,622.00	601,298	70,701	139,193	7,051.96
DCB	600	-0.83%	610	550	187.43	312,614	9,546	67,286	114.94
DSE	6,660	-1.04%	6,700	6,580	10.50	1,577	294	2,826	158.67
JHL	8,650	0.00%	0	0	0.00	0	0	0	626.89
KCB	1,760	-0.56%	1,760	1,760	2.25	1,280	0	10,844	5,227.79
MBP	2,270	-5.42%	2,400	2,270	2.05	881	3,724	1,517	68.07
MCB	2,010	-5.63%	2,050	1,820	17.79	8,897	87	20,931	124.27
MKCB	4,600	-2.34%	4,900	4,500	18.18	3,935	0	5,400	108.35
MUCOBA	615	0.00%	650	600	2.17	3,506	3,109	64,591	20.09
NICO	3,390	-5.31%	3,550	3,250	145.48	42,851	2,272	13,598	208.98
NMB	13,280	-1.41%	13,350	13,210	136.25	10,252	1,624	26,465	6,640.00
YETU	510	0.00%	0	0	0.00	0	0	0	6.18
EABL	4,830	-0.41%	0	0	0.00	0	0	0	3,819.44
JATU	265	0.00%	0	0	0.00	0	0	0	5.28
TBL	10,350	0.00%	10,400	10,300	1,179.53	102,851	5,777	32,107	3,053.83
TCC	12,830	-0.54%	13,000	12,700	146.02	11,386	866	4,920	1,283.00
TCCL	2,980	4.56%	3,000	2,900	23.17	7,773	9,061	24,624	569.22
TOL	970	0.52%	980	880	8.09	8,344	6,645	44,226	55.78
TPCC	7,390	-1.20%	7,500	7,350	22.03	2,977	389	4,167	1,329.63
TTP	505	-8.18%	555	500	0.72	1,411	339	641	48.00
KA**	130	0.00%	0	0	0.00	0	0	0	738.59
NMG	270	0.00%	0	0	0.00	0	0	0	50.90
PAL	465	10.71%	480	420	0.81	1,782	18,416	5,418	74.62
SWIS	2,980	1.02%	3,000	2,700	12.09	4,062	89	3,354	107.28
VODA	750	-0.66%	770	740	11.73	15,590	30,546	25,726	1,680.00
SWALA	450	0.00%	0	0	0.00	0	0	0	47.79
USL	25	0.00%	0	0	0.00	0	0	0	9.10
DSEI	3,837	-1.00%			3,602.83	1,219,417			33,333.08

Exchange Traded Funds	5-May-26	Daily Gain/Loss	Daily High	Daily Low	Turnover in Mlns TZS	Volumes Traded	Outstanding Bids	Outstanding Offers	Market Cap in Blns TZS
iEACLC - ETF	1,170	0.00%	1,190	1,170	64.11	54,677	19,623	0	157.33
VIS-ETF	380	0.00%	390	365	42.13	111,374	178,679	0	20.52
Total					106.25	166,051			177.85

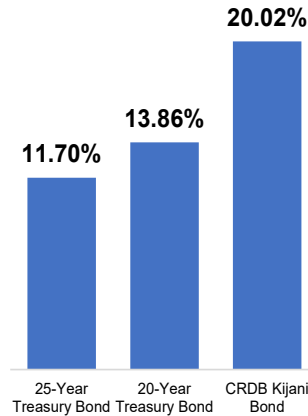


Secondary Markets Bonds Turnover in Billions TZS



■ 20-Year Treasury Bond ■ 25-Year Treasury Bond ■ CRDB Kijani Bond

Weighted Avg Yield to Maturity (Secondary Markets)



Latest Treasury Bond Results

Primary Markets	2-year Bonds	5-year Bond	10-year Bond	15-year Bond	20-year Bond	25-year Bond
Bond No	697	700	699	696	698	695
Auction Dates	4-Mar-26	29-Apr-26	15-Apr-26	18-Feb-26	18-Mar-26	4-Feb-26
Coupon Rates	9.50%	10.25%	10.50%	12.25%	12.00%	13.25%
Redemption Dates	5-Mar-28	30-Apr-31	16-Apr-36	19-Feb-41	19-Mar-46	5-Feb-51
Number of bids received	86	114	148	171	984	580
Number of successful bids	48	76	127	40	166	105
Highest bid/100	105.00%	109.99%	112.90%	113.50%	115.00%	110.50%
Lowest bid/100	97.54%	95.38%	97.00%	90.00%	95.00%	85.00%
Minimum successful price/100	101.10%	100.58%	100.00%	109.08%	109.00%	109.00%
successful bids (WAP)	102.03%	102.75%	107.03%	110.75%	110.70%	109.87%
Yield-to-maturity (Weighted Avg)	8.36%	9.54%	9.40%	10.78%	10.71%	11.99%
Weighted Average Coupon Yield	9.31%	9.98%	9.81%	11.06%	10.84%	12.06%
Amount offered TZS Millions	119,190.00	174,930.00	144,550.00	165,490.00	236,250.00	187,240.00
Total tendered TZS Millions	215,363.50	258,553.20	149,773.60	1,167,810.20	1,588,584.10	1,310,042.90
Under/oversubscribed (+/-) TZS Mlns	-96,173.50	-83,623.20	-5,223.60	-1,002,320.20	-1,352,334.10	-1,122,802.90
Successful bids TZS Millions	107,845.50	166,992.30	124,260.10	139,112.70	236,261.20	187,240.00
Coupon 1	5-Sep	30-Oct	16-Apr	19-Feb	19-Jun	5-Aug
Coupon 2	5-Mar	30-Apr	16-Oct	19-Aug	19-Mar	5-Feb
Accrued Interest	2.40	0.00	2.33	0.00	0.00	0.00



SOLOMON Stockbrokers



research@solomon.co.tz



+255 764 269 090/+255 714 269 090



PSSSF House, Ground Floor, Samora Avenue/Morogoro Rd Dar es Salaam

Important Disclaimer!

[All care has been taken in the preparation of this commercial document and the information contained therein has been derived from sources believed to be accurate and reliable. If you are in any doubt about the contents of this document do not hesitate to contact the above mentioned. SOLOMON Stockbrokers Ltd does not assume responsibility for any error, omission or opinion expressed. Anyone acting on the information or opinion does so at his own risk. This information has been sent to you for your information and may not be reproduced. Unauthorised use or disclosure of this document is strictly prohibited. © Copyright 2026 SOLOMON Stockbrokers Ltd. All rights reserved]



SOLOMON Stockbrokers

A Member of Dar es Salaam Stock Exchange & Authorized Dealer of Government Securities

STOCKBROKERS / DEALERS

INVESTMENT ADVISERS

FUND MANAGERS

PROFILE

The Company is licensed as Stockbrokers / Dealers, Investment Advisers and Fund Managers by the Capital Markets and Securities Authority (CMSA). SOLOMON is also licensed as a Primary Dealer of Government Securities by the Bank of Tanzania (BoT).

PSSSF House, Ground Floor
Samora Avenue / Morogoro Road
P.O. Box 77049
Dar es Salaam

+255 764 269090
+255 714 269090

research@solomon.co.tz

www.solomon.co.tz



[@sstockbrokers](https://www.instagram.com/sstockbrokers)

[#elimuYaUwekezajiHisa](https://twitter.com/elimuYaUwekezajiHisa)