

25.1825 J 000078



SOLOMON Stockbrokers

THE DAILY TICKER
For the day ending
29th April 2026



research@solomon.co.tz



+255 764 269 090/+255 714 269 090

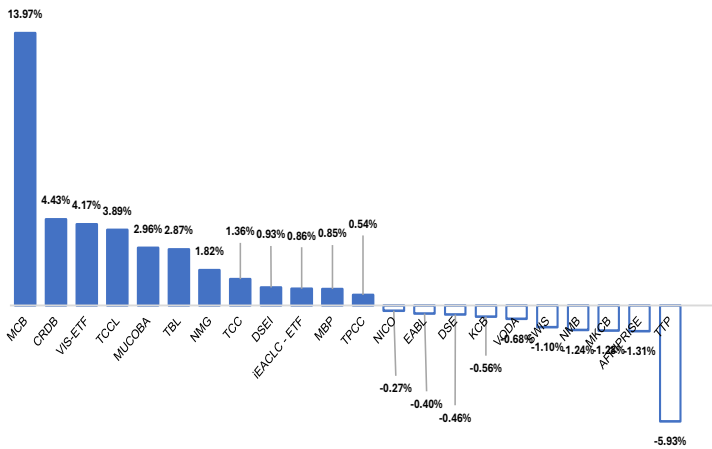


PSSSF House, Ground Floor, Samora Avenue/Morogoro Rd Dar es Salaam

Dar-es-Salaam Stock Exchange Market Performance

Indicators	28-Apr-26	29-Apr-26	Daily % Change
All Share Index (DSEI)	3,878.98	3,915.18	0.93%
Tanzania Share Index (TSI)	8,518.63	8,651.35	1.56%
Industrial & Allied Index (IA)	5,225.30	5,333.07	2.06%
Banks, Finance & Investment Index (BI)	18,515.81	18,816.28	1.62%
Commercial Services (CS)	2,165.36	2,150.81	-0.67%
Exchange Traded Funds Market Cap in Billions TZS	175.42	177.58	1.23%
Domestic Market Cap in Trillions TZS	23.05	23.40	1.56%
Total Market Cap in Trillions TZS	33.70	34.01	0.93%
Exchange Traded Funds Turnover in Billions TZS	0.13	0.08	-40.51%
Equity Turnover in Billions TZS	2.10	2.21	5.47%
Face Value Bonds Turnover in Billions TZS	93.00	8.11	-91.28%

Top Movers



Currency & Commodity Movements

Currency/Commodity	28-Apr-26	29-Apr-26	Daily % Change
USD	2,602.05	2,600.07	-0.08%
EUR	3,057.15	3,040.53	-0.54%
GBP	3,529.95	3,505.16	-0.70%
KES	20.12	20.11	-0.04%
UGX	0.70	0.70	-0.13%
ZAR	157.79	156.42	-0.86%
CNY	381.34	380.12	-0.32%
GOLD	12,230,072	11,914,815	-2.58%

Upcoming Treasury Bond Auction

Auction Date	Bond Tenure	Annual Coupon	Semi Annual Coupon	Effective Date
13-May-26	15-Years	TBD	TBD	14-May-41



SOLOMON Stockbrokers



research@solomon.co.tz



+255 764 269 090/+255 714 269 090



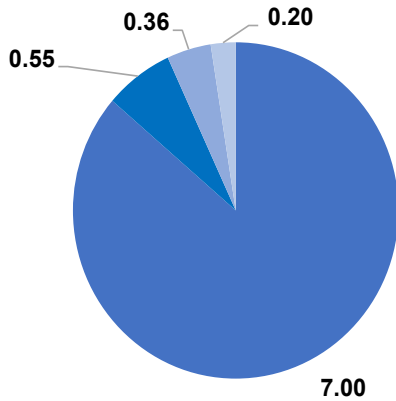
PSSSF House, Ground Floor, Samora Avenue/Morogoro Rd Dar es Salaam

Company	29-Apr-26	Daily Gain/Loss	Daily High	Daily Low	Turnover in Mlns TZS	Volumes Traded	Outstanding Bids	Outstanding Offers	Market Cap in Blns TZS
AFRIPRISE	755	-1.31%	760	740	28.59	37,775	19,027	59,954	110.26
CRDB	2,830	4.43%	2,840	2,790	1,537.66	542,950	302,277	0	7,391.50
DCB	605	0.00%	610	590	35.13	58,243	7,013	34,414	115.90
DSE	6,550	-0.46%	6,600	6,490	14.10	2,154	1,130	2,492	156.05
JHL	8,650	0.00%	0	0	0.00	0	0	0	626.89
KCB	1,760	-0.56%	1,760	1,760	5.28	3,000	1,059	18,191	5,227.79
MBP	2,380	0.85%	2,480	2,300	6.27	2,621	3,788	1,965	71.37
MCB	2,040	13.97%	2,050	2,030	89.20	43,705	85,771	0	126.12
MKCB	4,640	-1.28%	4,750	4,600	13.85	2,983	5,987	6,936	109.30
MUCOBA	695	2.96%	695	650	1.55	2,235	3,887	118,355	22.70
NICO	3,700	-0.27%	3,710	3,690	28.44	7,688	3,234	5,486	228.09
NMB	13,500	-1.24%	13,700	13,400	256.20	18,947	790	27,399	6,750.00
YETU	510	0.00%	0	0	0.00	0	0	0	6.18
EABL	4,930	-0.40%	0	0	0.00	0	0	0	3,898.52
JATU	265	0.00%	0	0	0.00	0	0	0	5.28
TBL	10,740	2.87%	11,160	10,100	22.76	2,122	1,916	0	3,168.90
TCC	12,700	1.36%	12,750	12,500	105.91	8,338	1,428	5,051	1,270.00
TCCL	2,940	3.89%	2,950	2,860	7.79	2,661	18,216	32,381	561.58
TOL	940	0.00%	960	890	8.44	8,955	6,689	30,770	54.06
TPCC	7,450	0.54%	7,550	7,420	9.49	1,274	478	0	1,340.43
TTP	555	-5.93%	590	550	1.16	2,077	10	13,087	52.76
KA**	140	0.00%	0	0	0.00	0	0	0	795.40
NMG	280	1.82%	0	0	0.00	0	0	0	52.79
PAL	450	0.00%	450	430	6.64	14,799	2,985	75,801	72.21
SWIS	2,700	-1.10%	2,700	2,670	6.14	2,274	714	5,357	97.20
VODA	735	-0.68%	750	720	28.50	38,913	66,862	44,852	1,646.40
SWALA	450	0.00%	0	0	0.00	0	0	0	47.79
USL	25	0.00%	0	0	0.00	0	0	0	9.10
DSEI	3,915	0.93%			2,213.11	803,714			34,014.56

Exchange Traded Funds	29-Apr-26	Daily Gain/Loss	Daily High	Daily Low	Turnover in Mlns TZS	Volumes Traded	Outstanding Bids	Outstanding Offers	Market Cap in Blns TZS
iEACLC - ETF	1,170	0.86%	1,190	1,160	67.39	57,565	98,917	0	157.33
VIS-ETF	375	4.17%	375	360	12.09	32,344	17,382	0	20.25
Total					79.48	89,909			177.58

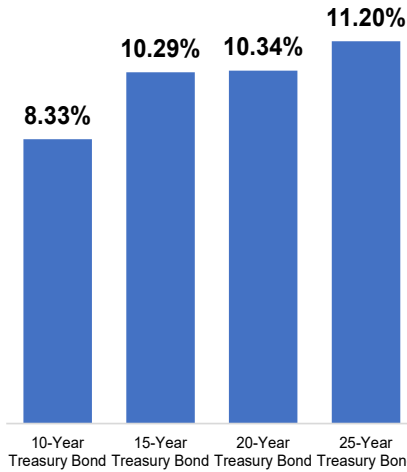


Secondary Markets Bonds Turnover in Billions TZS



■ 10-Year Treasury Bond ■ 25-Year Treasury Bond ■ 20-Year Treasury Bond ■ Others

Weighted Avg Yield to Maturity (Secondary Markets)



Latest Treasury Bond Results

Primary Markets	2-year Bonds	5-year Bond	10-year Bond	15-year Bond	20-year Bond	25-year Bond
Bond No	697	700	699	696	698	695
Auction Dates	4-Mar-26	29-Apr-26	15-Apr-26	18-Feb-26	18-Mar-26	4-Feb-26
Coupon Rates	9.50%	10.25%	10.50%	12.25%	12.00%	13.25%
Redemption Dates	5-Mar-28	30-Apr-31	16-Apr-36	19-Feb-41	19-Mar-46	5-Feb-51
Number of bids received	86	114	148	171	984	580
Number of successful bids	48	76	127	40	166	105
Highest bid/100	105.00%	109.99%	112.90%	113.50%	115.00%	110.50%
Lowest bid/100	97.54%	95.38%	97.00%	90.00%	95.00%	85.00%
Minimum successful price/100	101.10%	100.58%	100.00%	109.08%	109.00%	109.00%
successful bids (WAP)	102.03%	102.75%	107.03%	110.75%	110.70%	109.87%
Yield-to-maturity (Weighted Avg)	8.36%	9.54%	9.40%	10.78%	10.71%	11.99%
Weighted Average Coupon Yield	9.31%	9.98%	9.81%	11.06%	10.84%	12.06%
Amount offered TZS Millions	119,190.00	174,930.00	144,550.00	165,490.00	236,250.00	187,240.00
Total tendered TZS Millions	215,363.50	258,553.20	149,773.60	1,167,810.20	1,588,584.10	1,310,042.90
Under/oversubscribed (+/-) TZS Mlns	-96,173.50	-83,623.20	-5,223.60	-1,002,320.20	-1,352,334.10	-1,122,802.90
Successful bids TZS Millions	107,845.50	166,992.30	124,260.10	139,112.70	236,261.20	187,240.00
Coupon 1	5-Sep	30-Oct	16-Apr	19-Feb	19-Jun	5-Aug
Coupon 2	5-Mar	30-Apr	16-Oct	19-Aug	19-Mar	5-Feb
Accrued Interest	2.40	0.00	2.33	0.00	0.00	0.00



SOLOMON Stockbrokers



research@solomon.co.tz



+255 764 269 090/+255 714 269 090



PSSSF House, Ground Floor, Samora Avenue/Morogoro Rd Dar es Salaam

Important Disclaimer!

[All care has been taken in the preparation of this commercial document and the information contained therein has been derived from sources believed to be accurate and reliable. If you are in any doubt about the contents of this document do not hesitate to contact the above mentioned. SOLOMON Stockbrokers Ltd does not assume responsibility for any error, omission or opinion expressed. Anyone acting on the information or opinion does so at his own risk. This information has been sent to you for your information and may not be reproduced. Unauthorised use or disclosure of this document is strictly prohibited. © Copyright 2026 SOLOMON Stockbrokers Ltd. All rights reserved]



SOLOMON Stockbrokers

A Member of Dar es Salaam Stock Exchange & Authorized Dealer of Government Securities

STOCKBROKERS / DEALERS

INVESTMENT ADVISERS

FUND MANAGERS

PROFILE

The Company is licensed as Stockbrokers / Dealers, Investment Advisers and Fund Managers by the Capital Markets and Securities Authority (CMSA). SOLOMON is also licensed as a Primary Dealer of Government Securities by the Bank of Tanzania (BoT).

PSSSF House, Ground Floor
Samora Avenue / Morogoro Road
P.O. Box 77049
Dar es Salaam

+255 764 269090
+255 714 269090

research@solomon.co.tz

www.solomon.co.tz

[@sstockbrokers](https://www.instagram.com/sstockbrokers)

[#elimuYaUwekezajiHisa](https://twitter.com/elimuYaUwekezajiHisa)