

25.1825 J 000078



SOLOMON Stockbrokers

THE DAILY TICKER
For the day ending
28th April 2026



research@solomon.co.tz



+255 764 269 090/+255 714 269 090

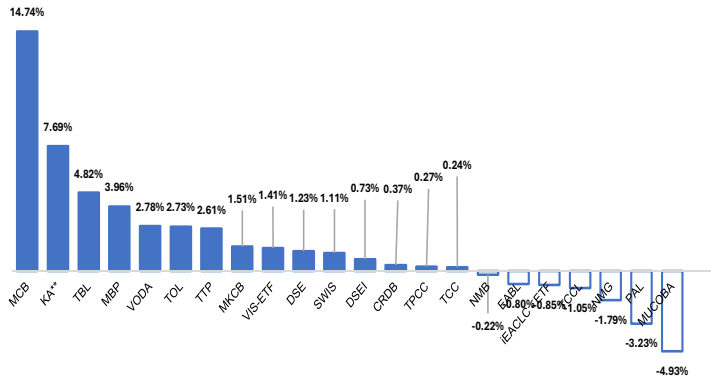


PSSSF House, Ground Floor, Samora Avenue/Morogoro Rd Dar es Salaam

Dar-es-Salaam Stock Exchange Market Performance

Indicators	27-Apr-26	28-Apr-26	Daily % Change
All Share Index (DSEI)	3,850.95	3,878.98	0.73%
Tanzania Share Index (TSI)	8,437.57	8,518.63	0.96%
Industrial & Allied Index (IA)	5,105.17	5,225.30	2.35%
Banks, Finance & Investment Index (BI)	18,477.84	18,515.81	0.21%
Commercial Services (CS)	2,113.87	2,165.36	2.44%
Exchange Traded Funds Market Cap in Billions TZS	176.50	175.42	-0.61%
Domestic Market Cap in Trillions TZS	22.83	23.05	0.96%
Total Market Cap in Trillions TZS	33.46	33.70	0.73%
Exchange Traded Funds Turnover in Billions TZS	0.68	0.13	-80.44%
Equity Turnover in Billions TZS	3.07	2.10	-31.56%
Face Value Bonds Turnover in Billions TZS	38.78	93.00	139.82%

Top Movers



Currency & Commodity Movements

Currency/Commodity	27-Apr-26	28-Apr-26	Daily % Change
USD	2,603.72	2,602.05	-0.06%
EUR	3,049.73	3,057.15	0.24%
GBP	3,513.98	3,529.95	0.45%
KES	20.11	20.12	0.01%
UGX	0.70	0.70	-0.07%
ZAR	157.33	157.79	0.29%
CNY	380.84	381.34	0.13%
GOLD	12,252,177	12,230,072	-0.18%

Upcoming Treasury Bond Auction

Auction Date	Bond Tenure	Annual Coupon	Semi Annual Coupon	Effective Date
29-Apr-26	5-Years	10.25%	5.13%	30-Apr-31



SOLOMON Stockbrokers



research@solomon.co.tz



+255 764 269 090/+255 714 269 090



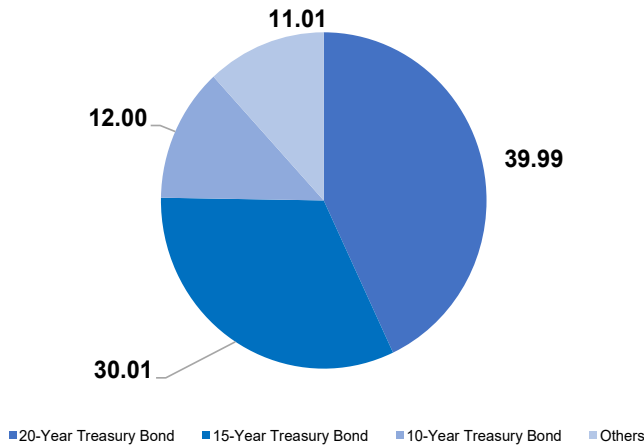
PSSSF House, Ground Floor, Samora Avenue/Morogoro Rd Dar es Salaam

Company	28-Apr-26	Daily Gain/Loss	Daily High	Daily Low	Turnover in Mlns TZS	Volumes Traded	Outstanding Bids	Outstanding Offers	Market Cap in Blns TZS
AFRIPRISE	765	0.00%	770	730	18.62	24,400	8,394	54,317	111.72
CRDB	2,710	0.37%	2,830	2,680	1,413.46	521,358	144,866	76,922	7,078.08
DCB	605	0.00%	620	590	21.64	35,693	3,418	144,933	115.90
DSE	6,580	1.23%	6,600	6,500	7.34	1,115	962	3,397	156.76
JHL	8,650	0.00%	0	0	0.00	0	0	0	626.89
KCB	1,770	0.00%	1,770	1,760	7.28	4,115	0	7,377	5,257.50
MBP	2,360	3.96%	2,480	2,300	8.07	3,409	4,505	2,374	70.77
MCB	1,790	14.74%	1,790	1,560	63.68	35,577	179,993	0	110.67
MKCB	4,700	1.51%	4,760	4,550	5.62	1,192	41	6,446	110.71
MUCOBA	675	-4.93%	695	650	0.49	713	1,942	116,517	22.05
NICO	3,710	0.00%	3,790	3,690	33.08	8,918	2,917	6,814	228.70
NMB	13,670	-0.22%	13,700	13,430	85.30	6,241	1,045	31,505	6,835.00
YETU	510	0.00%	0	0	0.00	0	0	0	6.18
EABL	4,950	-0.80%	0	0	0.00	0	0	0	3,914.33
JATU	265	0.00%	0	0	0.00	0	0	0	5.28
TBL	10,440	4.82%	10,650	10,000	18.38	1,762	2,418	177	3,080.39
TCC	12,530	0.24%	12,750	12,500	283.99	22,665	814	3,882	1,253.00
TCCL	2,830	-1.05%	2,950	2,480	33.90	11,979	17,896	36,733	540.57
TOL	940	2.73%	960	900	5.91	6,304	1,931	36,975	54.06
TPCC	7,410	0.27%	7,450	7,400	53.51	7,223	1,952	0	1,333.23
TTP	590	2.61%	600	560	0.48	820	1,557	10,491	56.08
KA**	140	7.69%	0	0	0.00	0	0	0	795.40
NMG	275	-1.79%	0	0	0.00	0	0	0	51.85
PAL	450	-3.23%	480	430	1.13	2,503	267	88,739	72.21
SWIS	2,730	1.11%	2,950	2,660	10.84	3,951	2,596	7,527	98.28
VODA	740	2.78%	750	720	25.70	34,848	47,230	15,555	1,657.60
SWALA	450	0.00%	0	0	0.00	0	0	0	47.79
USL	25	0.00%	0	0	0.00	0	0	0	9.10
DSEI	3,879	0.73%			2,098.40	734,786			33,700.09

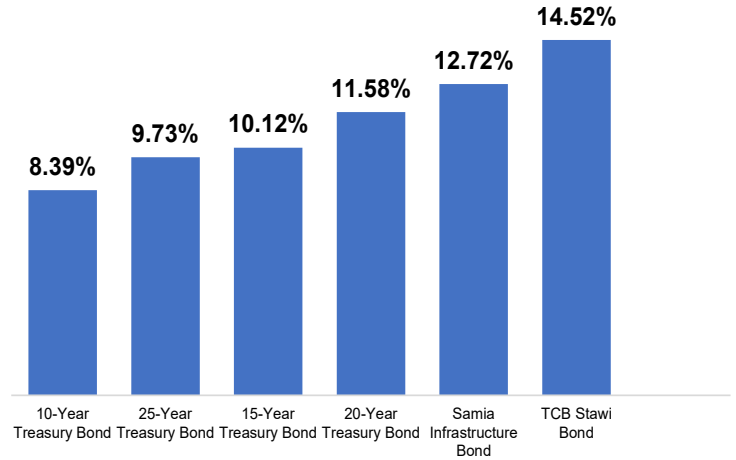
Exchange Traded Funds	28-Apr-26	Daily Gain/Loss	Daily High	Daily Low	Turnover in Mlns TZS	Volumes Traded	Outstanding Bids	Outstanding Offers	Market Cap in Blns TZS
iEACLC - ETF	1,160	-0.85%	1,210	1,120	110.65	95,471	10,011	0	155.98
VIS-ETF	360	1.41%	370	345	22.94	63,960	3,359	0	19.44
Total					133.59	159,431			175.42



Secondary Markets Bonds Turnover in Billions TZS



Weighted Avg Yield to Maturity (Secondary Markets)



Latest Treasury Bond Results

Primary Markets	2-year Bonds	5-year Bond	10-year Bond	15-year Bond	20-year Bond	25-year Bond
Bond No	697	689	699	696	698	695
Auction Dates	4-Mar-26	26-Nov-25	15-Apr-26	18-Feb-26	18-Mar-26	4-Feb-26
Coupon Rates	9.50%	10.75%	10.50%	12.25%	12.00%	13.25%
Redemption Dates	5-Mar-28	27-Nov-30	16-Apr-36	19-Feb-41	19-Mar-46	5-Feb-51
Number of bids received	86	67	148	171	984	580
Number of successful bids	48	38	127	40	166	105
Highest bid/100	105.00%	104.00%	112.90%	113.50%	115.00%	110.50%
Lowest bid/100	97.54%	91.90%	97.00%	90.00%	95.00%	85.00%
Minimum successful price/100	101.10%	98.00%	100.00%	109.08%	109.00%	109.00%
successful bids (WAP)	102.03%	100.76%	107.03%	110.75%	110.70%	109.87%
Yield-to-maturity (Weighted Avg)	8.36%	10.54%	9.40%	10.78%	10.71%	11.99%
Weighted Average Coupon Yield	9.31%	10.67%	9.81%	11.06%	10.84%	12.06%
Amount offered TZS Millions	119,190.00	174,930.00	144,550.00	165,490.00	236,250.00	187,240.00
Total tendered TZS Millions	215,363.50	210,666.40	149,773.60	1,167,810.20	1,588,584.10	1,310,042.90
Under/oversubscribed (+/-) TZS Mlns	-96,173.50	-35,736.40	-5,223.60	-1,002,320.20	-1,352,334.10	-1,122,802.90
Successful bids TZS Millions	107,845.50	137,442.90	124,260.10	139,112.70	236,261.20	187,240.00
Coupon 1	5-Sep	27-May	16-Apr	19-Feb	19-Jun	5-Aug
Coupon 2	5-Mar	17-Nov	16-Oct	19-Aug	19-Mar	5-Feb
Accrued Interest	2.40	0.00	2.33	0.00	0.00	0.00



SOLOMON Stockbrokers



research@solomon.co.tz



+255 764 269 090/+255 714 269 090



PSSSF House, Ground Floor, Samora Avenue/Morogoro Rd Dar es Salaam

Important Disclaimer!

[All care has been taken in the preparation of this commercial document and the information contained therein has been derived from sources believed to be accurate and reliable. If you are in any doubt about the contents of this document do not hesitate to contact the above mentioned. SOLOMON Stockbrokers Ltd does not assume responsibility for any error, omission or opinion expressed. Anyone acting on the information or opinion does so at his own risk. This information has been sent to you for your information and may not be reproduced. Unauthorised use or disclosure of this document is strictly prohibited. © Copyright 2026 SOLOMON Stockbrokers Ltd. All rights reserved]



SOLOMON Stockbrokers

A Member of Dar es Salaam Stock Exchange & Authorized Dealer of Government Securities

STOCKBROKERS / DEALERS

INVESTMENT ADVISERS

FUND MANAGERS

PROFILE

The Company is licensed as Stockbrokers / Dealers, Investment Advisers and Fund Managers by the Capital Markets and Securities Authority (CMSA). SOLOMON is also licensed as a Primary Dealer of Government Securities by the Bank of Tanzania (BoT).

PSSSF House, Ground Floor
Samora Avenue / Morogoro Road
P.O. Box 77049
Dar es Salaam

+255 764 269090
+255 714 269090

research@solomon.co.tz

www.solomon.co.tz

[@sstockbrokers](https://www.instagram.com/sstockbrokers)

[#elimuYaUwekezajiHisa](https://twitter.com/elimuYaUwekezajiHisa)