

25.1825 J 000078



SOLOMON Stockbrokers

THE DAILY TICKER
For the day ending
27th April 2026



research@solomon.co.tz



+255 764 269 090/+255 714 269 090

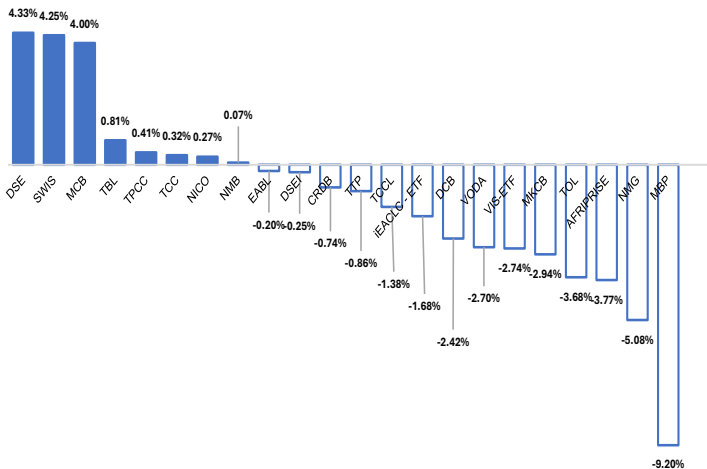


PSSSF House, Ground Floor, Samora Avenue/Morogoro Rd Dar es Salaam

Dar-es-Salaam Stock Exchange Market Performance

Indicators	24-Apr-26	27-Apr-26	Daily % Change
All Share Index (DSEI)	3,860.46	3,850.95	-0.25%
Tanzania Share Index (TSI)	8,464.15	8,437.57	-0.31%
Industrial & Allied Index (IA)	5,086.27	5,105.17	0.37%
Banks, Finance & Investment Index (BI)	18,545.10	18,477.84	-0.36%
Commercial Services (CS)	2,162.24	2,113.87	-2.24%
Exchange Traded Funds Market Cap in Billions TZS	179.72	176.50	-1.79%
Domestic Market Cap in Trillions TZS	22.90	22.83	-0.31%
Total Market Cap in Trillions TZS	33.54	33.46	-0.25%
Exchange Traded Funds Turnover in Billions TZS	0.06	0.68	997.71%
Equity Turnover in Billions TZS	3.67	3.07	-16.40%
Face Value Bonds Turnover in Billions TZS	29.38	38.78	32.00%

Top Movers



Currency & Commodity Movements

Currency/Commodity	24-Apr-26	27-Apr-26	Daily % Change
USD	2,602.31	2,603.72	0.05%
EUR	3,043.15	3,049.73	0.22%
GBP	3,512.60	3,513.98	0.04%
KES	20.10	20.11	0.05%
UGX	0.70	0.70	-0.36%
ZAR	157.74	157.33	-0.27%
CNY	380.96	380.84	-0.03%
GOLD	12,330,046	12,252,177	-0.63%

Upcoming Treasury Bond Auction

Auction Date	Bond Tenure	Annual Coupon	Semi Annual Coupon	Effective Date
29-Apr-26	5-Years	10.25%	5.13%	30-Apr-31



SOLOMON Stockbrokers



research@solomon.co.tz



+255 764 269 090/+255 714 269 090



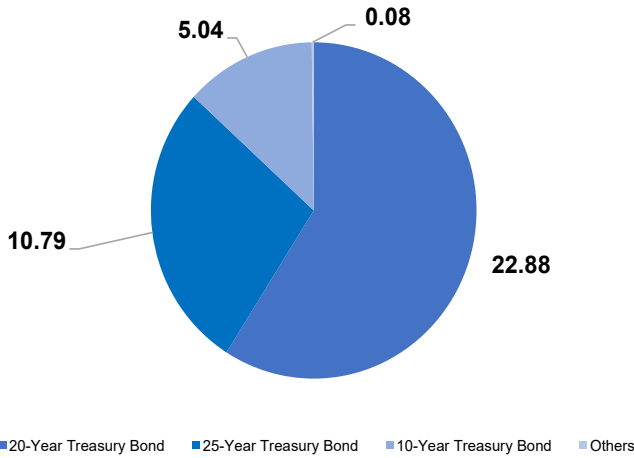
PSSSF House, Ground Floor, Samora Avenue/Morogoro Rd Dar es Salaam

Company	27-Apr-26	Daily Gain/Loss	Daily High	Daily Low	Turnover in Mlns TZS	Volumes Traded	Outstanding Bids	Outstanding Offers	Market Cap in Blns TZS
AFRIPRISE	765	-3.77%	785	700	27.01	35,364	2,177	46,561	111.72
CRDB	2,700	-0.74%	2,770	2,670	2,499.51	933,220	56,688	241,242	7,051.96
DCB	605	-2.42%	610	580	37.30	61,704	11,421	166,954	115.90
DSE	6,500	4.33%	6,600	6,230	7.10	1,091	861	4,294	154.86
JHL	8,650	0.00%	0	0	0.00	0	0	0	626.89
KCB	1,770	0.00%	1,770	1,760	155.08	87,666	115	11,334	5,257.50
MBP	2,270	-9.20%	2,500	2,200	24.87	10,914	3,730	3,316	68.07
MCB	1,560	4.00%	1,720	1,500	29.94	19,170	188,882	0	96.45
MKCB	4,630	-2.94%	4,760	4,500	9.90	2,142	531	5,292	109.06
MUCOBA	710	0.00%	730	695	4.87	6,857	2,000	64,651	23.19
NICO	3,710	0.27%	3,790	3,690	54.46	14,671	5,546	7,214	228.70
NMB	13,700	0.07%	13,700	13,660	108.84	7,947	1,448	32,657	6,850.00
YETU	510	0.00%	0	0	0.00	0	0	0	6.18
EABL	4,990	-0.20%	0	0	0.00	0	0	0	3,945.96
JATU	265	0.00%	0	0	0.00	0	0	0	5.28
TBL	9,960	0.81%	10,000	9,850	18.30	1,842	1,363	331	2,938.76
TCC	12,500	0.32%	12,500	12,400	15.39	1,233	411	0	1,250.00
TCCL	2,860	-1.38%	2,900	2,830	6.35	2,214	20,527	45,333	546.30
TOL	915	-3.68%	960	890	2.86	3,122	1,070	4,007	52.62
TPCC	7,390	0.41%	7,450	7,250	25.19	3,406	1,618	6,087	1,329.63
TTP	575	-0.86%	600	560	1.10	1,903	1,662	5,668	54.66
KA**	130	0.00%	0	0	0.00	0	0	0	738.59
NMG	280	-5.08%	0	0	0.00	0	0	0	52.79
PAL	465	0.00%	500	450	5.49	11,807	2,540	90,537	74.62
SWIS	2,700	4.25%	2,950	2,640	16.84	6,244	3,254	988	97.20
VODA	720	-2.70%	740	705	15.52	21,554	16,930	85,234	1,612.80
SWALA	450	0.00%	0	0	0.00	0	0	0	47.79
USL	25	0.00%	0	0	0.00	0	0	0	9.10
DSEI	3,851	-0.25%			3,065.91	1,234,071			33,456.57

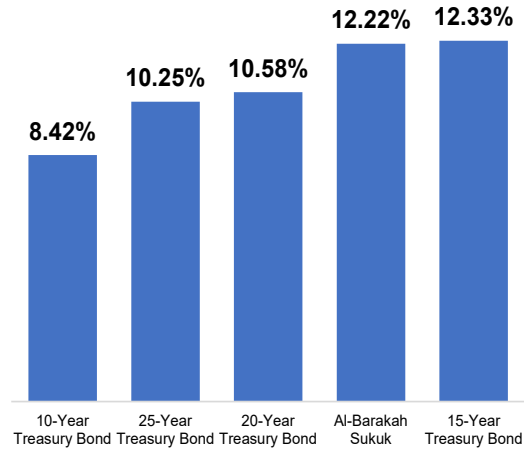
Exchange Traded Funds	27-Apr-26	Daily Gain/Loss	Daily High	Daily Low	Turnover in Mlns TZS	Volumes Traded	Outstanding Bids	Outstanding Offers	Market Cap in Blns TZS
iEACLC - ETF	1,170	-1.68%	1,190	1,150	628.41	539,586	2,198	0	157.33
VIS-ETF	355	-2.74%	380	350	54.66	153,626	374	0	19.17
Total					683.07	693,212			176.50



Secondary Markets Bonds Turnover in Billions TZS



Weighted Avg Yield to Maturity (Secondary Markets)



Latest Treasury Bond Results

Primary Markets	2-year Bonds	5-year Bond	10-year Bond	15-year Bond	20-year Bond	25-year Bond
Bond No	697	689	699	696	698	695
Auction Dates	4-Mar-26	26-Nov-25	15-Apr-26	18-Feb-26	18-Mar-26	4-Feb-26
Coupon Rates	9.50%	10.75%	10.50%	12.25%	12.00%	13.25%
Redemption Dates	5-Mar-28	27-Nov-30	16-Apr-36	19-Feb-41	19-Mar-46	5-Feb-51
Number of bids received	86	67	148	171	984	580
Number of successful bids	48	38	127	40	166	105
Highest bid/100	105.00%	104.00%	112.90%	113.50%	115.00%	110.50%
Lowest bid/100	97.54%	91.90%	97.00%	90.00%	95.00%	85.00%
Minimum successful price/100	101.10%	98.00%	100.00%	109.08%	109.00%	109.00%
successful bids (WAP)	102.03%	100.76%	107.03%	110.75%	110.70%	109.87%
Yield-to-maturity (Weighted Avg)	8.36%	10.54%	9.40%	10.78%	10.71%	11.99%
Weighted Average Coupon Yield	9.31%	10.67%	9.81%	11.06%	10.84%	12.06%
Amount offered TZS Millions	119,190.00	174,930.00	144,550.00	165,490.00	236,250.00	187,240.00
Total tendered TZS Millions	215,363.50	210,666.40	149,773.60	1,167,810.20	1,588,584.10	1,310,042.90
Under/oversubscribed (+/-) TZS Mlns	-96,173.50	-35,736.40	-5,223.60	-1,002,320.20	-1,352,334.10	-1,122,802.90
Successful bids TZS Millions	107,845.50	137,442.90	124,260.10	139,112.70	236,261.20	187,240.00
Coupon 1	5-Sep	27-May	16-Apr	19-Feb	19-Jun	5-Aug
Coupon 2	5-Mar	17-Nov	16-Oct	19-Aug	19-Mar	5-Feb
Accrued Interest	2.40	0.00	2.33	0.00	0.00	0.00



SOLOMON Stockbrokers



research@solomon.co.tz



+255 764 269 090/+255 714 269 090



PSSSF House, Ground Floor, Samora Avenue/Morogoro Rd Dar es Salaam

Important Disclaimer!

[All care has been taken in the preparation of this commercial document and the information contained therein has been derived from sources believed to be accurate and reliable. If you are in any doubt about the contents of this document do not hesitate to contact the above mentioned. SOLOMON Stockbrokers Ltd does not assume responsibility for any error, omission or opinion expressed. Anyone acting on the information or opinion does so at his own risk. This information has been sent to you for your information and may not be reproduced. Unauthorised use or disclosure of this document is strictly prohibited. © Copyright 2026 SOLOMON Stockbrokers Ltd. All rights reserved]



SOLOMON Stockbrokers

A Member of Dar es Salaam Stock Exchange & Authorized Dealer of Government Securities

STOCKBROKERS / DEALERS

INVESTMENT ADVISERS

FUND MANAGERS

PROFILE

The Company is licensed as Stockbrokers / Dealers, Investment Advisers and Fund Managers by the Capital Markets and Securities Authority (CMSA). SOLOMON is also licensed as a Primary Dealer of Government Securities by the Bank of Tanzania (BoT).

PSSSF House, Ground Floor
Samora Avenue / Morogoro Road
P.O. Box 77049
Dar es Salaam

+255 764 269090
+255 714 269090

research@solomon.co.tz

[@sstockbrokers](#)

[#elimuYaUwekezajiHisa](#)

www.solomon.co.tz