

25.1825 J 000078



**SOLOMON** Stockbrokers

**THE DAILY TICKER**  
For the day ending  
24th April 2026



[research@solomon.co.tz](mailto:research@solomon.co.tz)



+255 764 269 090/+255 714 269 090

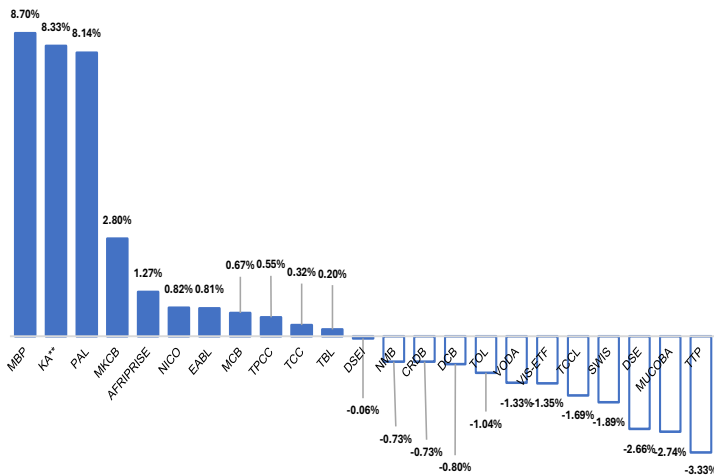


PSSSF House, Ground Floor, Samora Avenue/Morogoro Rd Dar es Salaam

## Dar-es-Salaam Stock Exchange Market Performance

Indicators	23-Apr-26	24-Apr-26	Daily % Change
All Share Index (DSEI)	3,862.76	3,860.46	-0.06%
Tanzania Share Index (TSI)	8,504.23	8,464.15	-0.47%
Industrial & Allied Index (IA)	5,082.08	5,086.27	0.08%
Banks, Finance & Investment Index (BI)	18,663.47	18,545.10	-0.63%
Commercial Services (CS)	2,184.25	2,162.24	-1.01%
Exchange Traded Funds Market Cap in Billions TZS	179.99	179.72	-0.15%
Domestic Market Cap in Trillions TZS	23.01	22.90	-0.47%
Total Market Cap in Trillions TZS	33.56	33.54	-0.06%
Exchange Traded Funds Turnover in Billions TZS	0.17	0.06	-64.21%
Equity Turnover in Billions TZS	6.29	3.67	-41.70%
Face Value Bonds Turnover in Billions TZS	29.84	29.38	-1.55%

### Top Movers



### Currency & Commodity Movements

Currency/Commodity	23-Apr-26	24-Apr-26	Daily % Change
USD	2,602.91	2,602.31	-0.02%
EUR	3,053.21	3,043.15	-0.33%
GBP	3,516.53	3,512.60	-0.11%
KES	20.13	20.10	-0.14%
UGX	0.70	0.70	0.06%
ZAR	157.97	157.74	-0.14%
CNY	381.32	380.96	-0.10%
GOLD	12,350,288	12,330,046	-0.16%

### Upcoming Treasury Bond Auction

Auction Date	Bond Tenure	Annual Coupon	Semi Annual Coupon	Effective Date
29-Apr-26	5-Years	10.25%	5.13%	30-Apr-31



research@solomon.co.tz



+255 764 269 090/+255 714 269 090



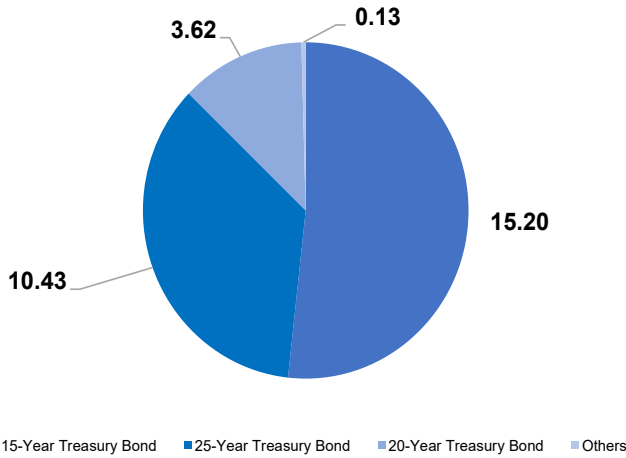
PSSSF House, Ground Floor, Samora Avenue/Morogoro Rd Dar es Salaam

Company	24-Apr-26	Daily Gain/Loss	Daily High	Daily Low	Turnover in Mlns TZS	Volumes Traded	Outstanding Bids	Outstanding Offers	Market Cap in Blns TZS
AFRIPRISE	795	1.27%	800	780	37.47	47,164	5,580	7,584	116.10
CRDB	2,720	-0.73%	2,830	2,700	3,262.21	1,201,588	76,543	170,141	7,104.20
DCB	620	-0.80%	630	580	20.80	33,626	12,630	178,032	118.77
DSE	6,230	-2.66%	6,500	5,670	24.44	3,926	1,040	4,832	148.42
JHL	8,650	0.00%	0	0	0.00	0	0	0	626.89
KCB	1,770	0.00%	1,770	1,770	2.93	1,655	0	890	5,257.50
MBP	2,500	8.70%	2,550	2,350	4.09	1,642	3,173	9,278	74.97
MCB	1,500	0.67%	1,500	1,490	9.46	6,310	7,188	13,813	92.74
MKCB	4,770	2.80%	4,800	4,560	2.05	430	956	5,680	112.36
MUCOBA	710	-2.74%	730	700	1.53	2,148	2,614	35,897	23.19
NICO	3,700	0.82%	3,790	3,670	28.47	7,685	7,339	14,366	228.09
NMB	13,690	-0.73%	13,700	13,670	96.00	7,013	1,057	35,207	6,845.00
YETU	510	0.00%	0	0	0.00	0	0	0	6.18
EABL	5,000	0.81%	0	0	0.00	0	0	0	3,953.87
JATU	265	0.00%	0	0	0.00	0	0	0	5.28
TBL	9,880	0.20%	9,900	9,850	21.43	2,169	699	1,208	2,915.15
TCC	12,460	0.32%	12,500	12,400	7.85	630	103	1,944	1,246.00
TCCL	2,900	-1.69%	2,980	2,850	2.26	776	1,405	7,835	553.94
TOL	950	-1.04%	960	900	33.43	35,291	29	35,097	54.63
TPCC	7,360	0.55%	7,400	7,260	24.18	3,286	236	204	1,324.23
TTP	580	-3.33%	600	530	0.39	685	2,664	11,563	55.13
KA**	130	8.33%	0	0	0.00	0	0	0	738.59
NMG	295	0.00%	0	0	0.00	0	0	0	55.62
PAL	465	8.14%	480	440	3.22	6,953	5,487	70	74.62
SWIS	2,590	-1.89%	2,640	2,560	5.70	2,194	369	3,350	93.24
VODA	740	-1.33%	740	715	79.61	107,837	678	101,862	1,657.60
SWALA	450	0.00%	0	0	0.00	0	0	0	47.79
USL	25	0.00%	0	0	0.00	0	0	0	9.10
<b>DSEI</b>	<b>3,860</b>	<b>-0.06%</b>			<b>3,667.53</b>	<b>1,473,008</b>			<b>33,539.20</b>

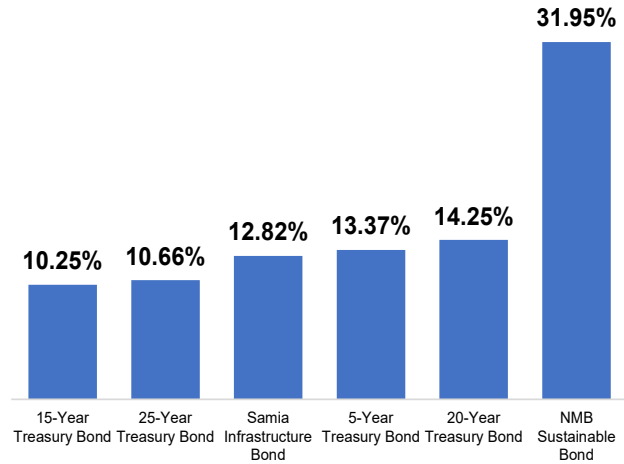
Exchange Traded Funds	24-Apr-26	Daily Gain/Loss	Daily High	Daily Low	Turnover in Mlns TZS	Volumes Traded	Outstanding Bids	Outstanding Offers	Market Cap in Blns TZS
iEACLC - ETF	1,190	0.00%	1,200	1,170	29.70	24,954	115,782	0	160.01
VIS-ETF	365	-1.35%	385	360	32.53	89,329	1,663	0	19.71
<b>Total</b>					<b>62.23</b>	<b>114,283</b>			<b>179.72</b>



## Secondary Markets Bonds Turnover in Billions TZS



## Weighted Avg Yield to Maturity (Secondary Markets)



## Latest Treasury Bond Results

Primary Markets	2-year Bonds	5-year Bond	10-year Bond	15-year Bond	20-year Bond	25-year Bond
Bond No	697	689	699	696	698	695
Auction Dates	4-Mar-26	26-Nov-25	15-Apr-26	18-Feb-26	18-Mar-26	4-Feb-26
Coupon Rates	9.50%	10.75%	10.50%	12.25%	12.00%	13.25%
Redemption Dates	5-Mar-28	27-Nov-30	16-Apr-36	19-Feb-41	19-Mar-46	5-Feb-51
Number of bids received	86	67	148	171	984	580
Number of successful bids	48	38	127	40	166	105
Highest bid/100	105.00%	104.00%	112.90%	113.50%	115.00%	110.50%
Lowest bid/100	97.54%	91.90%	97.00%	90.00%	95.00%	85.00%
Minimum successful price/100	101.10%	98.00%	100.00%	109.08%	109.00%	109.00%
successful bids (WAP)	102.03%	100.76%	107.03%	110.75%	110.70%	109.87%
Yield-to-maturity (Weighted Avg)	8.36%	10.54%	9.40%	10.78%	10.71%	11.99%
Weighted Average Coupon Yield	9.31%	10.67%	9.81%	11.06%	10.84%	12.06%
Amount offered TZS Millions	119,190.00	174,930.00	144,550.00	165,490.00	236,250.00	187,240.00
Total tendered TZS Millions	215,363.50	210,666.40	149,773.60	1,167,810.20	1,588,584.10	1,310,042.90
Under/oversubscribed (+/-) TZS Mlns	-96,173.50	-35,736.40	-5,223.60	-1,002,320.20	-1,352,334.10	-1,122,802.90
Successful bids TZS Millions	107,845.50	137,442.90	124,260.10	139,112.70	236,261.20	187,240.00
Coupon 1	5-Sep	27-May	16-Apr	19-Feb	19-Jun	5-Aug
Coupon 2	5-Mar	17-Nov	16-Oct	19-Aug	19-Mar	5-Feb
Accrued Interest	2.40	0.00	2.33	0.00	0.00	0.00



**SOLOMON** Stockbrokers



research@solomon.co.tz



+255 764 269 090/+255 714 269 090



PSSSF House, Ground Floor, Samora Avenue/Morogoro Rd Dar es Salaam

## Important Disclaimer!

[All care has been taken in the preparation of this commercial document and the information contained therein has been derived from sources believed to be accurate and reliable. If you are in any doubt about the contents of this document do not hesitate to contact the above mentioned. SOLOMON Stockbrokers Ltd does not assume responsibility for any error, omission or opinion expressed. Anyone acting on the information or opinion does so at his own risk. This information has been sent to you for your information and may not be reproduced. Unauthorised use or disclosure of this document is strictly prohibited. © Copyright 2026 SOLOMON Stockbrokers Ltd. All rights reserved]



# SOLOMON Stockbrokers

*A Member of Dar es Salaam Stock Exchange & Authorized Dealer of Government Securities*

**STOCKBROKERS / DEALERS**

**INVESTMENT ADVISERS**

**FUND MANAGERS**

## PROFILE

The Company is licensed as Stockbrokers / Dealers, Investment Advisers and Fund Managers by the Capital Markets and Securities Authority (CMSA). SOLOMON is also licensed as a Primary Dealer of Government Securities by the Bank of Tanzania (BoT).

PSSSF House, Ground Floor  
Samora Avenue / Morogoro Road  
P.O. Box 77049  
Dar es Salaam

+255 764 269090  
+255 714 269090

[research@solomon.co.tz](mailto:research@solomon.co.tz)

[www.solomon.co.tz](http://www.solomon.co.tz)



[@sstockbrokers](https://www.instagram.com/sstockbrokers)

[#elimuYaUwekezajiHisa](https://twitter.com/elimuYaUwekezajiHisa)