

25.1825 J 0000778



**SOLOMON** Stockbrokers

# THE DAILY TICKER

## For the day ending 23rd April 2026



[research@solomon.co.tz](mailto:research@solomon.co.tz)



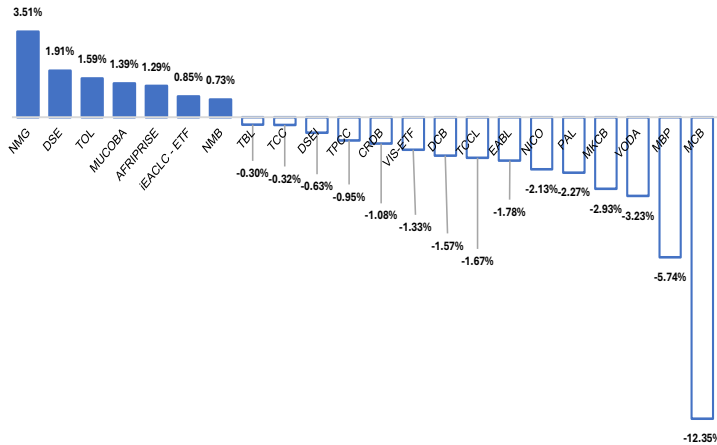
+255 764 269 090/+255 714 269 090



PSSSF House, Ground Floor, Samora Avenue/Morogoro Rd Dar es Salaam

Dar-es-Salaam Stock Exchange Market Performance			
Indicators	22-Apr-26	23-Apr-26	Daily % Change
All Share Index (DSEI)	3,887.17	3,862.76	-0.63%
Tanzania Share Index (TSI)	8,557.01	8,504.23	-0.62%
Industrial & Allied Index (IA)	5,110.29	5,082.08	-0.55%
Banks, Finance & Investment Index (BI)	18,727.12	18,663.47	-0.34%
Commercial Services (CS)	2,252.48	2,184.25	-3.03%
Exchange Traded Funds Market Cap in Billions TZS	178.92	179.99	0.60%
Domestic Market Cap in Trillions TZS	23.15	23.01	-0.62%
Total Market Cap in Trillions TZS	33.77	33.56	-0.63%
Exchange Traded Funds Turnover in Billions TZS	0.04	0.17	311.72%
Equity Turnover in Billions TZS	1.62	6.29	288.68%
Face Value Bonds Turnover in Billions TZS	1.54	29.84	1837.75%

## Top Movers



## Currency & Commodity Movements

Currency/Commodity	22-Apr-26	23-Apr-26	Daily % Change
USD	2,603.67	2,602.91	-0.03%
EUR	3,062.69	3,053.21	-0.31%
GBP	3,520.16	3,516.53	-0.10%
KES	20.17	20.13	-0.18%
UGX	0.70	0.70	-0.23%
ZAR	158.72	157.97	-0.47%
CNY	381.94	381.32	-0.16%
GOLD	12,415,688	12,350,288	-0.53%

## Upcoming Treasury Bond Auction

Auction Date	Bond Tenure	Annual Coupon	Semi Annual Coupon	Effective Date
29-Apr-26	5-Years	TBD	TBD	30-Apr-31



research@solomon.co.tz



+255 764 269 090/+255 714 269 090



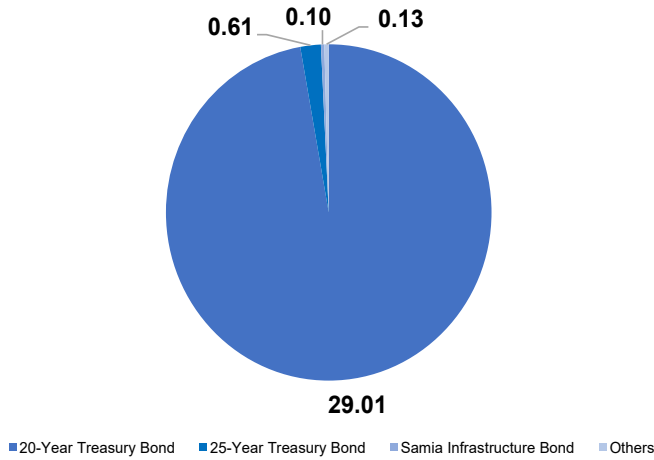
PSSSF House, Ground Floor, Samora Avenue/Morogoro Rd Dar es Salaam

Company	23-Apr-26	Daily Gain/Loss	Daily High	Daily Low	Turnover in Mlns TZS	Volumes Traded	Outstanding Bids	Outstanding Offers	Market Cap in Blns TZS
AFRIPRISE	785	1.29%	800	770	51.59	65,563	10,428	21,776	114.64
CRDB	2,740	-1.08%	2,850	2,690	5,207.13	1,882,254	36,218	96,229	7,156.44
DCB	625	-1.57%	650	540	53.94	86,396	876	69,329	119.73
DSE	6,400	1.91%	6,500	5,670	9.24	1,443	1,226	5,225	152.47
JHL	8,650	0.00%	0	0	0.00	0	0	0	626.89
KCB	1,770	0.00%	1,770	1,770	3.32	1,877	0	33,139	5,257.50
MBP	2,300	-5.74%	2,500	2,250	12.90	5,571	3,845	1,047	68.97
MCB	1,490	-12.35%	1,690	1,450	47.00	31,462	6,305	23,044	92.12
MKCB	4,640	-2.93%	4,900	4,460	22.21	4,786	980	3,288	109.30
MUCOBA	730	1.39%	750	720	0.40	552	521	36,390	23.85
NICO	3,670	-2.13%	3,800	3,500	77.93	21,215	1,642	16,361	226.24
NMB	13,790	0.73%	13,850	13,680	575.65	41,758	2,007	21,961	6,895.00
YETU	510	0.00%	0	0	0.00	0	0	0	6.18
EABL	4,960	-1.78%	0	0	0.00	0	0	0	3,922.24
JATU	265	0.00%	0	0	0.00	0	0	0	5.28
TBL	9,860	-0.30%	9,900	9,840	61.01	6,186	50	2,361	2,909.25
TCC	12,420	-0.32%	12,500	12,300	40.96	3,298	0	8,080	1,242.00
TCCL	2,950	-1.67%	3,000	2,900	1.73	584	1,465	490	563.49
TOL	960	1.59%	970	900	4.98	5,187	15,794	52,228	55.21
TPCC	7,320	-0.95%	7,400	7,250	29.15	3,978	282	389	1,317.04
TTP	600	0.00%	600	550	0.98	1,633	80	6,502	57.03
KA**	120	0.00%	0	0	0.00	0	0	0	681.77
NMG	295	3.51%	0	0	0.00	0	0	0	55.62
PAL	430	-2.27%	450	400	10.11	23,363	3,672	71,554	69.00
SWIS	2,640	0.00%	2,640	2,550	5.20	1,978	151	765	95.04
VODA	750	-3.23%	800	740	75.61	100,980	0	193,768	1,680.00
SWALA	450	0.00%	0	0	0.00	0	0	0	47.79
USL	25	0.00%	0	0	0.00	0	0	0	9.10
<b>DSEI</b>	<b>3,863</b>	<b>-0.63%</b>			<b>6,291.05</b>	<b>2,290,064</b>			<b>33,559.18</b>

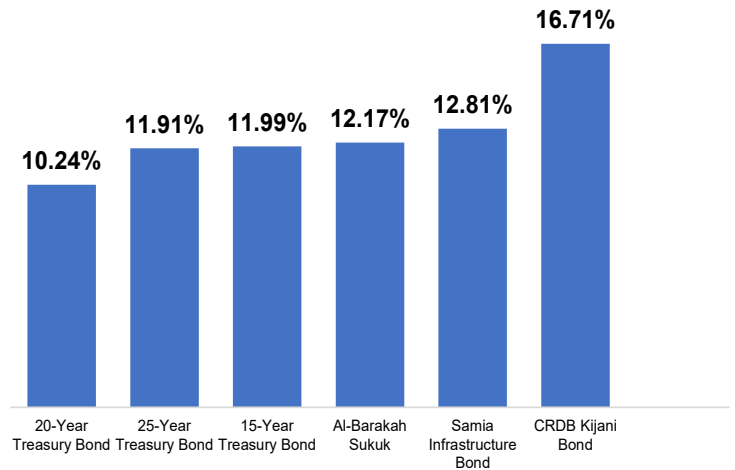
Exchange Traded Funds	23-Apr-26	Daily Gain/Loss	Daily High	Daily Low	Turnover in Mlns TZS	Volumes Traded	Outstanding Bids	Outstanding Offers	Market Cap in Blns TZS
iEACLC - ETF	1,190	0.85%	1,200	1,160	26.82	22,631	117,504	0	160.01
VIS-ETF	370	-1.33%	385	360	147.06	398,072	3,634	0	19.98
<b>Total</b>					<b>173.88</b>	<b>420,703</b>			<b>179.99</b>



## Secondary Markets Bonds Turnover in Billions TZS



## Weighted Avg Yield to Maturity (Secondary Markets)



## Latest Treasury Bond Results

Primary Markets	2-year Bonds	5-year Bond	10-year Bond	15-year Bond	20-year Bond	25-year Bond
Bond No	697	689	699	696	698	695
Auction Dates	4-Mar-26	26-Nov-25	15-Apr-26	18-Feb-26	18-Mar-26	4-Feb-26
Coupon Rates	9.50%	10.75%	10.50%	12.25%	12.00%	13.25%
Redemption Dates	5-Mar-28	27-Nov-30	16-Apr-36	19-Feb-41	19-Mar-46	5-Feb-51
Number of bids received	86	67	148	171	984	580
Number of successful bids	48	38	127	40	166	105
Highest bid/100	105.00%	104.00%	112.90%	113.50%	115.00%	110.50%
Lowest bid/100	97.54%	91.90%	97.00%	90.00%	95.00%	85.00%
Minimum successful price/100	101.10%	98.00%	100.00%	109.08%	109.00%	109.00%
successful bids (WAP)	102.03%	100.76%	107.03%	110.75%	110.70%	109.87%
Yield-to-maturity (Weighted Avg)	8.36%	10.54%	9.40%	10.78%	10.71%	11.99%
Weighted Average Coupon Yield	9.31%	10.67%	9.81%	11.06%	10.84%	12.06%
Amount offered TZS Millions	119,190.00	174,930.00	144,550.00	165,490.00	236,250.00	187,240.00
Total tendered TZS Millions	215,363.50	210,666.40	149,773.60	1,167,810.20	1,588,584.10	1,310,042.90
Under/oversubscribed (+/-) TZS Mlns	-96,173.50	-35,736.40	-5,223.60	-1,002,320.20	-1,352,334.10	-1,122,802.90
Successful bids TZS Millions	107,845.50	137,442.90	124,260.10	139,112.70	236,261.20	187,240.00
Coupon 1	5-Sep	27-May	16-Apr	19-Feb	19-Jun	5-Aug
Coupon 2	5-Mar	17-Nov	16-Oct	19-Aug	19-Mar	5-Feb
Accrued Interest	2.40	0.00	2.33	0.00	0.00	0.00



**SOLOMON** Stockbrokers



research@solomon.co.tz



+255 764 269 090/+255 714 269 090



PSSSF House, Ground Floor, Samora Avenue/Morogoro Rd Dar es Salaam

## Important Disclaimer!

[All care has been taken in the preparation of this commercial document and the information contained therein has been derived from sources believed to be accurate and reliable. If you are in any doubt about the contents of this document do not hesitate to contact the above mentioned. SOLOMON Stockbrokers Ltd does not assume responsibility for any error, omission or opinion expressed. Anyone acting on the information or opinion does so at his own risk. This information has been sent to you for your information and may not be reproduced. Unauthorised use or disclosure of this document is strictly prohibited. © Copyright 2026 SOLOMON Stockbrokers Ltd. All rights reserved]



# SOLOMON Stockbrokers

*A Member of Dar es Salaam Stock Exchange & Authorized Dealer of Government Securities*

**STOCKBROKERS / DEALERS**

**INVESTMENT ADVISERS**

**FUND MANAGERS**

## PROFILE

The Company is licensed as Stockbrokers / Dealers, Investment Advisers and Fund Managers by the Capital Markets and Securities Authority (CMSA). SOLOMON is also licensed as a Primary Dealer of Government Securities by the Bank of Tanzania (BoT).

PSSSF House, Ground Floor  
Samora Avenue / Morogoro Road  
P.O. Box 77049  
Dar es Salaam

+255 764 269090  
+255 714 269090

[research@solomon.co.tz](mailto:research@solomon.co.tz)

[@sstockbrokers](#)

[#elimuYaUwekezajiHisa](#)

[www.solomon.co.tz](http://www.solomon.co.tz)