



**SOLOMON** Stockbrokers

# THE DAILY TICKER

For the day ending  
17th April 2026



[research@solomon.co.tz](mailto:research@solomon.co.tz)



+255 764 269 090/+255 714 269 090

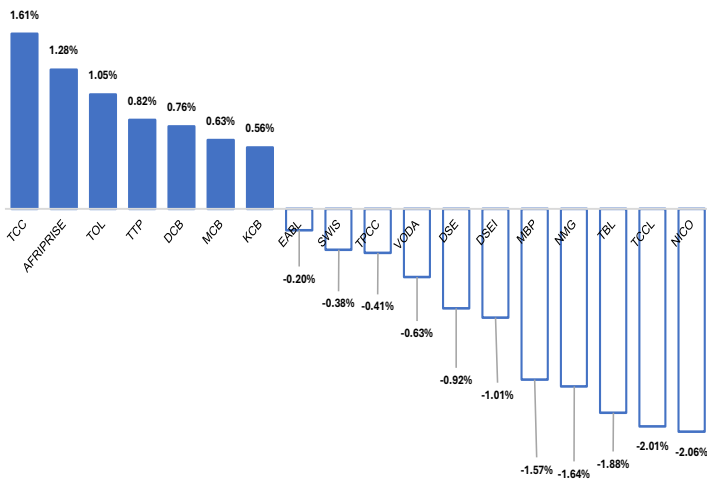


PSSSF House, Ground Floor, Samora Avenue/Morogoro Rd Dar es Salaam

## Dar-es-Salaam Stock Exchange Market Performance

Indicators	16-Apr-26	17-Apr-26	Daily % Change
All Share Index (DSEI)	3,956.80	3,917.00	-1.01%
Tanzania Share Index (TSI)	8,722.07	8,618.04	-1.19%
Industrial & Allied Index (IA)	5,155.99	5,113.12	-0.83%
Banks, Finance & Investment Index (BI)	19,148.16	18,880.30	-1.40%
Commercial Services (CS)	2,315.99	2,298.50	-0.76%
Exchange Traded Funds Market Cap in Billions TZS	181.07	180.80	-0.15%
Domestic Market Cap in Trillions TZS	23.60	23.31	-1.19%
Total Market Cap in Trillions TZS	34.38	34.03	-1.01%
Exchange Traded Funds Turnover in Billions TZS	0.04	0.07	81.75%
Equity Turnover in Billions TZS	16.11	3.61	-77.57%
Face Value Bonds Turnover in Billions TZS	46.40	61.11	31.68%

## Top Movers



## Currency & Commodity Movements

Currency/Commodity	16-Apr-26	17-Apr-26	Daily % Change
USD	2,600.99	2,602.01	0.04%
EUR	3,066.05	3,065.43	-0.02%
GBP	3,525.90	3,524.69	-0.03%
KES	20.11	20.12	0.08%
UGX	0.70	0.70	0.11%
ZAR	158.64	158.69	0.03%
CNY	381.29	381.42	0.03%
GOLD	12,521,685	12,539,577	0.14%

## Upcoming Treasury Bond Auction

Auction Date	Bond Tenure	Annual Coupon	Semi Annual Coupon	Effective Date
29-Apr-26	5-Years	TBD	TBD	30-Apr-31



**SOLOMON** Stockbrokers



research@solomon.co.tz



+255 764 269 090/+255 714 269 090



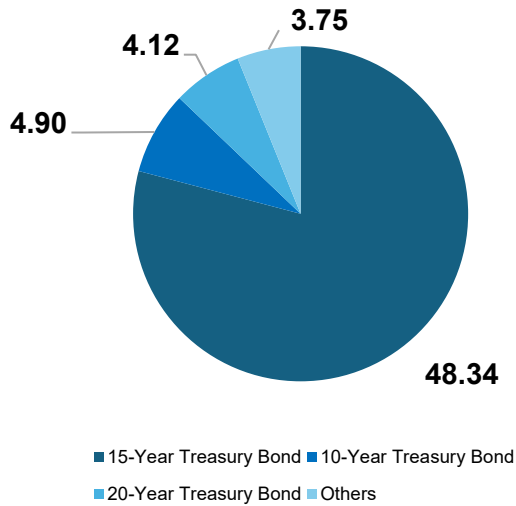
PSSSF House, Ground Floor, Samora Avenue/Morogoro Rd Dar es Salaam

Company	17-Apr-26	Daily Gain/Loss	Daily High	Daily Low	Turnover in Mlns TZS	Volumes Traded	Outstanding Bids	Outstanding Offers	Market Cap in Blns TZS
AFRIPRISE	790	1.28%	795	780	18.03	22,833	9,688	9,192	115.37
CRDB	2,790	-2.79%	2,900	2,730	3,109.40	1,112,690	23,200	393,862	7,287.03
DCB	665	0.76%	700	640	13.67	20,551	2,131	198,714	127.40
DSE	6,480	-0.92%	6,530	6,300	8.31	1,284	96	7,993	154.38
JHL	8,650	0.00%	0	0	0.00	0	0	0	626.89
KCB	1,780	0.56%	1,780	1,770	111.17	62,529	0	34,261	5,287.20
MBP	2,500	-1.57%	2,520	2,460	12.71	5,079	5,718	3,833	74.97
MCB	1,590	0.63%	1,600	1,530	8.77	5,518	1,820	4,412	98.30
MKCB	4,930	0.00%	4,950	4,900	4.85	984	1,697	16,710	116.13
MUCOBA	740	-5.13%	760	740	3.27	4,408	16,000	35,284	24.17
NICO	3,810	-2.06%	3,890	3,600	10.10	2,648	1,755	12,784	234.87
NMB	13,800	0.00%	13,800	13,700	138.17	10,017	1,120	8,856	6,900.00
YETU	510	0.00%	0	0	0.00	0	0	0	6.18
EABL	5,020	-0.20%	0	0	0.00	0	0	0	3,969.69
JATU	265	0.00%	0	0	0.00	0	0	0	5.28
TBL	9,910	-1.88%	10,000	9,900	36.23	3,652	0	8,876	2,924.01
TCC	12,600	1.61%	12,600	12,600	34.60	2,746	1,449	10,146	1,260.00
TCCL	2,930	-2.01%	3,000	2,860	32.80	11,183	169	496	559.67
TOL	960	1.05%	960	950	1.91	1,994	21,534	7,092	55.21
TPCC	7,360	-0.41%	7,400	7,300	18.06	2,456	218	9,448	1,324.23
TTP	615	0.82%	625	585	0.46	753	96	3,489	58.46
KA**	135	-10.00%	0	0	0.00	0	0	0	766.99
NMG	300	-1.64%	0	0	0.00	0	0	0	56.56
PAL	475	-4.04%	490	450	8.35	17,630	10,706	157,727	76.22
SWIS	2,630	-0.38%	2,650	2,600	6.07	2,309	653	406	94.68
VODA	790	-0.63%	800	760	35.17	44,430	8,560	54,812	1,769.60
SWALA	450	0.00%	0	0	0.00	0	0	0	47.79
USL	25	0.00%	0	0	0.00	0	0	0	9.10
<b>DSEI</b>	<b>3,917</b>	<b>-1.01%</b>			<b>3,612.10</b>	<b>1,335,694</b>			<b>34,030.37</b>

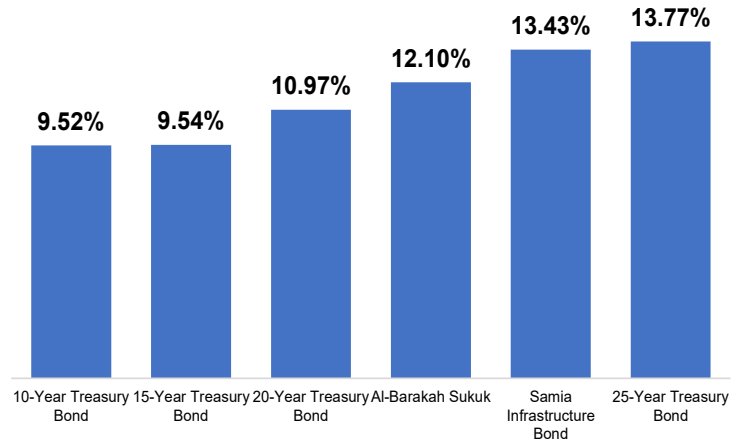
Exchange Traded Funds	17-Apr-26	Daily Gain/Loss	Daily High	Daily Low	Turnover in Mlns TZS	Volumes Traded	Outstanding Bids	Outstanding Offers	Market Cap in Blns TZS
iEACLC - ETF	1,190	0.00%	1,200	1,180	59.28	49,726	52,327	0	160.01
VIS-ETF	385	0.00%	390	380	13.22	34,203	4,789	0	20.79
<b>Total</b>					<b>72.50</b>	<b>83,929</b>			<b>180.80</b>



## Secondary Markets Bonds Turnover in Billions TZS



## Weighted Avg Yield to Maturity (Secondary Markets)



## Latest Treasury Bond Results

Primary Markets	2-year Bonds	5-year Bond	10-year Bond	15-year Bond	20-year Bond	25-year Bond
Bond No	697	689	699	696	698	695
Auction Dates	4-Mar-26	26-Nov-25	15-Apr-26	18-Feb-26	18-Mar-26	4-Feb-26
Coupon Rates	9.50%	10.75%	10.50%	12.25%	12.00%	13.25%
Redemption Dates	5-Mar-28	27-Nov-30	16-Apr-36	19-Feb-41	19-Mar-46	5-Feb-51
Number of bids received	86	67	148	171	984	580
Number of successful bids	48	38	127	40	166	105
Highest bid/100	105.00%	104.00%	112.90%	113.50%	115.00%	110.50%
Lowest bid/100	97.54%	91.90%	97.00%	90.00%	95.00%	85.00%
Minimum successful price/100	101.10%	98.00%	100.00%	109.08%	109.00%	109.00%
successful bids (WAP)	102.03%	100.76%	107.03%	110.75%	110.70%	109.87%
Yield-to-maturity (Weighted Avg)	8.36%	10.54%	9.40%	10.78%	10.71%	11.99%
Weighted Average Coupon Yield	9.31%	10.67%	9.81%	11.06%	10.84%	12.06%
Amount offered TZS Millions	119,190.00	174,930.00	144,550.00	165,490.00	236,250.00	187,240.00
Total tendered TZS Millions	215,363.50	210,666.40	149,773.60	1,167,810.20	1,588,584.10	1,310,042.90
Under/oversubscribed (+/-) TZS Mlns	-96,173.50	-35,736.40	-5,223.60	-1,002,320.20	-1,352,334.10	-1,122,802.90
Successful bids TZS Millions	107,845.50	137,442.90	124,260.10	139,112.70	236,261.20	187,240.00
Coupon 1	5-Sep	27-May	16-Apr	19-Feb	19-Jun	5-Aug
Coupon 2	5-Mar	17-Nov	16-Oct	19-Aug	19-Mar	5-Feb
Accrued Interest	2.40	0.00	2.33	0.00	0.00	0.00



**SOLOMON** Stockbrokers



research@solomon.co.tz



+255 764 269 090/+255 714 269 090



PSSSF House, Ground Floor, Samora Avenue/Morogoro Rd Dar es Salaam

## Important Disclaimer!

[All care has been taken in the preparation of this commercial document and the information contained therein has been derived from sources believed to be accurate and reliable. If you are in any doubt about the contents of this document do not hesitate to contact the above mentioned. SOLOMON Stockbrokers Ltd does not assume responsibility for any error, omission or opinion expressed. Anyone acting on the information or opinion does so at his own risk. This information has been sent to you for your information and may not be reproduced. Unauthorised use or disclosure of this document is strictly prohibited. © Copyright 2026 SOLOMON Stockbrokers Ltd. All rights reserved]



# SOLOMON Stockbrokers

*A Member of Dar es Salaam Stock Exchange & Authorized Dealer of Government Securities*

**STOCKBROKERS / DEALERS**

**INVESTMENT ADVISERS**

**FUND MANAGERS**

## PROFILE

The Company is licensed as Stockbrokers / Dealers, Investment Advisers and Fund Managers by the Capital Markets and Securities Authority (CMSA). SOLOMON is also licensed as a Primary Dealer of Government Securities by the Bank of Tanzania (BoT).

PSSSF House, Ground Floor  
Samora Avenue / Morogoro Road  
P.O. Box 77049  
Dar es Salaam

+255 764 269090  
+255 714 269090

[research@solomon.co.tz](mailto:research@solomon.co.tz)

[www.solomon.co.tz](http://www.solomon.co.tz)



[@sstockbrokers](https://www.instagram.com/sstockbrokers)

[#elimuYaUwekezajiHisa](https://twitter.com/elimuYaUwekezajiHisa)