

25.1825 J 000078



**SOLOMON** Stockbrokers

**THE DAILY TICKER**  
**For the day ending**  
**16th April 2026**



[research@solomon.co.tz](mailto:research@solomon.co.tz)



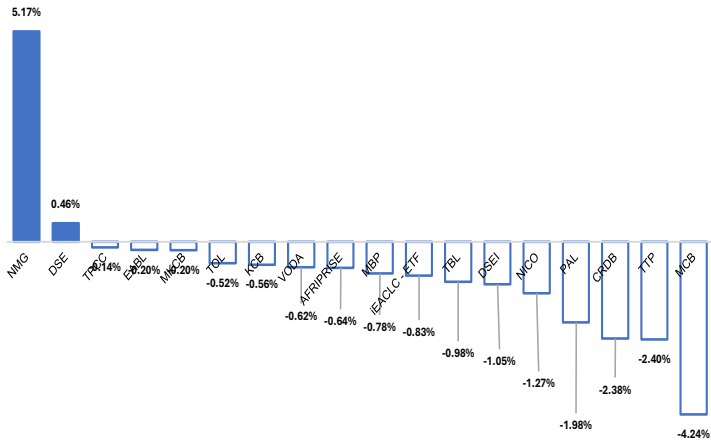
+255 764 269 090/+255 714 269 090



PSSSF House, Ground Floor, Samora Avenue/Morogoro Rd Dar es Salaam

Dar-es-Salaam Stock Exchange Market Performance			
Indicators	15-Apr-26	16-Apr-26	Daily % Change
All Share Index (DSEI)	3,998.65	3,956.80	-1.05%
Tanzania Share Index (TSI)	8,812.12	8,722.07	-1.02%
Industrial & Allied Index (IA)	5,183.28	5,155.99	-0.53%
Banks, Finance & Investment Index (BI)	19,394.84	19,148.16	-1.27%
Commercial Services (CS)	2,331.16	2,315.99	-0.65%
Exchange Traded Funds Market Cap in Billions TZS	181.88	181.07	-0.45%
Domestic Market Cap in Trillions TZS	23.84	23.60	-1.02%
Total Market Cap in Trillions TZS	34.74	34.38	-1.05%
Exchange Traded Funds Turnover in Billions TZS	0.07	0.04	-40.16%
Equity Turnover in Billions TZS	6.13	16.11	162.61%
Face Value Bonds Turnover in Billions TZS	21.62	46.40	114.68%

### Top Movers



### Currency & Commodity Movements

Currency/Commodity	15-Apr-26	16-Apr-26	Daily % Change
USD	2,600.82	2,600.99	0.01%
EUR	3,068.97	3,066.05	-0.10%
GBP	3,531.13	3,525.90	-0.15%
KES	20.10	20.11	0.05%
UGX	0.70	0.70	0.33%
ZAR	159.03	158.64	-0.24%
CNY	381.58	381.29	-0.07%
GOLD	12,454,029	12,521,685	0.54%

### Upcoming Treasury Bond Auction

Auction Date	Bond Tenure	Annual Coupon	Semi Annual Coupon	Effective Date
29-Apr-26	5-Years	TBD	TBD	30-Apr-31



research@solomon.co.tz



+255 764 269 090/+255 714 269 090



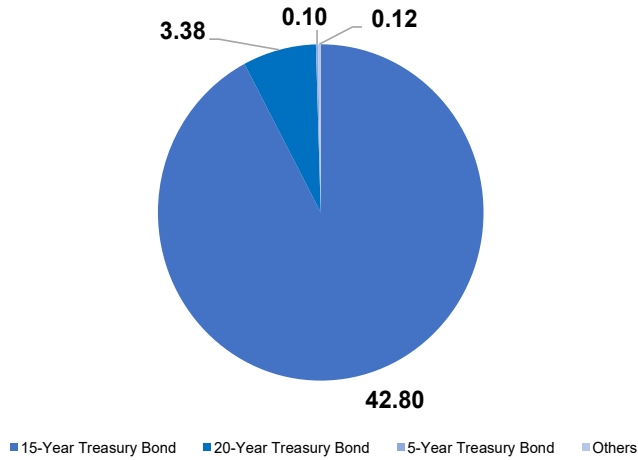
PSSSF House, Ground Floor, Samora Avenue/Morogoro Rd Dar es Salaam

Company	16-Apr-26	Daily Gain/Loss	Daily High	Daily Low	Turnover in Mlns TZS	Volumes Traded	Outstanding Bids	Outstanding Offers	Market Cap in Blns TZS
AFRIPRISE	780	-0.64%	800	750	37.11	47,491	5,858	25,538	113.91
CRDB	2,870	-2.38%	2,950	2,790	14,213.21	5,017,357	23,062	475,864	7,495.98
DCB	660	-5.04%	700	600	36.77	55,898	922	85,716	126.44
DSE	6,540	0.46%	6,540	6,000	4.78	740	136	7,564	155.81
JHL	8,650	0.00%	0	0	0.00	0	0	0	626.89
KCB	1,770	-0.56%	1,780	1,770	3.16	1,785	0	20,290	5,257.50
MBP	2,540	-0.78%	2,650	2,500	11.03	4,324	684	16,279	76.17
MCB	1,580	-4.24%	1,640	1,450	3.23	2,044	108	12,067	97.68
MKCB	4,930	-0.20%	4,950	4,900	7.30	1,481	1,952	12,759	116.13
MUCOBA	780	0.00%	780	755	4.54	5,838	48	31,286	25.48
NICO	3,890	-1.27%	3,990	3,800	17.75	4,563	665	7,921	239.80
NMB	13,800	0.00%	13,810	13,790	1,627.61	117,943	1,728	23,983	6,900.00
YETU	510	0.00%	0	0	0.00	0	0	0	6.18
EABL	5,030	-0.20%	0	0	0.00	0	0	0	3,977.60
JATU	265	0.00%	0	0	0.00	0	0	0	5.28
TBL	10,100	-0.98%	10,150	10,000	33.76	3,342	0	5,987	2,980.07
TCC	12,400	0.00%	12,600	12,390	27.94	2,252	1,407	0	1,240.00
TCCL	2,990	0.00%	3,000	2,990	3.68	1,231	2,364	41,687	571.13
TOL	950	-0.52%	960	910	9.98	10,496	16,229	6,273	54.63
TPCC	7,390	-0.14%	7,400	7,390	20.62	2,788	63	10,928	1,329.63
TTP	610	-2.40%	625	580	0.48	799	1,108	3,194	57.98
KA**	150	-9.09%	0	0	0.00	0	0	0	852.21
NMG	305	5.17%	0	0	0.00	0	0	0	57.50
PAL	495	-1.98%	530	490	4.69	9,483	868	20,714	79.43
SWIS	2,640	0.00%	2,650	2,640	8.04	3,042	232	836	95.04
VODA	795	-0.62%	800	795	31.73	39,849	24,376	35,837	1,780.80
SWALA	450	0.00%	0	0	0.00	0	0	0	47.79
USL	25	0.00%	0	0	0.00	0	0	0	9.10
<b>DSEI</b>	<b>3,957</b>	<b>-1.05%</b>			<b>16,107.41</b>	<b>5,332,746</b>			<b>34,376.15</b>

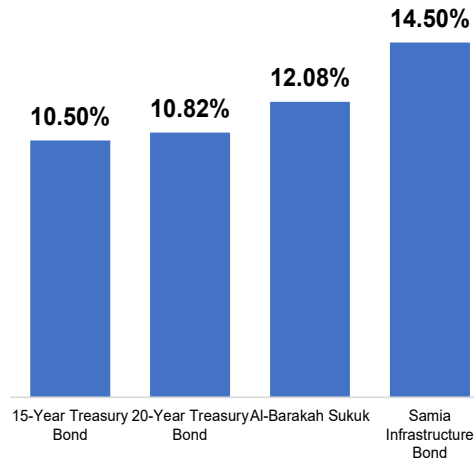
Exchange Traded Funds	16-Apr-26	Daily Gain/Loss	Daily High	Daily Low	Turnover in Mlns TZS	Volumes Traded	Outstanding Bids	Outstanding Offers	Market Cap in Blns TZS
iEACLC - ETF	1,190	-0.83%	1,200	1,180	28.46	23,851	50,566	0	160.01
VIS-ETF	390	0.00%	395	380	11.43	29,462	9,433	0	21.06
<b>Total</b>					<b>39.89</b>	<b>53,313</b>			<b>181.07</b>



## Secondary Markets Bonds Turnover in Billions TZS



## Weighted Avg Yield to Maturity (Secondary Markets)



## Latest Treasury Bond Results

Primary Markets	2-year Bonds	5-year Bond	10-year Bond	15-year Bond	20-year Bond	25-year Bond
Bond No	697	689	699	696	698	695
Auction Dates	4-Mar-26	26-Nov-25	15-Apr-26	18-Feb-26	18-Mar-26	4-Feb-26
Coupon Rates	9.50%	10.75%	10.50%	12.25%	12.00%	13.25%
Redemption Dates	5-Mar-28	27-Nov-30	16-Apr-36	19-Feb-41	19-Mar-46	5-Feb-51
Number of bids received	86	67	148	171	984	580
Number of successful bids	48	38	127	40	166	105
Highest bid/100	105.00%	104.00%	112.90%	113.50%	115.00%	110.50%
Lowest bid/100	97.54%	91.90%	97.00%	90.00%	95.00%	85.00%
Minimum successful price/100	101.10%	98.00%	100.00%	109.08%	109.00%	109.00%
successful bids (WAP)	102.03%	100.76%	107.03%	110.75%	110.70%	109.87%
Yield-to-maturity (Weighted Avg)	8.36%	10.54%	9.40%	10.78%	10.71%	11.99%
Weighted Average Coupon Yield	9.31%	10.67%	9.81%	11.06%	10.84%	12.06%
Amount offered TZS Millions	119,190.00	174,930.00	144,550.00	165,490.00	236,250.00	187,240.00
Total tendered TZS Millions	215,363.50	210,666.40	149,773.60	1,167,810.20	1,588,584.10	1,310,042.90
Under/oversubscribed (+/-) TZS Mlns	-96,173.50	-35,736.40	-5,223.60	-1,002,320.20	-1,352,334.10	-1,122,802.90
Successful bids TZS Millions	107,845.50	137,442.90	124,260.10	139,112.70	236,261.20	187,240.00
Coupon 1	5-Sep	27-May	16-Apr	19-Feb	19-Jun	5-Aug
Coupon 2	5-Mar	17-Nov	16-Oct	19-Aug	19-Mar	5-Feb
Accrued Interest	2.40	0.00	2.33	0.00	0.00	0.00



**SOLOMON** Stockbrokers



research@solomon.co.tz



+255 764 269 090/+255 714 269 090



PSSSF House, Ground Floor, Samora Avenue/Morogoro Rd Dar es Salaam

## Important Disclaimer!

[All care has been taken in the preparation of this commercial document and the information contained therein has been derived from sources believed to be accurate and reliable. If you are in any doubt about the contents of this document do not hesitate to contact the above mentioned. SOLOMON Stockbrokers Ltd does not assume responsibility for any error, omission or opinion expressed. Anyone acting on the information or opinion does so at his own risk. This information has been sent to you for your information and may not be reproduced. Unauthorised use or disclosure of this document is strictly prohibited. © Copyright 2026 SOLOMON Stockbrokers Ltd. All rights reserved]



# SOLOMON Stockbrokers

*A Member of Dar es Salaam Stock Exchange & Authorized Dealer of Government Securities*

**STOCKBROKERS / DEALERS**

**INVESTMENT ADVISERS**

**FUND MANAGERS**

## PROFILE

The Company is licensed as Stockbrokers / Dealers, Investment Advisers and Fund Managers by the Capital Markets and Securities Authority (CMSA). SOLOMON is also licensed as a Primary Dealer of Government Securities by the Bank of Tanzania (BoT).

PSSSF House, Ground Floor  
Samora Avenue / Morogoro Road  
P.O. Box 77049  
Dar es Salaam

+255 764 269090  
+255 714 269090

[research@solomon.co.tz](mailto:research@solomon.co.tz)

[@sstockbrokers](https://www.instagram.com/sstockbrokers)

[#elimuYaUwekezajiHisa](https://twitter.com/elimuYaUwekezajiHisa)

[www.solomon.co.tz](http://www.solomon.co.tz)