

25.1825 J 000078



SOLOMON Stockbrokers

THE DAILY TICKER
For the day ending
15th April 2026



research@solomon.co.tz



+255 764 269 090/+255 714 269 090

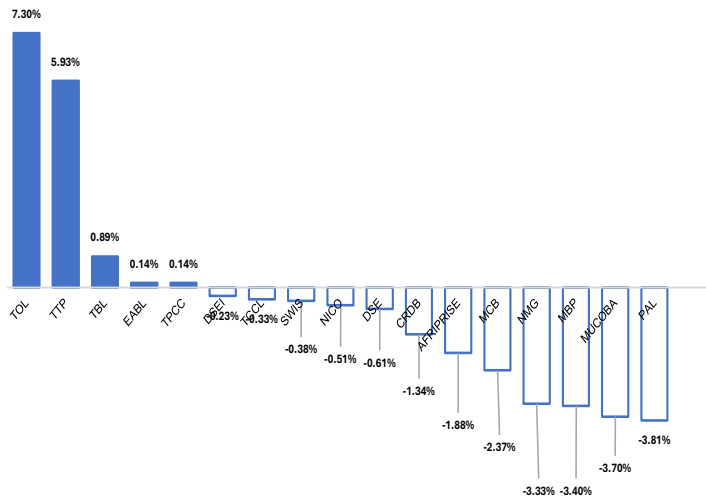


PSSSF House, Ground Floor, Samora Avenue/Morogoro Rd Dar es Salaam

Dar-es-Salaam Stock Exchange Market Performance

Indicators	14-Apr-26	15-Apr-26	Daily % Change
All Share Index (DSEI)	4,008.02	3,998.65	-0.23%
Tanzania Share Index (TSI)	8,843.56	8,812.12	-0.36%
Industrial & Allied Index (IA)	5,155.59	5,183.28	0.54%
Banks, Finance & Investment Index (BI)	19,538.26	19,394.84	-0.73%
Commercial Services (CS)	2,335.39	2,331.16	-0.18%
Exchange Traded Funds Market Cap in Billions TZS	181.88	181.88	0.00%
Domestic Market Cap in Trillions TZS	23.92	23.84	-0.36%
Total Market Cap in Trillions TZS	34.82	34.74	-0.23%
Exchange Traded Funds Turnover in Billions TZS	0.13	0.07	-47.56%
Equity Turnover in Billions TZS	5.34	6.13	14.79%
Face Value Bonds Turnover in Billions TZS	99.52	21.62	-78.28%

Top Movers



Currency & Commodity Movements

Currency/Commodity	14-Apr-26	15-Apr-26	Daily % Change
USD	2,598.98	2,600.82	0.07%
EUR	3,040.55	3,068.97	0.93%
GBP	3,492.77	3,531.13	1.10%
KES	20.05	20.10	0.23%
UGX	0.69	0.70	1.07%
ZAR	157.08	159.03	1.24%
CNY	380.40	381.58	0.31%
GOLD	12,303,310	12,454,029	1.23%

Upcoming Treasury Bond Auction

Auction Date	Bond Tenure	Annual Coupon	Semi Annual Coupon	Effective Date
29-Apr-26	5-Years	TBD	TBD	30-Apr-31



SOLOMON Stockbrokers



research@solomon.co.tz



+255 764 269 090/+255 714 269 090



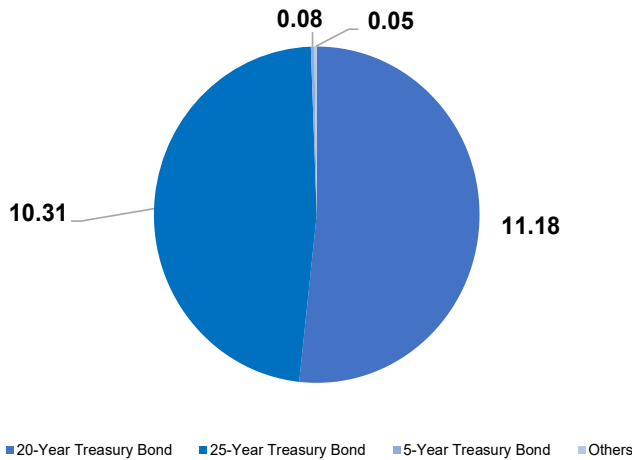
PSSSF House, Ground Floor, Samora Avenue/Morogoro Rd Dar es Salaam

Company	15-Apr-26	Daily Gain/Loss	Daily High	Daily Low	Turnover in Mlns TZS	Volumes Traded	Outstanding Bids	Outstanding Offers	Market Cap in Blns TZS
AFRIPRISE	785	-1.88%	840	740	14.47	18,425	1,524	30,034	114.64
CRDB	2,940	-1.34%	2,980	2,900	1,919.53	653,795	51,468	769,310	7,678.81
DCB	695	0.00%	705	680	27.71	39,838	29,269	89,419	133.14
DSE	6,510	-0.61%	6,550	6,500	11.78	1,807	60	7,132	155.09
JHL	8,650	0.00%	0	0	0.00	0	0	0	626.89
KCB	1,780	0.00%	1,780	1,780	549.48	310,383	0	7,075	5,287.20
MBP	2,560	-3.40%	2,650	2,550	6.50	2,528	2,059	7,759	76.77
MCB	1,650	-2.37%	1,700	1,640	1.97	1,188	0	11,454	102.01
MKCB	4,940	0.00%	4,950	4,900	6.01	1,218	819	13,702	116.36
MUCOBA	780	-3.70%	800	780	7.60	9,739	164	33,556	25.48
NICO	3,940	-0.51%	4,000	3,880	26.27	6,669	1,033	7,631	242.88
NMB	13,800	0.00%	13,810	13,700	3,466.57	250,919	2,123	29,518	6,900.00
YETU	510	0.00%	0	0	0.00	0	0	0	6.18
EABL	5,040	0.14%	0	0	0.00	0	0	0	3,985.50
JATU	265	0.00%	0	0	0.00	0	0	0	5.28
TBL	10,200	0.89%	10,200	10,000	21.20	2,083	117	3,224	3,009.57
TCC	12,400	0.00%	12,600	12,350	13.77	1,109	18	2,105	1,240.00
TCCL	2,990	-0.33%	3,000	2,930	6.42	2,145	1,537	41,907	571.13
TOL	955	7.30%	980	950	17.26	18,096	9,053	38,935	54.92
TPCC	7,400	0.14%	7,400	7,390	5.99	810	259	10,868	1,331.43
TTP	625	5.93%	625	600	0.43	690	1,288	6,574	59.41
KA**	165	0.00%	0	0	0.00	0	0	0	937.44
NMG	290	-3.33%	0	0	0.00	0	0	0	54.68
PAL	505	-3.81%	530	495	2.95	5,810	372	19,648	81.04
SWIS	2,640	-0.38%	2,650	2,630	3.73	1,410	2,127	6,566	95.04
VODA	800	0.00%	800	795	23.83	29,850	53,802	49,817	1,792.00
SWALA	450	0.00%	0	0	0.00	0	0	0	47.79
USL	25	0.00%	0	0	0.00	0	0	0	9.10
DSEI	3,999	-0.23%			6,133.47	1,358,512			34,739.78

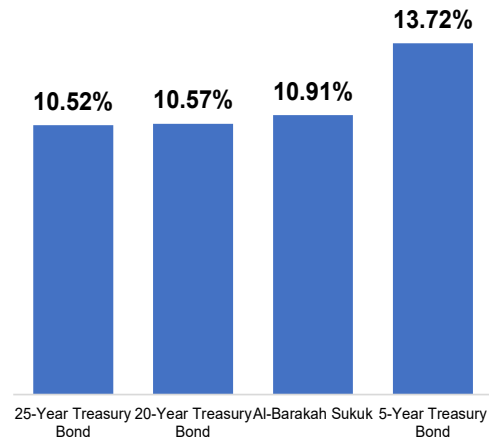
Exchange Traded Funds	15-Apr-26	Daily Gain/Loss	Daily High	Daily Low	Turnover in Mlns TZS	Volumes Traded	Outstanding Bids	Outstanding Offers	Market Cap in Blns TZS
iEACLC - ETF	1,200	0.00%	1,210	1,180	31.81	26,445	26,001	0	160.82
VIS-ETF	390	0.00%	395	380	34.85	89,928	6,822	0	21.06
Total					66.66	116,373			181.88



Secondary Markets Bonds Turnover in Billions TZS



Weighted Avg Yield to Maturity (Secondary Markets)



Latest Treasury Bond Results

Primary Markets	2-year Bonds	5-year Bond	10-year Bond	15-year Bond	20-year Bond	25-year Bond
Bond No	697	689	699	696	698	695
Auction Dates	4-Mar-26	26-Nov-25	15-Apr-26	18-Feb-26	18-Mar-26	4-Feb-26
Coupon Rates	9.50%	10.75%	10.50%	12.25%	12.00%	13.25%
Redemption Dates	5-Mar-28	27-Nov-30	16-Apr-36	19-Feb-41	19-Mar-46	5-Feb-51
Number of bids received	86	67	148	171	984	580
Number of successful bids	48	38	127	40	166	105
Highest bid/100	105.00%	104.00%	112.90%	113.50%	115.00%	110.50%
Lowest bid/100	97.54%	91.90%	97.00%	90.00%	95.00%	85.00%
Minimum successful price/100	101.10%	98.00%	100.00%	109.08%	109.00%	109.00%
successful bids (WAP)	102.03%	100.76%	107.03%	110.75%	110.70%	109.87%
Yield-to-maturity (Weighted Avg)	8.36%	10.54%	9.40%	10.78%	10.71%	11.99%
Weighted Average Coupon Yield	9.31%	10.67%	9.81%	11.06%	10.84%	12.06%
Amount offered TZS Millions	119,190.00	174,930.00	144,550.00	165,490.00	236,250.00	187,240.00
Total tendered TZS Millions	215,363.50	210,666.40	149,773.60	1,167,810.20	1,588,584.10	1,310,042.90
Under/oversubscribed (+/-) TZS Mlns	-96,173.50	-35,736.40	-5,223.60	-1,002,320.20	-1,352,334.10	-1,122,802.90
Successful bids TZS Millions	107,845.50	137,442.90	124,260.10	139,112.70	236,261.20	187,240.00
Coupon 1	5-Sep	27-May	16-Apr	19-Feb	19-Jun	5-Aug
Coupon 2	5-Mar	17-Nov	16-Oct	19-Aug	19-Mar	5-Feb
Accrued Interest	2.40	0.00	2.33	0.00	0.00	0.00



SOLOMON Stockbrokers



research@solomon.co.tz



+255 764 269 090/+255 714 269 090



PSSSF House, Ground Floor, Samora Avenue/Morogoro Rd Dar es Salaam

Important Disclaimer!

[All care has been taken in the preparation of this commercial document and the information contained therein has been derived from sources believed to be accurate and reliable. If you are in any doubt about the contents of this document do not hesitate to contact the above mentioned. SOLOMON Stockbrokers Ltd does not assume responsibility for any error, omission or opinion expressed. Anyone acting on the information or opinion does so at his own risk. This information has been sent to you for your information and may not be reproduced. Unauthorised use or disclosure of this document is strictly prohibited. © Copyright 2026 SOLOMON Stockbrokers Ltd. All rights reserved]



SOLOMON Stockbrokers

A Member of Dar es Salaam Stock Exchange & Authorized Dealer of Government Securities

STOCKBROKERS / DEALERS

INVESTMENT ADVISERS

FUND MANAGERS

PROFILE

The Company is licensed as Stockbrokers / Dealers, Investment Advisers and Fund Managers by the Capital Markets and Securities Authority (CMSA). SOLOMON is also licensed as a Primary Dealer of Government Securities by the Bank of Tanzania (BoT).

PSSSF House, Ground Floor
Samora Avenue / Morogoro Road
P.O. Box 77049
Dar es Salaam

+255 764 269090
+255 714 269090

research@solomon.co.tz

[@sstockbrokers](https://www.instagram.com/sstockbrokers)

[#elimuYaUwekezajiHisa](https://twitter.com/elimuYaUwekezajiHisa)

www.solomon.co.tz