

25.1825 J 000078



**SOLOMON** Stockbrokers

# THE DAILY TICKER

## For the day ending 14th April 2026



[research@solomon.co.tz](mailto:research@solomon.co.tz)



+255 764 269 090/+255 714 269 090

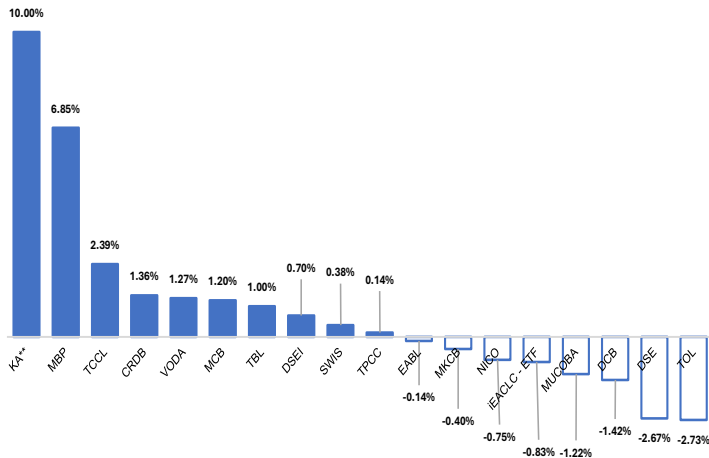


PSSSF House, Ground Floor, Samora Avenue/Morogoro Rd Dar es Salaam

## Dar-es-Salaam Stock Exchange Market Performance

Indicators	13-Apr-26	14-Apr-26	Daily % Change
All Share Index (DSEI)	3,980.12	4,008.02	0.70%
Tanzania Share Index (TSI)	8,783.42	8,843.56	0.68%
Industrial & Allied Index (IA)	5,122.21	5,155.59	0.65%
Banks, Finance & Investment Index (BI)	19,411.10	19,538.26	0.66%
Commercial Services (CS)	2,311.28	2,335.39	1.04%
Exchange Traded Funds Market Cap in Billions TZS	183.49	181.88	-0.88%
Domestic Market Cap in Trillions TZS	23.76	23.92	0.68%
Total Market Cap in Trillions TZS	34.58	34.82	0.70%
Exchange Traded Funds Turnover in Billions TZS	0.12	0.13	8.91%
Equity Turnover in Billions TZS	4.42	5.34	20.89%
Face Value Bonds Turnover in Billions TZS	28.00	99.52	255.42%

## Top Movers



## Currency & Commodity Movements

Currency/Commodity	13-Apr-26	14-Apr-26	Daily % Change
USD	2,597.08	2,598.98	0.07%
EUR	3,044.30	3,040.55	-0.12%
GBP	3,495.93	3,492.77	-0.09%
KES	20.05	20.05	0.00%
UGX	0.70	0.69	-1.13%
ZAR	158.43	157.08	-0.85%
CNY	380.35	380.40	0.01%
GOLD	12,415,727	12,303,310	-0.91%

## Upcoming Treasury Bond Auction

Auction Date	Bond Tenure	Annual Coupon	Semi Annual Coupon	Effective Date
15-Apr-26	10-Years	10.50%	5.25%	16-Apr-36



**SOLOMON** Stockbrokers



research@solomon.co.tz



+255 764 269 090/+255 714 269 090



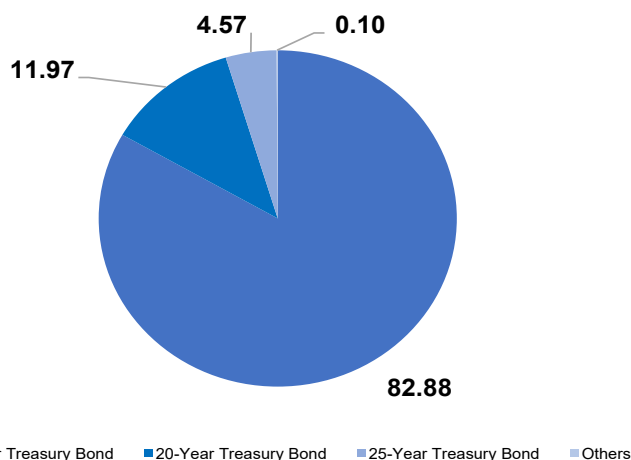
PSSSF House, Ground Floor, Samora Avenue/Morogoro Rd Dar es Salaam

Company	14-Apr-26	Daily Gain/Loss	Daily High	Daily Low	Turnover in Mlns TZS	Volumes Traded	Outstanding Bids	Outstanding Offers	Market Cap in Blns TZS
AFRIPRISE	800	0.00%	840	770	77.89	97,565	7,046	10,134	116.83
CRDB	2,980	1.36%	3,010	2,940	4,310.27	1,447,972	89,117	290,029	7,783.28
DCB	695	-1.42%	705	670	21.63	31,098	19,946	43,741	133.14
DSE	6,550	-2.67%	6,600	6,540	11.00	1,679	906	7,537	156.05
JHL	8,650	0.00%	0	0	0.00	0	0	0	626.89
KCB	1,780	0.00%	1,780	1,780	4.30	2,416	0	8,978	5,287.20
MBP	2,650	6.85%	2,750	2,500	14.53	5,485	3,128	8,046	79.47
MCB	1,690	1.20%	1,750	1,650	11.35	6,718	545	10,539	104.48
MKCB	4,940	-0.40%	4,950	4,900	18.52	3,748	1,552	16,148	116.36
MUCOBA	810	-1.22%	810	750	25.54	31,618	1,043	13,996	26.46
NICO	3,960	-0.75%	4,000	3,910	198.81	50,238	1,019	5,858	244.11
NMB	13,800	0.00%	13,990	13,530	528.74	38,320	1,167	77,236	6,900.00
YETU	510	0.00%	0	0	0.00	0	0	0	6.18
EABL	5,033	-0.14%	0	0	0.00	0	0	0	3,979.97
JATU	265	0.00%	0	0	0.00	0	0	0	5.28
TBL	10,110	1.00%	10,200	9,820	32.61	3,229	148	3,461	2,983.02
TCC	12,400	0.00%	12,500	12,400	8.28	667	42	954	1,240.00
TCCL	3,000	2.39%	3,000	2,930	26.46	8,828	1,150	41,172	573.04
TOL	890	-2.73%	950	850	4.41	4,941	1,058	46,263	51.18
TPCC	7,390	0.14%	7,400	7,290	23.56	3,192	415	0	1,329.63
TTP	590	-4.84%	625	565	0.69	1,177	1,087	9,364	56.08
KA**	165	10.00%	0	0	0.00	0	0	0	937.44
NMG	300	0.00%	0	0	0.00	0	0	0	56.56
PAL	525	-2.78%	540	495	4.82	9,178	867	21,207	84.25
SWIS	2,650	0.38%	2,790	2,600	2.38	892	537	7,276	95.40
VODA	800	1.27%	800	790	17.32	21,717	60,657	30,260	1,792.00
SWALA	450	0.00%	0	0	0.00	0	0	0	47.79
USL	25	0.00%	0	0	0.00	0	0	0	9.10
<b>DSEI</b>	<b>4,008</b>	<b>0.70%</b>			<b>5,343.11</b>	<b>1,770,678</b>			<b>34,821.19</b>

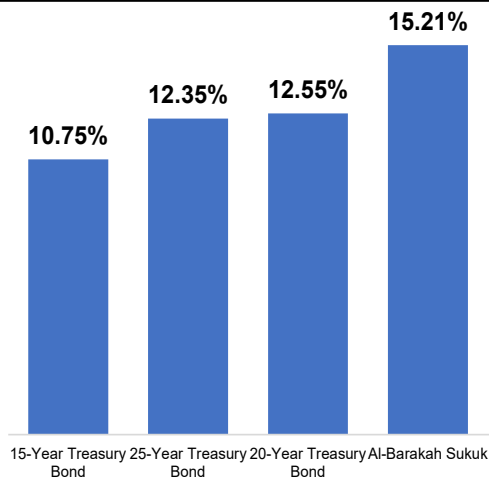
Exchange Traded Funds	14-Apr-26	Daily Gain/Loss	Daily High	Daily Low	Turnover in Mlns TZS	Volumes Traded	Outstanding Bids	Outstanding Offers	Market Cap in Blns TZS
iEACLC - ETF	1,200	-0.83%	1,220	1,190	107.06	89,118	22,940	0	161.36
VIS-ETF	380	0.00%	400	370	20.04	52,585	23,217	0	20.52
<b>Total</b>					<b>127.10</b>	<b>141,703</b>			<b>181.88</b>



## Secondary Markets Bonds Turnover in Billions TZS



## Weighted Avg Yield to Maturity (Secondary Markets)



## Latest Treasury Bond Results

Primary Markets	2-year Bonds	5-year Bond	10-year Bond	15-year Bond	20-year Bond	25-year Bond
Bond No	697	689	694	696	698	695
Auction Dates	4-Mar-26	26-Nov-25	14-Jan-26	18-Feb-26	18-Mar-26	4-Feb-26
Coupon Rates	9.50%	10.75%	11.75%	12.25%	12.00%	13.25%
Redemption Dates	5-Mar-28	27-Nov-30	15-Jan-36	19-Feb-41	19-Mar-46	5-Feb-51
Number of bids received	86	67	149	171	984	580
Number of successful bids	48	38	125	40	166	105
Highest bid/100	105.00%	104.00%	105.84%	113.50%	115.00%	110.50%
Lowest bid/100	97.54%	91.90%	88.00%	90.00%	95.00%	85.00%
Minimum successful price/100	101.10%	98.00%	100.00%	109.08%	109.00%	109.00%
successful bids (WAP)	102.03%	100.76%	102.61%	110.75%	110.70%	109.87%
Yield-to-maturity (Weighted Avg)	8.36%	10.54%	11.30%	10.78%	10.71%	11.99%
Weighted Average Coupon Yield	9.31%	10.67%	11.45%	11.06%	10.84%	12.06%
Amount offered TZS Millions	119,190.00	174,930.00	144,550.00	165,490.00	236,250.00	187,240.00
Total tendered TZS Millions	215,363.50	210,666.40	194,107.10	1,167,810.20	1,588,584.10	1,310,042.90
Under/oversubscribed (+/-) TZS Mlns	-96,173.50	-35,736.40	-49,557.10	-1,002,320.20	-1,352,334.10	-1,122,802.90
Successful bids TZS Millions	107,845.50	137,442.90	118,890.40	139,112.70	236,261.20	187,240.00
Coupon 1	5-Sep	27-May	15-Jul	19-Feb	19-Jun	5-Aug
Coupon 2	5-Mar	17-Nov	15-Jan	19-Aug	19-Mar	5-Feb
Accrued Interest	2.40	0.00	2.33	0.00	0.00	0.00



**SOLOMON** Stockbrokers



research@solomon.co.tz



+255 764 269 090/+255 714 269 090



PSSSF House, Ground Floor, Samora Avenue/Morogoro Rd Dar es Salaam

## Important Disclaimer!

[All care has been taken in the preparation of this commercial document and the information contained therein has been derived from sources believed to be accurate and reliable. If you are in any doubt about the contents of this document do not hesitate to contact the above mentioned. SOLOMON Stockbrokers Ltd does not assume responsibility for any error, omission or opinion expressed. Anyone acting on the information or opinion does so at his own risk. This information has been sent to you for your information and may not be reproduced. Unauthorised use or disclosure of this document is strictly prohibited. © Copyright 2026 SOLOMON Stockbrokers Ltd. All rights reserved]



# SOLOMON Stockbrokers

*A Member of Dar es Salaam Stock Exchange & Authorized Dealer of Government Securities*

**STOCKBROKERS / DEALERS**

**INVESTMENT ADVISERS**

**FUND MANAGERS**

## PROFILE

The Company is licensed as Stockbrokers / Dealers, Investment Advisers and Fund Managers by the Capital Markets and Securities Authority (CMSA). SOLOMON is also licensed as a Primary Dealer of Government Securities by the Bank of Tanzania (BoT).

PSSSF House, Ground Floor  
Samora Avenue / Morogoro Road  
P.O. Box 77049  
Dar es Salaam

+255 764 269090  
+255 714 269090

[research@solomon.co.tz](mailto:research@solomon.co.tz)

[www.solomon.co.tz](http://www.solomon.co.tz)



[@sstockbrokers](https://www.instagram.com/sstockbrokers)

[#elimuYaUwekezajiHisa](https://twitter.com/elimuYaUwekezajiHisa)