

25.12875 1 0000000



SOLOMON Stockbrokers

THE DAILY TICKER

For the day ending
13th April 2026



research@solomon.co.tz



+255 764 269 090/+255 714 269 090

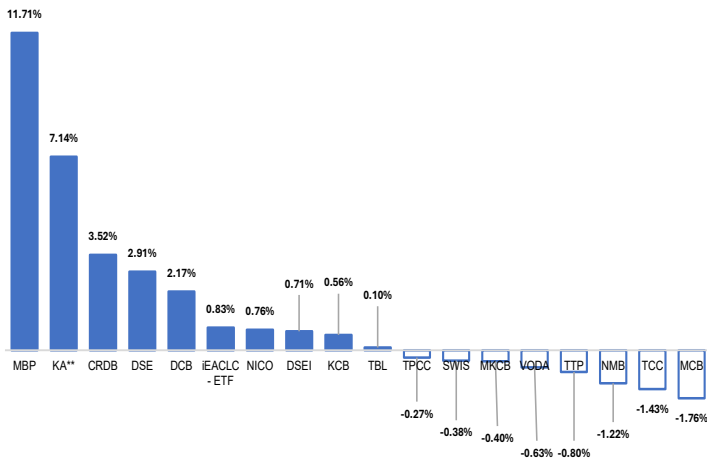


PSSSF House, Ground Floor, Samora Avenue/Morogoro Rd Dar es Salaam

Dar-es-Salaam Stock Exchange Market Performance

Indicators	10-Apr-26	13-Apr-26	Daily % Change
All Share Index (DSEI)	3,952.19	3,980.12	0.71%
Tanzania Share Index (TSI)	8,725.71	8,783.42	0.66%
Industrial & Allied Index (IA)	5,140.87	5,122.21	-0.36%
Banks, Finance & Investment Index (BI)	19,173.83	19,411.10	1.24%
Commercial Services (CS)	2,324.97	2,311.28	-0.59%
Exchange Traded Funds Market Cap in Billions TZS	182.15	183.49	0.74%
Domestic Market Cap in Trillions TZS	23.61	23.76	0.66%
Total Market Cap in Trillions TZS	34.34	34.58	0.71%
Exchange Traded Funds Turnover in Billions TZS	0.09	0.12	27.34%
Equity Turnover in Billions TZS	6.42	4.42	-31.11%
Face Value Bonds Turnover in Billions TZS	10.59	28.00	164.30%

Top Movers



Currency & Commodity Movements

Currency/Commodity	10-Apr-26	13-Apr-26	Daily % Change
USD	2,596.08	2,597.08	0.04%
EUR	3,033.01	3,044.30	0.37%
GBP	3,482.65	3,495.93	0.38%
KES	20.09	20.05	-0.15%
UGX	0.70	0.70	-0.36%
ZAR	157.89	158.43	0.34%
CNY	379.74	380.35	0.16%
GOLD	12,309,593	12,415,727	0.86%

Upcoming Treasury Bond Auction

Auction Date	Bond Tenure	Annual Coupon	Semi Annual Coupon	Effective Date
15-Apr-26	10-Years	10.50%	5.25%	16-Apr-36



SOLOMON Stockbrokers



research@solomon.co.tz



+255 764 269 090/+255 714 269 090



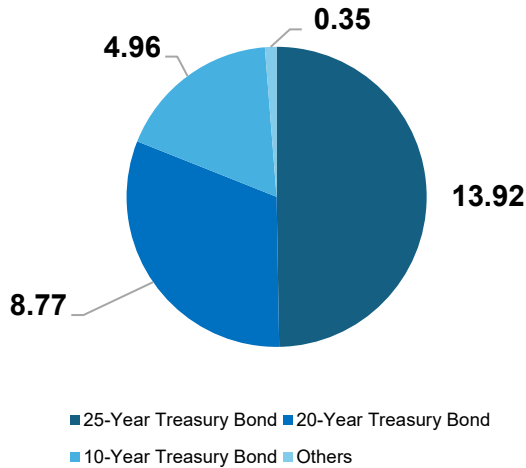
PSSSF House, Ground Floor, Samora Avenue/Morogoro Rd Dar es Salaam

Company	13-Apr-26	Daily Gain/Loss	Daily High	Daily Low	Turnover in Mlns TZS	Volumes Traded	Outstanding Bids	Outstanding Offers	Market Cap in Blns TZS
AFRIPRISE	800	0.00%	840	790	72.63	90,787	29,095	2,706	116.83
CRDB	2,940	3.52%	2,980	2,830	3,497.71	1,187,734	193,117	26,062	7,678.81
DCB	705	2.17%	710	690	82.19	117,001	21,932	51,731	135.06
DSE	6,730	2.91%	6,800	6,540	18.23	2,715	985	7,166	160.34
JHL	8,650	0.00%	0	0	0.00	0	0	0	626.89
KCB	1,780	0.56%	1,780	1,770	11.94	6,713	0	11,394	5,287.20
MBP	2,480	11.71%	2,550	2,400	14.29	5,758	3,628	301	74.37
MCB	1,670	-1.76%	1,700	1,650	6.09	3,639	2,053	4,782	103.25
MKCB	4,960	-0.40%	5,100	4,830	13.98	2,824	2,724	22,183	116.83
MUCOBA	820	-2.38%	885	810	19.07	23,214	1,761	28,771	26.79
NICO	3,990	0.76%	4,000	3,960	75.25	18,857	12,302	17,351	245.96
NMB	13,800	-1.22%	13,900	13,700	397.51	28,809	96	51,412	6,900.00
YETU	510	0.00%	0	0	0.00	0	0	0	6.18
EABL	5,040	0.00%	0	0	0.00	0	0	0	3,985.50
JATU	265	0.00%	0	0	0.00	0	0	0	5.28
TBL	10,010	0.10%	10,200	9,820	34.98	3,498	1,087	3,289	2,953.51
TCC	12,400	-1.43%	12,550	12,350	19.77	1,595	413	842	1,240.00
TCCL	2,930	0.00%	3,000	2,810	8.29	2,831	849	49,570	559.67
TOL	915	-6.15%	970	890	37.99	41,469	1,540	35,231	52.62
TPCC	7,380	-0.27%	7,400	7,370	17.14	2,320	170	2,030	1,327.83
TTP	620	-0.80%	625	565	1.38	2,280	593	9,661	58.94
KA**	150	7.14%	0	0	0.00	0	0	0	852.21
NMG	300	0.00%	0	0	0.00	0	0	0	56.56
PAL	540	0.00%	560	530	13.92	25,710	1,909	14,159	86.65
SWIS	2,640	-0.38%	2,790	2,550	9.25	3,480	245	6,026	95.04
VODA	790	-0.63%	800	760	68.18	86,606	65,578	20,011	1,769.60
SWALA	450	0.00%	0	0	0.00	0	0	0	47.79
USL	25	0.00%	0	0	0.00	0	0	0	9.10
DSEI	3,980	0.71%			4,419.77	1,657,840			34,578.81

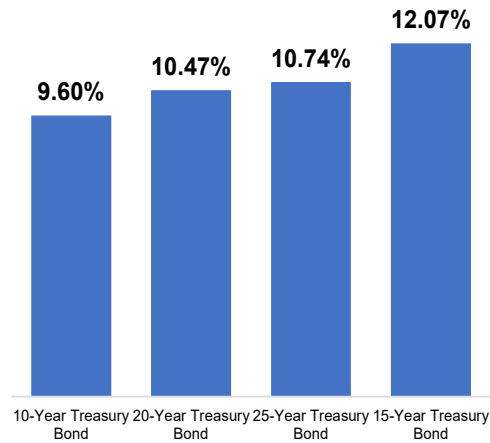
Exchange Traded Funds	13-Apr-26	Daily Gain/Loss	Daily High	Daily Low	Turnover in Mlns TZS	Volumes Traded	Outstanding Bids	Outstanding Offers	Market Cap in Blns TZS
iEACLC - ETF	1,210	0.83%	1,220	1,190	83.30	68,993	1,662	0	162.70
VIS-ETF	385	0.00%	390	375	33.40	87,229	5,857	0	20.79
Total					116.70	156,222			183.49



Secondary Markets Bonds Turnover in Billions TZS



Weighted Avg Yield to Maturity (Secondary Markets)



Latest Treasury Bond Results

Primary Markets	2-year Bonds	5-year Bond	10-year Bond	15-year Bond	20-year Bond	25-year Bond
Bond No	697	689	694	696	698	695
Auction Dates	4-Mar-26	26-Nov-25	14-Jan-26	18-Feb-26	18-Mar-26	4-Feb-26
Coupon Rates	9.50%	10.75%	11.75%	12.25%	12.00%	13.25%
Redemption Dates	5-Mar-28	27-Nov-30	15-Jan-36	19-Feb-41	19-Mar-46	5-Feb-51
Number of bids received	86	67	149	171	984	580
Number of successful bids	48	38	125	40	166	105
Highest bid/100	105.00%	104.00%	105.84%	113.50%	115.00%	110.50%
Lowest bid/100	97.54%	91.90%	88.00%	90.00%	95.00%	85.00%
Minimum successful price/100	101.10%	98.00%	100.00%	109.08%	109.00%	109.00%
successful bids (WAP)	102.03%	100.76%	102.61%	110.75%	110.70%	109.87%
Yield-to-maturity (Weighted Avg)	8.36%	10.54%	11.30%	10.78%	10.71%	11.99%
Weighted Average Coupon Yield	9.31%	10.67%	11.45%	11.06%	10.84%	12.06%
Amount offered TZS Millions	119,190.00	174,930.00	144,550.00	165,490.00	236,250.00	187,240.00
Total tendered TZS Millions	215,363.50	210,666.40	194,107.10	1,167,810.20	1,588,584.10	1,310,042.90
Under/oversubscribed (+/-) TZS Mlns	-96,173.50	-35,736.40	-49,557.10	-1,002,320.20	-1,352,334.10	-1,122,802.90
Successful bids TZS Millions	107,845.50	137,442.90	118,890.40	139,112.70	236,261.20	187,240.00
Coupon 1	5-Sep	27-May	15-Jul	19-Feb	19-Jun	5-Aug
Coupon 2	5-Mar	17-Nov	15-Jan	19-Aug	19-Mar	5-Feb
Accrued Interest	2.40	0.00	2.33	0.00	0.00	0.00



SOLOMON Stockbrokers



research@solomon.co.tz



+255 764 269 090/+255 714 269 090



PSSSF House, Ground Floor, Samora Avenue/Morogoro Rd Dar es Salaam

Important Disclaimer!

[All care has been taken in the preparation of this commercial document and the information contained therein has been derived from sources believed to be accurate and reliable. If you are in any doubt about the contents of this document do not hesitate to contact the above mentioned. SOLOMON Stockbrokers Ltd does not assume responsibility for any error, omission or opinion expressed. Anyone acting on the information or opinion does so at his own risk. This information has been sent to you for your information and may not be reproduced. Unauthorised use or disclosure of this document is strictly prohibited. © Copyright 2026 SOLOMON Stockbrokers Ltd. All rights reserved]



SOLOMON Stockbrokers

A Member of Dar es Salaam Stock Exchange & Authorized Dealer of Government Securities

STOCKBROKERS / DEALERS

INVESTMENT ADVISERS

FUND MANAGERS

PROFILE

The Company is licensed as Stockbrokers / Dealers, Investment Advisers and Fund Managers by the Capital Markets and Securities Authority (CMSA). SOLOMON is also licensed as a Primary Dealer of Government Securities by the Bank of Tanzania (BoT).

PSSSF House, Ground Floor
Samora Avenue / Morogoro Road
P.O. Box 77049
Dar es Salaam

+255 764 269090
+255 714 269090

research@solomon.co.tz

www.solomon.co.tz



[@sstockbrokers](https://www.instagram.com/sstockbrokers)

[#elimuYaUwekezajiHisa](https://twitter.com/elimuYaUwekezajiHisa)