



**SOLOMON** Stockbrokers

# THE DAILY TICKER

For the day ending  
13th February 2026



[research@solomon.co.tz](mailto:research@solomon.co.tz)



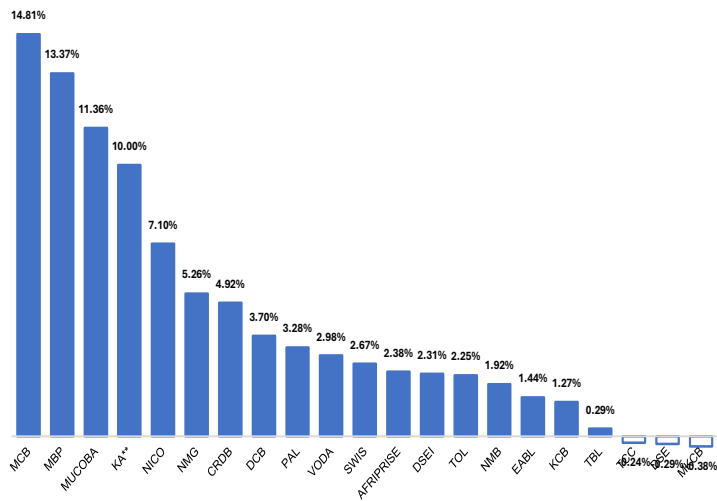
+255 764 269 090/+255 714 269 090



PSSSF House, Ground Floor, Samora Avenue/Morogoro Rd Dar es Salaam

Dar-es-Salaam Stock Exchange Market Performance			
Indicators	12-Feb-26	13-Feb-26	Daily % Change
All Share Index (DSEI)	3,672.17	3,756.82	2.31%
Tanzania Share Index (TSI)	8,213.98	8,421.38	2.52%
Industrial & Allied Index (IA)	5,091.04	5,093.67	0.05%
Banks, Finance & Investment Index (BI)	17,445.33	18,066.11	3.56%
Commercial Services (CS)	2,398.41	2,469.63	2.97%
Domestic Market Cap in Trillions TZS	22.22	22.78	2.52%
Total Market Cap in Trillions TZS	31.90	32.64	2.31%
Equity Turnover in Billions TZS	47.71	57.68	20.89%
Face Value Bonds Turnover in Billions TZS	4.99	23.16	363.67%

Top Movers



Currency & Commodity Movements

Currency/Commodity	12-Feb-26	13-Feb-26	Daily % Change
USD	2,563.25	2,569.30	0.24%
EUR	3,050.78	3,050.01	-0.03%
GBP	3,507.55	3,501.70	-0.17%
KES	19.85	19.90	0.24%
UGX	0.72	0.72	0.53%
ZAR	161.31	161.57	0.16%
CNY	370.90	372.30	0.38%
GOLD	13,052,928	12,978,961	-0.57%

Upcoming Treasury Bond Auction				
Auction Date	Bond Tenure	Annual Coupon	Semi Annual Coupon	Effective Date
19-Feb-26	15-Years	TBD	TBD	19-Feb-41



SOLOMON Stockbrokers



research@solomon.co.tz



+255 764 269 090/+255 714 269 090



PSSSF House, Ground Floor, Samora Avenue/Morogoro Rd Dar es Salaam

# Equity Market Snapshot

13th February 2026

Company	13-Feb-26	Daily Gain/Loss	Daily High	Daily Low	Turnover in Mlns TZS	Volumes Traded	Outstanding Bids	Outstanding Offers	Market Cap in Blns TZS
AFRIPRISE	860	2.38%	900	840	219.19	255,153	53,977	84,390	125.59
CRDB	2,770	4.92%	2,770	2,710	6,110.43	2,207,730	885,514	0	7,234.79
DCB	420	3.70%	430	410	41.55	99,439	11,959	18,375	80.46
DSE	6,980	-0.29%	7,000	6,510	34.72	4,978	788	10,734	166.29
JHL	7,000	0.00%	0	0	0.00	0	0	0	507.31
KCB	1,600	1.27%	1,600	1,600	4.00	2,503	12	23,997	4,752.54
MBP	2,290	13.37%	2,320	2,100	45.73	19,948	15,494	363	68.67
MCB	930	14.81%	930	860	6.66	7,178	83,637	0	57.50
MKCB	5,310	-0.38%	5,400	4,910	71.43	13,462	3,507	39,236	125.08
MUCOBA	735	11.36%	755	675	0.77	1,043	30,849	0	24.01
NICO	3,770	7.10%	3,900	3,600	77.59	20,555	6,822	37,672	232.40
NMB	12,730	1.92%	12,730	12,730	3,860.75	303,280	83,940	0	6,365.00
YETU	510	0.00%	0	0	0.00	0	0	0	6.18
EABL	4,940	1.44%	0	0	0.00	0	0	0	3,906.43
JATU	265	0.00%	0	0	0.00	0	0	0	5.28
TBL	10,450	0.29%	10,500	10,340	11,200.14	1,172,824	104	5,561	3,083.34
TCC	12,410	-0.24%	12,500	12,200	3,785.54	304,310	5,070	16,075	1,241.00
TCCL	3,180	-0.62%	3,400	3,100	1,756.86	673,822	2,819	757	607.42
TOL	910	2.25%	1,020	850	36.10	39,725	12,412	266	52.33
TPCC	6,350	0.00%	6,470	6,420	1.01	157	16,009	0	1,142.51
TTP	330	0.00%	370	370	0.10	279	2,896	0	31.37
KA**	110	10.00%	0	0	0.00	0	0	0	624.96
NMG	300	5.26%	0	0	0.00	0	0	0	56.56
PAL	315	3.28%	350	290	4.47	14,185	10,207	1,780	50.55
SWIS	2,690	2.67%	2,710	2,660	70.56	26,246	13,562	55	96.84
VODA	865	2.98%	880	830	71.46	82,707	18,146	185,913	1,937.60
SWALA	450	0.00%	0	0	0.00	0	0	0	47.79
USL	25	0.00%	0	0	0.00	0	0	0	9.10
VIS-ETF	390	0.00%	400	380	48.25	123,761	15,345	70,468	21.06
DSEI	3,757	2.31%			27,399.07	5,249,524			32,638.89



SOLOMON Stockbrokers



research@solomon.co.tz

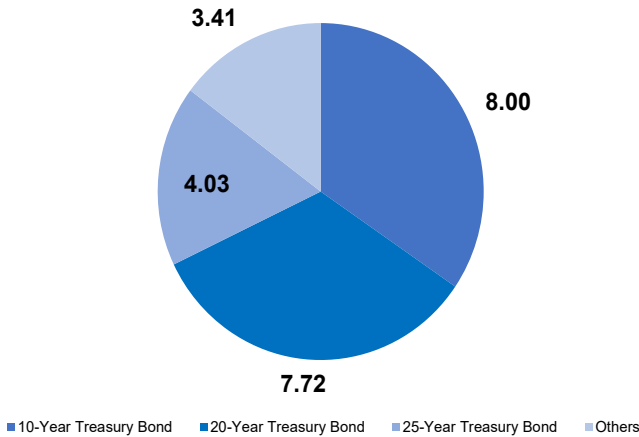


+255 764 269 090/+255 714 269 090

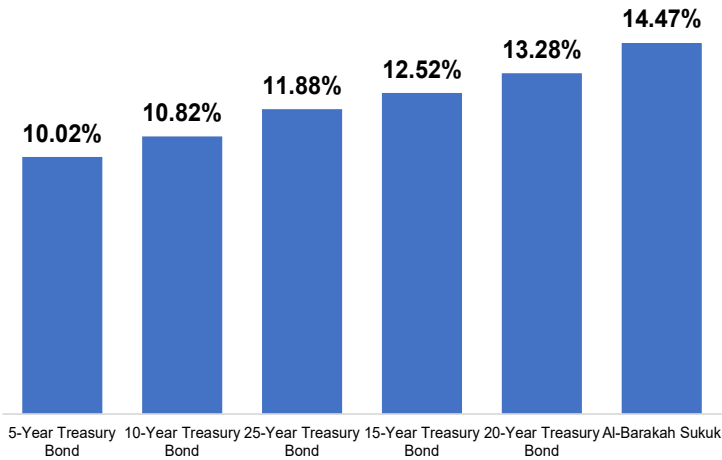


PSSSF House, Ground Floor, Samora Avenue/Morogoro Rd Dar es Salaam

Secondary Markets Bonds Turnover in Billions TZS



Weighted Avg Yield to Maturity (Secondary Markets)



Latest Treasury Bond Results

Primary Markets	2-year Bonds	5-year Bond	10-year Bond	15-year Bond	20-year Bond	25-year Bond
Bond No	687	689	694	688	693	695
Auction Dates	15-Oct-25	26-Nov-25	14-Jan-26	12-Nov-25	17-Dec-25	4-Feb-26
Coupon Rates	10.00%	10.75%	11.75%	12.75%	13.00%	13.25%
Redemption Dates	16-Oct-27	27-Nov-30	15-Jan-36	13-Nov-40	18-Dec-45	5-Feb-51
Number of bids received	86	67	149	217	550	580
Number of successful bids	77	38	125	17	7	105
Highest bid/100	103.17%	104.00%	105.84%	106.25%	109.57%	110.50%
Lowest bid/100	82.11%	91.90%	88.00%	91.00%	87.41%	85.00%
Minimum successful price/100	97.50%	98.00%	100.00%	104.00%	107.12%	109.00%
successful bids (WAP)	99.89%	100.76%	102.61%	104.60%	107.33%	109.87%
Yield-to-maturity (Weighted Avg)	10.05%	10.54%	11.30%	12.08%	12.02%	11.99%
Weighted Average Coupon Yield	10.01%	10.67%	11.45%	12.19%	12.11%	12.06%
Amount offered TZS Millions	119,190.00	174,930.00	144,550.00	140,670.00	236,250.00	187,240.00
Total tendered TZS Millions	126,892.00	210,666.40	194,107.10	777,790.60	813,530.50	1,310,042.90
Under/oversubscribed (+/-) TZS Mlns	-7,702.00	-35,736.40	-49,557.10	-637,120.60	-567,280.50	-1,122,802.90
Successful bids TZS Millions	107,192.00	137,442.90	118,890.40	171,700.00	232,940.60	187,240.00
Coupon 1	16-Apr	27-May	15-Jul	13-May	18-Dec	5-Aug
Coupon 2	16-Oct	17-Nov	15-Jan	13-Nov	18-Jun	5-Feb
Accrued Interest	2.40	0.00	2.33	0.00	0.00	0.00



SOLOMON Stockbrokers



research@solomon.co.tz



+255 764 269 090/+255 714 269 090



PSSSF House, Ground Floor, Samora Avenue/Morogoro Rd Dar es Salaam



### Important Disclaimer!

[All care has been taken in the preparation of this commercial document and the information contained therein has been derived from sources believed to be accurate and reliable. If you are in any doubt about the contents of this document do not hesitate to contact the above mentioned. SOLOMON Stockbrokers Ltd does not assume responsibility for any error, omission or opinion expressed. Anyone acting on the information or opinion does so at his own risk. This information has been sent to you for your information and may not be reproduced. Unauthorised use or disclosure of this document is strictly prohibited. © Copyright 2026 SOLOMON Stockbrokers Ltd. All rights reserved]



# SOLOMON Stockbrokers

*A Member of Dar es Salaam Stock Exchange & Authorized Dealer of Government Securities*

**STOCKBROKERS / DEALERS**

**INVESTMENT ADVISERS**

**FUND MANAGERS**

## PROFILE



The Company is licensed as Stockbrokers / Dealers, Investment Advisers and Fund Managers by the Capital Markets and Securities Authority (CMSA). SOLOMON is also licensed as a Primary Dealer of Government Securities by the Bank of Tanzania (BoT).

PSSSF House, Ground Floor  
Samora Avenue / Morogoro Road  
P.O. Box 77049  
Dar es Salaam

+255 764 269090  
+255 714 269090



[research@solomon.co.tz](mailto:research@solomon.co.tz)

[www.solomon.co.tz](http://www.solomon.co.tz)

[@sstockbrokers](https://www.instagram.com/sstockbrokers)

[#elimuYaUwekezajiHisa](https://www.facebook.com/elimuYaUwekezajiHisa)