



SOLOMON Stockbrokers

THE DAILY TICKER

For the day ending
12th February 2026



research@solomon.co.tz



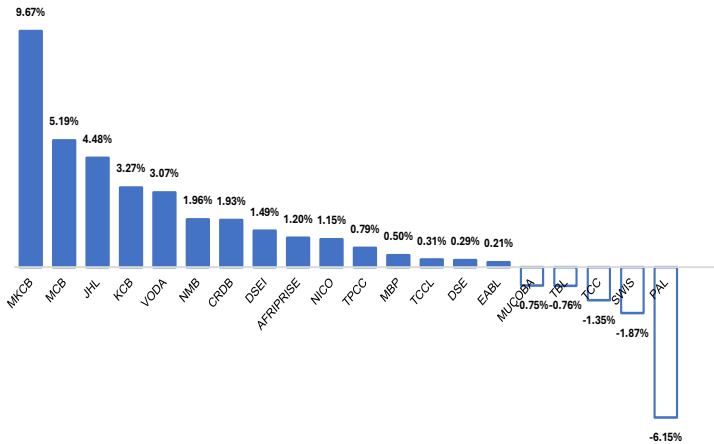
+255 764 269 090/+255 714 269 090



PSSSF House, Ground Floor, Samora Avenue/Morogoro Rd Dar es Salaam

Dar-es-Salaam Stock Exchange Market Performance			
Indicators	11-Feb-26	12-Feb-26	Daily % Change
All Share Index (DSEI)	3,618.29	3,672.17	1.49%
Tanzania Share Index (TSI)	8,106.79	8,213.98	1.32%
Industrial & Allied Index (IA)	5,115.58	5,091.04	-0.48%
Banks, Finance & Investment Index (BI)	17,110.25	17,445.33	1.96%
Commercial Services (CS)	2,338.01	2,398.41	2.58%
Domestic Market Cap in Trillions TZS	21.93	22.22	1.32%
Total Market Cap in Trillions TZS	31.44	31.90	1.49%
Equity Turnover in Billions TZS	50.92	30.29	-40.52%
Face Value Bonds Turnover in Billions TZS	29.77	4.99	-83.22%

Top Movers



Currency & Commodity Movements

Currency/Commodity	11-Feb-26	12-Feb-26	Daily % Change
USD	2,559.82	2,563.25	0.13%
EUR	3,047.98	3,050.78	0.09%
GBP	3,502.10	3,507.55	0.16%
KES	19.82	19.85	0.17%
UGX	0.72	0.72	0.36%
ZAR	160.53	161.31	0.48%
CNY	370.38	370.90	0.14%
GOLD	12,920,267	13,052,928	1.03%

Upcoming Treasury Bond Auction				
Auction Date	Bond Tenure	Annual Coupon	Semi Annual Coupon	Effective Date
19-Feb-26	15-Years	TBD	TBD	19-Feb-41



SOLOMON Stockbrokers



research@solomon.co.tz



+255 764 269 090/+255 714 269 090



PSSSF House, Ground Floor, Samora Avenue/Morogoro Rd Dar es Salaam

Equity Market Snapshot

12th February 2026

Company	12-Feb-26	Daily Gain/Loss	Daily High	Daily Low	Turnover in Mlns TZS	Volumes Traded	Outstanding Bids	Outstanding Offers	Market Cap in Blns TZS
AFRIPRISE	840	1.20%	850	820	107.54	127,942	55,605	185,356	122.67
CRDB	2,640	1.93%	2,710	2,600	7,990.10	3,044,571	379,590	0	6,895.25
DCB	405	0.00%	415	400	31.35	77,195	22,120	94,662	77.59
DSE	7,000	0.29%	7,000	6,960	16.50	2,360	279	10,026	166.77
JHL	7,000	4.48%	7,000	7,000	94.55	13,507	0	0	507.31
KCB	1,580	3.27%	1,580	1,530	789.89	533,263	261	0	4,693.13
MBP	2,020	0.50%	2,250	1,980	90.77	44,988	12,965	2,101	60.58
MCB	810	5.19%	860	780	5.19	6,371	23,161	0	50.08
MKCB	5,330	9.67%	5,500	4,910	130.43	24,484	7,398	36,764	125.55
MUCOBA	660	-0.75%	750	630	1.93	2,900	30,725	633	21.56
NICO	3,520	1.15%	3,650	3,480	78.57	22,319	7,178	30,436	216.99
NMB	12,490	1.96%	12,490	12,490	300.48	24,058	43,370	0	6,245.00
YETU	510	0.00%	0	0	0.00	0	0	0	6.18
EABL	4,870	0.21%	0	0	0.00	0	0	0	3,851.07
JATU	265	0.00%	0	0	0.00	0	0	0	5.28
TBL	10,420	-0.76%	10,470	10,330	531.82	55,452	153	8,923	3,074.48
TCC	12,440	-1.35%	12,620	12,400	102.22	8,213	2,188	12,339	1,244.00
TCCL	3,200	0.31%	3,400	3,050	14.83	4,633	9,862	2,765	611.24
TOL	890	0.00%	890	865	11.53	12,965	2,706	33,525	51.18
TPCC	6,350	0.79%	6,400	6,320	44.84	7,061	10,824	0	1,142.51
TTP	330	0.00%	370	310	4.53	13,763	1,555	52	31.37
KA**	100	0.00%	0	0	0.00	0	0	0	568.14
NMG	285	0.00%	0	0	0.00	0	0	0	53.73
PAL	305	-6.15%	350	300	2.52	8,192	9,990	4,044	48.94
SWIS	2,620	-1.87%	2,670	2,300	33.41	12,781	4,046	8,841	94.32
VODA	840	3.07%	850	815	48.55	57,847	24,952	6,002	1,881.60
SWALA	450	0.00%	0	0	0.00	0	0	0	47.79
USL	25	0.00%	0	0	0.00	0	0	0	9.10
VIS-ETF	390	0.00%	400	380	81.82	211,042	4,796	132,721	21.06
DSEI	3,672	1.49%			10,431.56	4,104,865			31,903.42



SOLOMON Stockbrokers



research@solomon.co.tz

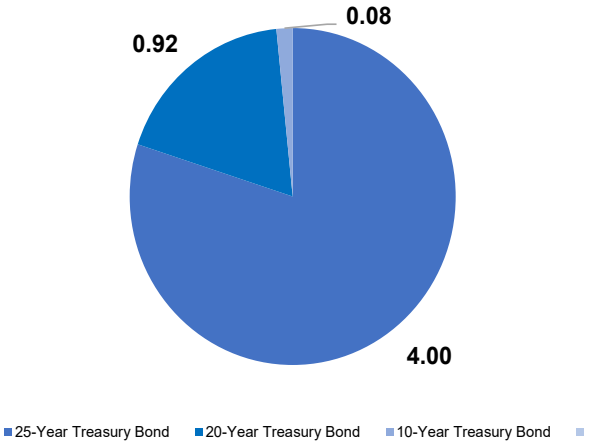


+255 764 269 090/+255 714 269 090

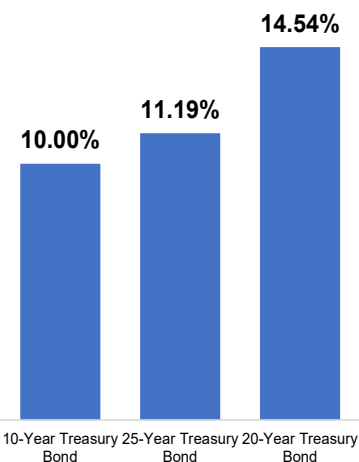


PSSSF House, Ground Floor, Samora Avenue/Morogoro Rd Dar es Salaam

Secondary Markets Bonds Turnover in Billions TZS



Weighted Avg Yield to Maturity (Secondary Markets)



Latest Treasury Bond Results

Primary Markets	2-year Bonds	5-year Bond	10-year Bond	15-year Bond	20-year Bond	25-year Bond
Bond No	687	689	694	688	693	695
Auction Dates	15-Oct-25	26-Nov-25	14-Jan-26	12-Nov-25	17-Dec-25	4-Feb-26
Coupon Rates	10.00%	10.75%	11.75%	12.75%	13.00%	13.25%
Redemption Dates	16-Oct-27	27-Nov-30	15-Jan-36	13-Nov-40	18-Dec-45	5-Feb-51
Number of bids received	86	67	149	217	550	580
Number of successful bids	77	38	125	17	7	105
Highest bid/100	103.17%	104.00%	105.84%	106.25%	109.57%	110.50%
Lowest bid/100	82.11%	91.90%	88.00%	91.00%	87.41%	85.00%
Minimum successful price/100	97.50%	98.00%	100.00%	104.00%	107.12%	109.00%
successful bids (WAP)	99.89%	100.76%	102.61%	104.60%	107.33%	109.87%
Yield-to-maturity (Weighted Avg)	10.05%	10.54%	11.30%	12.08%	12.02%	11.99%
Weighted Average Coupon Yield	10.01%	10.67%	11.45%	12.19%	12.11%	12.06%
Amount offered TZS Millions	119,190.00	174,930.00	144,550.00	140,670.00	236,250.00	187,240.00
Total tendered TZS Millions	126,892.00	210,666.40	194,107.10	777,790.60	813,530.50	1,310,042.90
Under/oversubscribed (+/-) TZS Mlns	-7,702.00	-35,736.40	-49,557.10	-637,120.60	-567,280.50	-1,122,802.90
Successful bids TZS Millions	107,192.00	137,442.90	118,890.40	171,700.00	232,940.60	187,240.00
Coupon 1	16-Apr	27-May	15-Jul	13-May	18-Dec	5-Aug
Coupon 2	16-Oct	17-Nov	15-Jan	13-Nov	18-Jun	5-Feb
Accrued Interest	2.40	0.00	2.33	0.00	0.00	0.00



research@solomon.co.tz



+255 764 269 090/+255 714 269 090



PSSSF House, Ground Floor, Samora Avenue/Morogoro Rd Dar es Salaam

Important Disclaimer!

[All care has been taken in the preparation of this commercial document and the information contained therein has been derived from sources believed to be accurate and reliable. If you are in any doubt about the contents of this document do not hesitate to contact the above mentioned. SOLOMON Stockbrokers Ltd does not assume responsibility for any error, omission or opinion expressed. Anyone acting on the information or opinion does so at his own risk. This information has been sent to you for your information and may not be reproduced. Unauthorised use or disclosure of this document is strictly prohibited. © Copyright 2026 SOLOMON Stockbrokers Ltd. All rights reserved]



SOLOMON Stockbrokers

A Member of Dar es Salaam Stock Exchange & Authorized Dealer of Government Securities

STOCKBROKERS / DEALERS

INVESTMENT ADVISERS

FUND MANAGERS

PROFILE

The Company is licensed as Stockbrokers / Dealers, Investment Advisers and Fund Managers by the Capital Markets and Securities Authority (CMSA). SOLOMON is also licensed as a Primary Dealer of Government Securities by the Bank of Tanzania (BoT).

PSSSF House, Ground Floor
Samora Avenue / Morogoro Road
P.O. Box 77049
Dar es Salaam

+255 764 269090
+255 714 269090

research@solomon.co.tz

www.solomon.co.tz



@sstockbrokers

#elimuYaUwekezajiHisa