



**SOLOMON** Stockbrokers

# THE DAILY TICKER

For the day ending  
11th February 2026



[research@solomon.co.tz](mailto:research@solomon.co.tz)



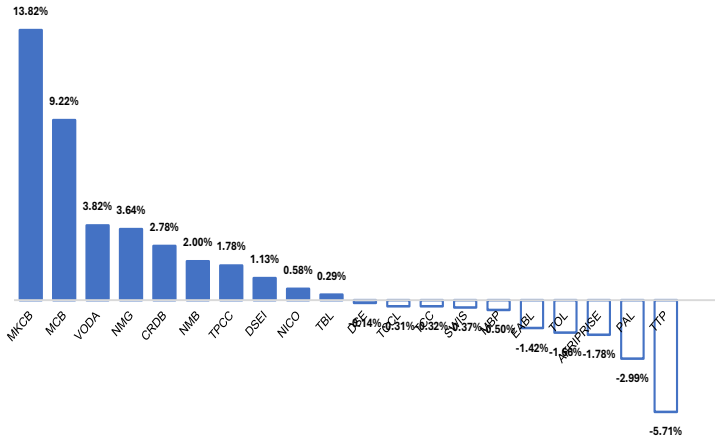
+255 764 269 090/+255 714 269 090



PSSSF House, Ground Floor, Samora Avenue/Morogoro Rd Dar es Salaam

Dar-es-Salaam Stock Exchange Market Performance			
Indicators	10-Feb-26	11-Feb-26	Daily % Change
All Share Index (DSEI)	3,577.89	3,618.29	1.13%
Tanzania Share Index (TSI)	7,957.28	8,106.79	1.88%
Industrial & Allied Index (IA)	5,099.08	5,115.58	0.32%
Banks, Finance & Investment Index (BI)	16,712.10	17,110.25	2.38%
Commercial Services (CS)	2,260.74	2,338.01	3.42%
Domestic Market Cap in Trillions TZS	21.53	21.93	1.88%
Total Market Cap in Trillions TZS	31.08	31.44	1.13%
Equity Turnover in Billions TZS	47.42	20.74	-56.27%
Face Value Bonds Turnover in Billions TZS	20.67	29.77	44.02%

Top Movers



Currency & Commodity Movements

Currency/Commodity	10-Feb-26	11-Feb-26	Daily % Change
USD	2,555.37	2,559.82	0.17%
EUR	3,040.89	3,047.98	0.23%
GBP	3,490.63	3,502.10	0.33%
KES	19.79	19.82	0.14%
UGX	0.72	0.72	0.22%
ZAR	160.13	160.53	0.25%
CNY	369.11	370.38	0.34%
GOLD	12,801,876	12,920,267	0.92%

Upcoming Treasury Bond Auction				
Auction Date	Bond Tenure	Annual Coupon	Semi Annual Coupon	Effective Date
19-Feb-26	15-Years	TBD	TBD	19-Feb-41



SOLOMON Stockbrokers



research@solomon.co.tz



+255 764 269 090/+255 714 269 090



PSSSF House, Ground Floor, Samora Avenue/Morogoro Rd Dar es Salaam

# Equity Market Snapshot

11th February 2026

Company	11-Feb-26	Daily Gain/Loss	Daily High	Daily Low	Turnover in Mlns TZS	Volumes Traded	Outstanding Bids	Outstanding Offers	Market Cap in Blns TZS
AFRIPRISE	830	-1.78%	850	745	44.46	53,429	62,332	188,945	121.21
CRDB	2,590	2.78%	2,640	2,510	6,642.26	2,583,090	541,859	80,950	6,764.66
DCB	405	0.00%	415	370	27.60	68,236	34,077	152,052	77.59
DSE	6,980	-0.14%	6,980	6,000	25.07	3,632	164	9,514	166.29
JHL	6,700	0.00%	0	0	0.00	0	0	0	485.57
KCB	1,530	0.00%	1,530	1,530	4.44	2,903	0	14,763	4,544.61
MBP	2,010	-0.50%	2,020	1,900	72.76	36,282	5,630	40,730	60.28
MCB	770	9.22%	810	700	15.33	19,908	76,351	4,904	47.61
MKCB	4,860	13.82%	4,910	4,500	32.31	6,665	16,539	0	114.48
MUCOBA	665	0.00%	665	630	0.34	518	529	2,109	21.72
NICO	3,480	0.58%	3,500	3,390	100.11	28,745	4,212	29,811	214.52
NMB	12,250	2.00%	12,250	12,250	115.46	9,425	53,035	0	6,125.00
YETU	510	0.00%	0	0	0.00	0	0	0	6.18
EABL	4,860	-1.42%	0	0	0.00	0	0	0	3,843.16
JATU	265	0.00%	0	0	0.00	0	0	0	5.28
TBL	10,500	0.29%	10,500	10,470	1,506.34	157,749	309	5,070	3,098.09
TCC	12,610	-0.32%	12,620	12,500	73.51	5,829	5,149	5,669	1,261.00
TCCL	3,190	-0.31%	3,300	3,000	13.86	4,340	5,274	2,300	609.33
TOL	890	-1.66%	890	880	5.17	5,825	3,460	50,555	51.18
TPCC	6,300	1.78%	6,310	6,210	8.39	1,333	19,920	0	1,133.52
TTP	330	-5.71%	330	300	7.39	22,410	595	21,497	31.37
KA**	100	0.00%	0	0	0.00	0	0	0	568.14
NMG	285	3.64%	0	0	0.00	0	10	0	53.73
PAL	325	-2.99%	350	305	1.96	5,995	3,511	3,774	52.15
SWIS	2,670	-0.37%	2,680	2,560	16.44	6,151	60	13,367	96.12
VODA	815	3.82%	820	800	56.82	69,882	99,202	2,690	1,825.60
SWALA	450	0.00%	0	0	0.00	0	0	0	47.79
USL	25	0.00%	0	0	0.00	0	0	0	9.10
VIS-ETF	385	0.00%	400	375	42.70	111,410	12,782	86,133	20.79
DSEI	3,618	1.13%			8,770.03	3,092,347			31,435.29



SOLOMON Stockbrokers



research@solomon.co.tz

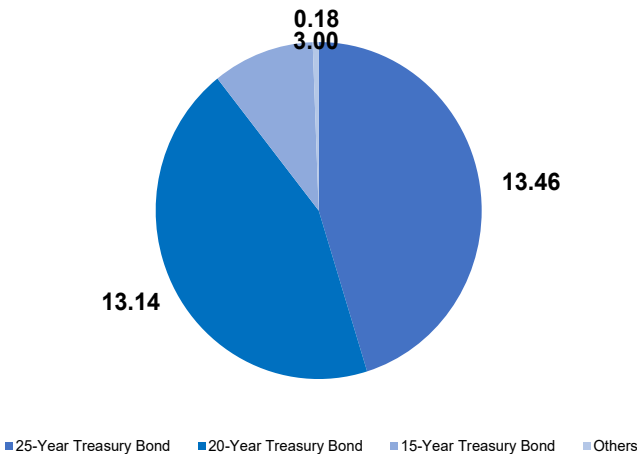


+255 764 269 090/+255 714 269 090

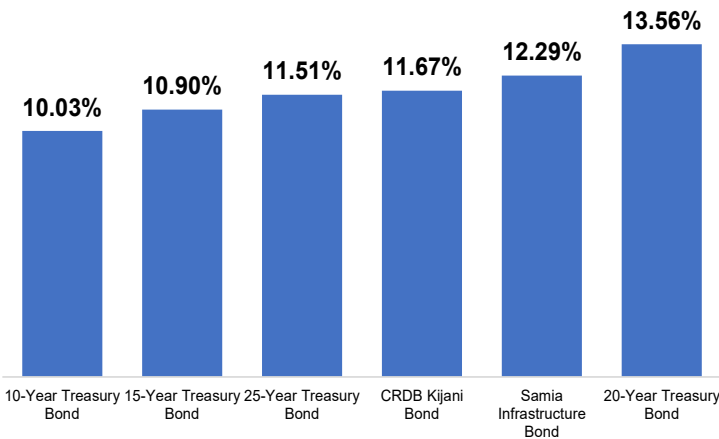


PSSSF House, Ground Floor, Samora Avenue/Morogoro Rd Dar es Salaam

Secondary Markets Bonds Turnover in Billions TZS



Weighted Avg Yield to Maturity (Secondary Markets)



Latest Treasury Bond Results

Primary Markets	2-year Bonds	5-year Bond	10-year Bond	15-year Bond	20-year Bond	25-year Bond
Bond No	687	689	694	688	693	695
Auction Dates	15-Oct-25	26-Nov-25	14-Jan-26	12-Nov-25	17-Dec-25	4-Feb-26
Coupon Rates	10.00%	10.75%	11.75%	12.75%	13.00%	13.25%
Redemption Dates	16-Oct-27	27-Nov-30	15-Jan-36	13-Nov-40	18-Dec-45	5-Feb-51
Number of bids received	86	67	149	217	550	580
Number of successful bids	77	38	125	17	7	105
Highest bid/100	103.17%	104.00%	105.84%	106.25%	109.57%	110.50%
Lowest bid/100	82.11%	91.90%	88.00%	91.00%	87.41%	85.00%
Minimum successful price/100	97.50%	98.00%	100.00%	104.00%	107.12%	109.00%
successful bids (WAP)	99.89%	100.76%	102.61%	104.60%	107.33%	109.87%
Yield-to-maturity (Weighted Avg)	10.05%	10.54%	11.30%	12.08%	12.02%	11.99%
Weighted Average Coupon Yield	10.01%	10.67%	11.45%	12.19%	12.11%	12.06%
Amount offered TZS Millions	119,190.00	174,930.00	144,550.00	140,670.00	236,250.00	187,240.00
Total tendered TZS Millions	126,892.00	210,666.40	194,107.10	777,790.60	813,530.50	1,310,042.90
Under/oversubscribed (+/-) TZS Mlns	-7,702.00	-35,736.40	-49,557.10	-637,120.60	-567,280.50	-1,122,802.90
Successful bids TZS Millions	107,192.00	137,442.90	118,890.40	171,700.00	232,940.60	187,240.00
Coupon 1	16-Apr	27-May	15-Jul	13-May	18-Dec	5-Aug
Coupon 2	16-Oct	17-Nov	15-Jan	13-Nov	18-Jun	5-Feb
Accrued Interest	2.40	0.00	2.33	0.00	0.00	0.00



SOLOMON Stockbrokers



research@solomon.co.tz



+255 764 269 090/+255 714 269 090



PSSSF House, Ground Floor, Samora Avenue/Morogoro Rd Dar es Salaam



### Important Disclaimer!

[All care has been taken in the preparation of this commercial document and the information contained therein has been derived from sources believed to be accurate and reliable. If you are in any doubt about the contents of this document do not hesitate to contact the above mentioned. SOLOMON Stockbrokers Ltd does not assume responsibility for any error, omission or opinion expressed. Anyone acting on the information or opinion does so at his own risk. This information has been sent to you for your information and may not be reproduced. Unauthorised use or disclosure of this document is strictly prohibited. © Copyright 2026 SOLOMON Stockbrokers Ltd. All rights reserved]



# SOLOMON Stockbrokers

*A Member of Dar es Salaam Stock Exchange & Authorized Dealer of Government Securities*

**STOCKBROKERS / DEALERS**

**INVESTMENT ADVISERS**

**FUND MANAGERS**

## PROFILE

The Company is licensed as Stockbrokers / Dealers, Investment Advisers and Fund Managers by the Capital Markets and Securities Authority (CMSA). SOLOMON is also licensed as a Primary Dealer of Government Securities by the Bank of Tanzania (BoT).

PSSSF House, Ground Floor  
Samora Avenue / Morogoro Road  
P.O. Box 77049  
Dar es Salaam

+255 764 269090  
+255 714 269090

[research@solomon.co.tz](mailto:research@solomon.co.tz)

[www.solomon.co.tz](http://www.solomon.co.tz)



@sstockbrokers

#elimuYaUwekezajiHisa