



**SOLOMON** Stockbrokers

# THE DAILY TICKER

For the day ending  
10th February 2026



[research@solomon.co.tz](mailto:research@solomon.co.tz)



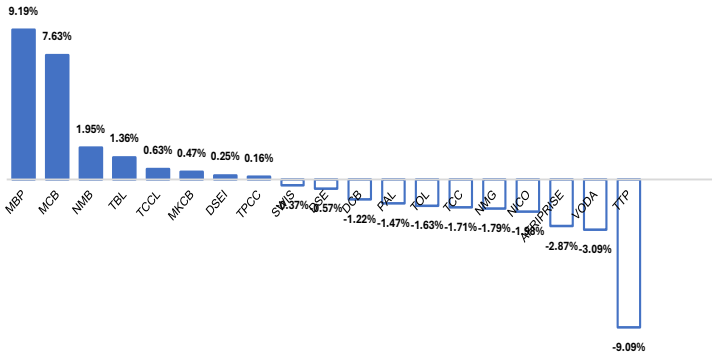
+255 764 269 090/+255 714 269 090



PSSSF House, Ground Floor, Samora Avenue/Morogoro Rd Dar es Salaam

Dar-es-Salaam Stock Exchange Market Performance			
Indicators	9-Feb-26	10-Feb-26	Daily % Change
All Share Index (DSEI)	3,569.09	3,577.89	0.25%
Tanzania Share Index (TSI)	7,928.68	7,957.28	0.36%
Industrial & Allied Index (IA)	5,081.94	5,099.08	0.34%
Banks, Finance & Investment Index (BI)	16,570.20	16,712.10	0.86%
Commercial Services (CS)	2,328.45	2,260.74	-2.91%
Domestic Market Cap in Trillions TZS	21.45	21.53	0.36%
Total Market Cap in Trillions TZS	31.01	31.08	0.25%
Equity Turnover in Billions TZS	44.80	28.47	-36.46%
Face Value Bonds Turnover in Billions TZS	26.91	20.67	-23.18%

Top Movers



Currency & Commodity Movements

Currency/Commodity	9-Feb-26	10-Feb-26	Daily % Change
USD	2,553.28	2,555.37	0.08%
EUR	3,016.44	3,040.89	0.81%
GBP	3,471.44	3,490.63	0.55%
KES	19.78	19.79	0.08%
UGX	0.72	0.72	0.08%
ZAR	158.80	160.13	0.83%
CNY	367.96	369.11	0.31%
GOLD	12,581,018	12,801,876	1.76%

Upcoming Treasury Bond Auction				
Auction Date	Bond Tenure	Annual Coupon	Semi Annual Coupon	Effective Date
19-Feb-26	15-Years	TBD	TBD	19-Feb-41



SOLOMON Stockbrokers



research@solomon.co.tz



+255 764 269 090/+255 714 269 090



PSSSF House, Ground Floor, Samora Avenue/Morogoro Rd Dar es Salaam

# Equity Market Snapshot

10th February 2026

Company	10-Feb-26	Daily Gain/Loss	Daily High	Daily Low	Turnover in Mlns TZS	Volumes Traded	Outstanding Bids	Outstanding Offers	Market Cap in Blns TZS
AFRIPRISE	845	-2.87%	860	800	71.94	84,932	2,816	238,300	123.40
CRDB	2,520	0.00%	2,540	2,500	4,054.37	1,610,173	413,274	214,869	6,581.83
DCB	405	-1.22%	430	370	57.62	142,978	5,752	117,551	77.59
DSE	6,990	-0.57%	7,000	6,980	29.72	4,250	120	18,906	166.53
JHL	6,700	0.00%	0	0	0.00	0	0	0	485.57
KCB	1,530	0.00%	1,530	1,530	6.22	4,068	0	21,166	4,544.61
MBP	2,020	9.19%	2,120	1,900	125.37	62,055	14,869	53,929	60.58
MCB	705	7.63%	715	700	12.49	17,743	83,955	0	43.59
MKCB	4,270	0.47%	4,400	4,250	76.91	17,993	11,205	200	100.58
MUCOBA	665	0.00%	665	630	1.20	1,802	479	2,794	21.72
NICO	3,460	-1.98%	3,500	3,300	37.14	10,762	6,225	62,904	213.29
NMB	12,010	1.95%	12,010	12,010	126.02	10,493	49,461	0	6,005.00
YETU	510	0.00%	0	0	0.00	0	0	0	6.18
EABL	4,930	0.00%	0	0	0.00	0	0	0	3,898.52
JATU	265	0.00%	0	0	0.00	0	0	0	5.28
TBL	10,470	1.36%	10,500	10,330	65.50	6,259	491	2,281	3,089.24
TCC	12,650	-1.71%	13,000	12,620	36.74	2,894	0	8,725	1,265.00
TCCL	3,200	0.63%	3,300	3,000	54.68	17,132	10,446	5,134	611.24
TOL	905	-1.63%	990	880	7.82	8,636	1,877	55,015	52.04
TPCC	6,190	0.16%	6,200	6,170	52.71	8,516	9,148	14	1,113.72
TTP	350	-9.09%	400	330	16.60	47,714	0	44,352	33.27
KA**	100	0.00%	0	0	0.00	0	0	0	568.14
NMG	275	-1.79%	0	0	0.00	0	19	0	51.85
PAL	335	-1.47%	350	305	1.77	5,305	11,422	4,212	53.76
SWIS	2,680	-0.37%	2,690	2,660	3.12	1,164	400	18,591	96.48
VODA	785	-3.09%	810	770	58.94	74,867	12,659	50,841	1,758.40
SWALA	450	0.00%	0	0	0.00	0	0	0	47.79
USL	25	0.00%	0	0	0.00	0	0	0	9.10
VIS-ETF	390	0.00%	400	380	47.79	122,706	0	146,444	21.06
DSEI	3,578	0.25%			4,896.88	2,139,736			31,084.30



SOLOMON Stockbrokers



research@solomon.co.tz

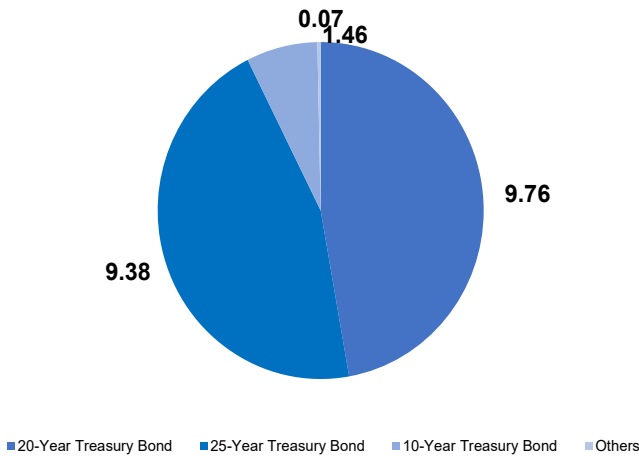


+255 764 269 090/+255 714 269 090

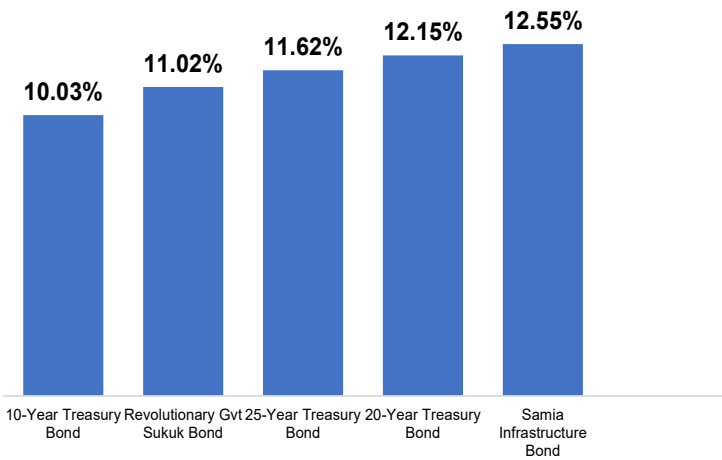


PSSSF House, Ground Floor, Samora Avenue/Morogoro Rd Dar es Salaam

Secondary Markets Bonds Turnover in Billions TZS



Weighted Avg Yield to Maturity (Secondary Markets)



Latest Treasury Bond Results

Primary Markets	2-year Bonds	5-year Bond	10-year Bond	15-year Bond	20-year Bond	25-year Bond
Bond No	687	689	694	688	693	695
Auction Dates	15-Oct-25	26-Nov-25	14-Jan-26	12-Nov-25	17-Dec-25	4-Feb-26
Coupon Rates	10.00%	10.75%	11.75%	12.75%	13.00%	13.25%
Redemption Dates	16-Oct-27	27-Nov-30	15-Jan-36	13-Nov-40	18-Dec-45	5-Feb-51
Number of bids received	86	67	149	217	550	580
Number of successful bids	77	38	125	17	7	105
Highest bid/100	103.17%	104.00%	105.84%	106.25%	109.57%	110.50%
Lowest bid/100	82.11%	91.90%	88.00%	91.00%	87.41%	85.00%
Minimum successful price/100	97.50%	98.00%	100.00%	104.00%	107.12%	109.00%
successful bids (WAP)	99.89%	100.76%	102.61%	104.60%	107.33%	109.87%
Yield-to-maturity (Weighted Avg)	10.05%	10.54%	11.30%	12.08%	12.02%	11.99%
Weighted Average Coupon Yield	10.01%	10.67%	11.45%	12.19%	12.11%	12.06%
Amount offered TZS Millions	119,190.00	174,930.00	144,550.00	140,670.00	236,250.00	187,240.00
Total tendered TZS Millions	126,892.00	210,666.40	194,107.10	777,790.60	813,530.50	1,310,042.90
Under/oversubscribed (+/-) TZS Mlns	-7,702.00	-35,736.40	-49,557.10	-637,120.60	-567,280.50	-1,122,802.90
Successful bids TZS Millions	107,192.00	137,442.90	118,890.40	171,700.00	232,940.60	187,240.00
Coupon 1	16-Apr	27-May	15-Jul	13-May	18-Dec	5-Aug
Coupon 2	16-Oct	17-Nov	15-Jan	13-Nov	18-Jun	5-Feb
Accrued Interest	2.40	0.00	2.33	0.00	0.00	0.00



SOLOMON Stockbrokers



research@solomon.co.tz



+255 764 269 090/+255 714 269 090



PSSSF House, Ground Floor, Samora Avenue/Morogoro Rd Dar es Salaam



### Important Disclaimer!

[All care has been taken in the preparation of this commercial document and the information contained therein has been derived from sources believed to be accurate and reliable. If you are in any doubt about the contents of this document do not hesitate to contact the above mentioned. SOLOMON Stockbrokers Ltd does not assume responsibility for any error, omission or opinion expressed. Anyone acting on the information or opinion does so at his own risk. This information has been sent to you for your information and may not be reproduced. Unauthorised use or disclosure of this document is strictly prohibited. © Copyright 2026 SOLOMON Stockbrokers Ltd. All rights reserved]



# SOLOMON Stockbrokers

*A Member of Dar es Salaam Stock Exchange & Authorized Dealer of Government Securities*

**STOCKBROKERS / DEALERS**

**INVESTMENT ADVISERS**

**FUND MANAGERS**

## PROFILE

The Company is licensed as Stockbrokers / Dealers, Investment Advisers and Fund Managers by the Capital Markets and Securities Authority (CMSA). SOLOMON is also licensed as a Primary Dealer of Government Securities by the Bank of Tanzania (BoT).

PSSSF House, Ground Floor  
Samora Avenue / Morogoro Road  
P.O. Box 77049  
Dar es Salaam

+255 764 269090  
+255 714 269090

[research@solomon.co.tz](mailto:research@solomon.co.tz)

[www.solomon.co.tz](http://www.solomon.co.tz)



@sstockbrokers

#elimuYaUwekezajiHisa