



SOLOMON Stockbrokers

THE DAILY TICKER

For the day ending
22nd January 2026



research@solomon.co.tz



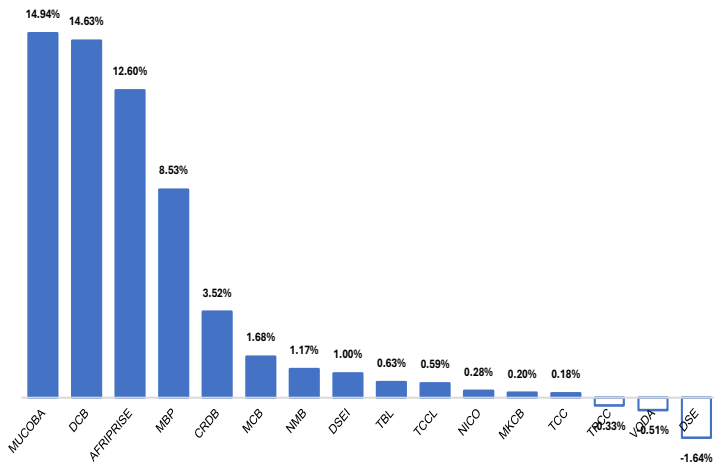
+255 764 269 090/+255 714 269 090



PSSSF House, Ground Floor, Samora Avenue/Morogoro Rd Dar es Salaam

Dar-es-Salaam Stock Exchange Market Performance			
Indicators	21-Jan-26	22-Jan-26	Daily % Change
All Share Index (DSEI)	3,197.97	3,229.86	1.00%
Tanzania Share Index (TSI)	7,008.99	7,111.41	1.46%
Industrial & Allied Index (IA)	4,815.40	4,831.87	0.34%
Banks, Finance & Investment Index (BI)	13,374.78	13,709.44	2.50%
Commercial Services (CS)	2,798.33	2,785.06	-0.47%
Domestic Market Cap in Trillions TZS	18.96	19.24	1.46%
Total Market Cap in Trillions TZS	27.78	28.06	1.00%
Equity Turnover in Billions TZS	82.59	66.97	-18.92%
Face Value Bonds Turnover in Billions TZS	5.13	4.80	-6.41%

Top Movers



Currency & Commodity Movements

Currency/Commodity	21-Jan-26	22-Jan-26	Daily % Change
USD	2,471.80	2,477.17	0.22%
EUR	2,902.14	2,905.22	0.11%
GBP	3,325.81	3,331.29	0.16%
KES	19.15	19.19	0.22%
UGX	0.71	0.71	0.21%
ZAR	150.18	152.06	1.25%
CNY	355.20	355.71	0.14%
GOLD	11,692,032	12,052,947	3.09%

Upcoming Treasury Bond Auction				
Auction Date	Bond Tenure	Annual Coupon	Semi Annual Coupon	Effective Date



SOLOMON Stockbrokers



research@solomon.co.tz



+255 764 269 090/+255 714 269 090



PSSSF House, Ground Floor, Samora Avenue/Morogoro Rd Dar es Salaam

Equity Market Snapshot

22nd January 2026

Company	22-Jan-26	Daily Gain/Loss	Daily High	Daily Low	Turnover in Mlns TZS	Volumes Traded	Outstanding Bids	Outstanding Offers	Market Cap in Blns TZS
AFRIPRISE	715	12.60%	730	660	371.16	517,680	635,885	0	104.41
CRDB	2,060	3.52%	2,080	1,980	3,866.53	1,889,581	592,688	0	5,380.39
DCB	470	14.63%	470	410	288.91	615,996	31,404	29,067	90.04
DSE	7,200	-1.64%	7,350	7,000	599.21	83,208	15,323	7,725	171.53
JHL	6,700	0.00%	0	0	0.00	0	0	0	485.57
KCB	1,480	0.00%	0	0	0.00	0	1,462	0	4,396.10
MBP	2,800	8.53%	2,960	2,540	60.22	21,541	9,797	581	83.97
MCB	605	1.68%	630	600	0.77	1,257	11,633	0	37.40
MKCB	5,010	0.20%	5,300	4,300	21.62	4,376	100	22,007	118.01
MUCOBA	500	14.94%	500	500	0.22	443	995	0	16.33
NICO	3,640	0.28%	3,660	3,500	169.54	46,634	12,698	21,368	224.39
NMB	9,520	1.17%	9,590	9,470	47.49	4,991	35,362	0	4,760.00
YETU	510	0.00%	0	0	0.00	0	0	0	6.18
EABL	4,160	0.00%	0	0	0.00	0	0	0	3,289.62
JATU	265	0.00%	0	0	0.00	0	0	0	5.28
TBL	9,600	0.63%	9,620	9,540	23.36	2,433	101	5,133	2,832.54
TCC	11,410	0.18%	11,410	11,400	12.79	1,121	9,218	0	1,141.00
TCCL	3,430	0.59%	3,450	3,400	17.77	5,181	138	30,702	655.18
TOL	1,110	0.00%	1,260	1,200	0.16	130	7,370	0	63.83
TPCC	6,120	-0.33%	6,130	6,050	25.14	4,112	919	27,241	1,101.13
TTP	500	0.00%	500	495	5.79	11,614	1,736	9,538	47.53
KA**	105	0.00%	0	0	0.00	0	0	0	596.55
NMG	280	0.00%	0	0	0.00	0	0	0	52.79
PAL	300	0.00%	325	280	3.02	9,976	2,716	0	48.14
SWIS	3,310	0.00%	3,400	3,270	18.07	5,460	972	3,379	119.16
VODA	975	-0.51%	980	950	217.35	222,463	22,991	54,650	2,184.00
SWALA	450	0.00%	0	0	0.00	0	0	0	47.79
USL	5	0.00%	0	0	0.00	0	0	0	1.82
VIS-ETF	400	0.00%	410	380	104.04	261,463	38,519	93,429	21.60
DSEI	3,230	1.00%			5,749.10	3,448,197			28,060.68



SOLOMON Stockbrokers



research@solomon.co.tz

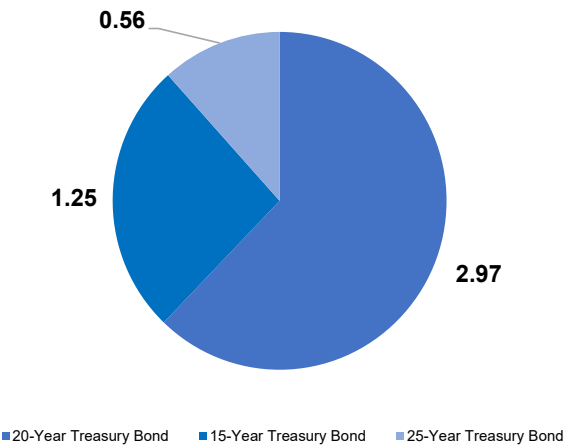


+255 764 269 090/+255 714 269 090

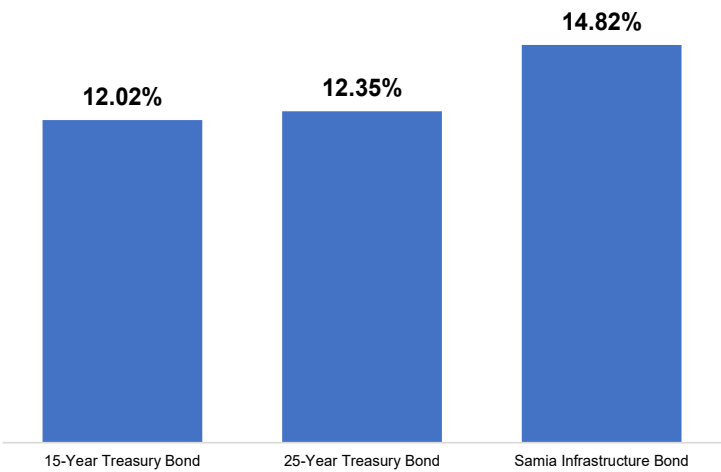


PSSSF House, Ground Floor, Samora Avenue/Morogoro Rd Dar es Salaam

Secondary Markets Bonds Turnover in Billions TZS



Weighted Avg Yield to Maturity (Secondary Markets)



Latest Treasury Bond Results

Primary Markets	2-year Bonds	5-year Bond	10-year Bond	15-year Bond	20-year Bond	25-year Bond
Bond No	687	689	694	688	693	686
Auction Dates	15-Oct-25	26-Nov-25	14-Jan-26	12-Nov-25	17-Dec-25	24-Sep-25
Coupon Rates	10.00%	10.75%	11.75%	12.75%	13.00%	13.75%
Redemption Dates	16-Oct-27	27-Nov-30	15-Jan-36	13-Nov-40	18-Dec-45	25-Sep-50
Number of bids received	86	67	149	217	550	328
Number of successful bids	77	38	125	17	7	43
Highest bid/100	103.17%	104.00%	105.84%	106.25%	109.57%	108.00%
Lowest bid/100	82.11%	91.90%	88.00%	91.00%	87.41%	89.55%
Minimum successful price/100	97.50%	98.00%	100.00%	104.00%	107.12%	102.95%
successful bids (WAP)	99.89%	100.76%	102.61%	104.60%	107.33%	104.06%
Yield-to-maturity (Weighted Avg)	10.05%	10.54%	11.30%	12.08%	12.02%	13.19%
Weighted Average Coupon Yield	10.01%	10.67%	11.45%	12.19%	12.11%	13.21%
Amount offered TZS Millions	119,190.00	174,930.00	144,550.00	140,670.00	236,250.00	264,310.00
Total tendered TZS Millions	126,892.00	210,666.40	194,107.10	777,790.60	813,530.50	979,972.40
Under/oversubscribed (+/-) TZS Mlns	-7,702.00	-35,736.40	-49,557.10	-637,120.60	-567,280.50	-715,662.40
Successful bids TZS Millions	107,192.00	137,442.90	118,890.40	171,700.00	232,940.60	264,310.00
Coupon 1	16-Apr	27-May	15-Jul	13-May	18-Dec	25-Mar
Coupon 2	16-Oct	17-Nov	15-Jan	13-Nov	18-Jun	25-Sep
Accrued Interest	2.40	0.00	2.33	0.00	0.00	0.00



SOLOMON Stockbrokers



research@solomon.co.tz



+255 764 269 090/+255 714 269 090



PSSSF House, Ground Floor, Samora Avenue/Morogoro Rd Dar es Salaam

Important Disclaimer!

[All care has been taken in the preparation of this commercial document and the information contained therein has been derived from sources believed to be accurate and reliable. If you are in any doubt about the contents of this document do not hesitate to contact the above mentioned. SOLOMON Stockbrokers Ltd does not assume responsibility for any error, omission or opinion expressed. Anyone acting on the information or opinion does so at his own risk. This information has been sent to you for your information and may not be reproduced. Unauthorised use or disclosure of this document is strictly prohibited. © Copyright 2026 SOLOMON Stockbrokers Ltd. All rights reserved]



SOLOMON Stockbrokers

A Member of Dar es Salaam Stock Exchange & Authorized Dealer of Government Securities

STOCKBROKERS / DEALERS

INVESTMENT ADVISERS

FUND MANAGERS

PROFILE



The Company is licensed as Stockbrokers / Dealers, Investment Advisers and Fund Managers by the Capital Markets and Securities Authority (CMSA). SOLOMON is also licensed as a Primary Dealer of Government Securities by the Bank of Tanzania (BoT).

PSSSF House, Ground Floor
Samora Avenue / Morogoro Road
P.O. Box 77049
Dar es Salaam

+255 764 269090
+255 714 269090



research@solomon.co.tz

www.solomon.co.tz

[@sstockbrokers](https://www.instagram.com/sstockbrokers)

[#elimuYaUwekezajiHisa](https://www.facebook.com/elimuYaUwekezajiHisa)