



SOLOMON Stockbrokers

THE DAILY TICKER

For the day ending
21st January 2026



research@solomon.co.tz



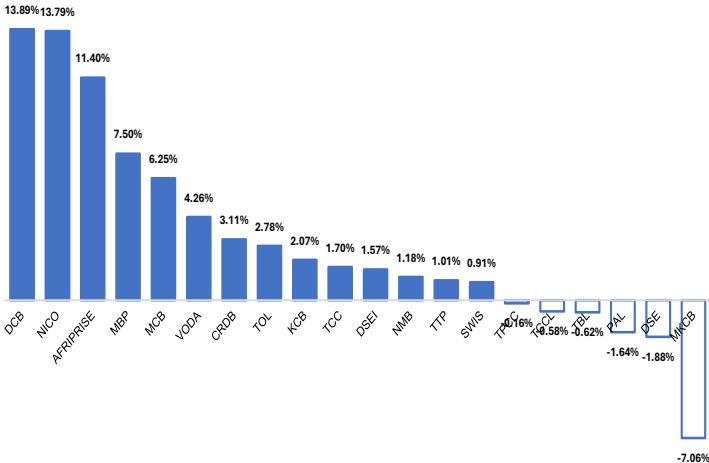
+255 764 269 090/+255 714 269 090



PSSSF House, Ground Floor, Samora Avenue/Morogoro Rd Dar es Salaam

Dar-es-Salaam Stock Exchange Market Performance			
Indicators	20-Jan-26	21-Jan-26	Daily % Change
All Share Index (DSEI)	3,148.47	3,197.97	1.57%
Tanzania Share Index (TSI)	6,882.96	7,008.99	1.83%
Industrial & Allied Index (IA)	4,817.15	4,815.40	-0.04%
Banks, Finance & Investment Index (BI)	13,059.03	13,374.78	2.42%
Commercial Services (CS)	2,691.87	2,798.33	3.95%
Domestic Market Cap in Trillions TZS	18.62	18.96	1.83%
Total Market Cap in Trillions TZS	27.35	27.78	1.57%
Equity Turnover in Billions TZS	70.38	61.22	-13.02%
Face Value Bonds Turnover in Billions TZS	3.64	5.13	40.98%

Top Movers



Currency & Commodity Movements

Currency/Commodity	20-Jan-26	21-Jan-26	Daily % Change
USD	2,467.72	2,471.80	0.17%
EUR	2,871.20	2,902.14	1.08%
GBP	3,311.19	3,325.81	0.44%
KES	19.11	19.15	0.17%
UGX	0.71	0.71	0.61%
ZAR	150.28	150.18	-0.07%
CNY	354.38	355.20	0.23%
GOLD	11,521,551	11,692,032	1.48%

Upcoming Treasury Bond Auction				
Auction Date	Bond Tenure	Annual Coupon	Semi Annual Coupon	Effective Date



SOLOMON Stockbrokers



research@solomon.co.tz



+255 764 269 090/+255 714 269 090



PSSSF House, Ground Floor, Samora Avenue/Morogoro Rd Dar es Salaam

Equity Market Snapshot

21st January 2026

Company	21-Jan-26	Daily Gain/Loss	Daily High	Daily Low	Turnover in Mlns TZS	Volumes Traded	Outstanding Bids	Outstanding Offers	Market Cap in Blns TZS
AFRIPRISE	635	11.40%	655	590	319.84	505,155	434,863	0	92.73
CRDB	1,990	3.11%	2,020	1,950	11,985.14	6,072,065	421,686	98,301	5,197.56
DCB	410	13.89%	410	360	115.57	283,556	207,340	0	78.54
DSE	7,320	-1.88%	7,400	7,250	43.99	6,011	280	9,785	174.39
JHL	6,700	0.00%	6,700	6,700	150.62	22,480	0	0	485.57
KCB	1,480	2.07%	1,480	1,480	2,210.70	1,524,530	29,831	0	4,396.10
MBP	2,580	7.50%	2,760	2,160	88.70	34,401	11,053	2,134	77.37
MCB	595	6.25%	600	590	0.35	581	7,647	0	36.79
MKCB	5,000	-7.06%	5,380	4,800	26.85	5,358	463	13,748	117.78
MUCOBA	435	0.00%	500	500	0.08	157	437	0	14.21
NICO	3,630	13.79%	3,660	3,450	112.27	30,976	26,221	22,553	223.77
NMB	9,410	1.18%	9,470	9,260	45.42	4,830	36,690	0	4,705.00
YETU	510	0.00%	0	0	0.00	0	0	0	6.18
EABL	4,160	0.00%	0	0	0.00	0	0	0	3,289.62
JATU	265	0.00%	0	0	0.00	0	0	0	5.28
TBL	9,540	-0.62%	9,620	9,450	45.41	4,758	0	56,418	2,814.83
TCC	11,390	1.70%	11,400	11,260	65.42	5,747	8,261	0	1,139.00
TCCL	3,410	-0.58%	3,450	3,400	2,812.05	1,003,536	153	25,698	651.35
TOL	1,110	2.78%	1,200	1,010	6.39	5,774	3,130	0	63.83
TPCC	6,140	-0.16%	6,140	6,100	13.49	2,201	20	30,772	1,104.73
TTP	500	1.01%	500	500	1.10	2,204	2,127	3,904	47.53
KA**	105	0.00%	0	0	0.00	0	0	0	596.55
NMG	280	0.00%	0	0	0.00	0	0	0	52.79
PAL	300	-1.64%	305	280	7.67	25,390	1,467	3,545	48.14
SWIS	3,310	0.91%	3,500	3,220	53.53	16,180	243	2,220	119.16
VODA	980	4.26%	985	950	202.35	206,880	110,427	142,175	2,195.20
SWALA	450	0.00%	0	0	0.00	0	0	0	47.79
USL	5	0.00%	0	0	0.00	0	0	0	1.82
VIS-ETF	400	0.00%	420	380	145.99	364,742	16,343	99,607	21.60
DSEI	3,198	1.57%			18,306.95	9,762,770			27,783.62



SOLOMON Stockbrokers



research@solomon.co.tz

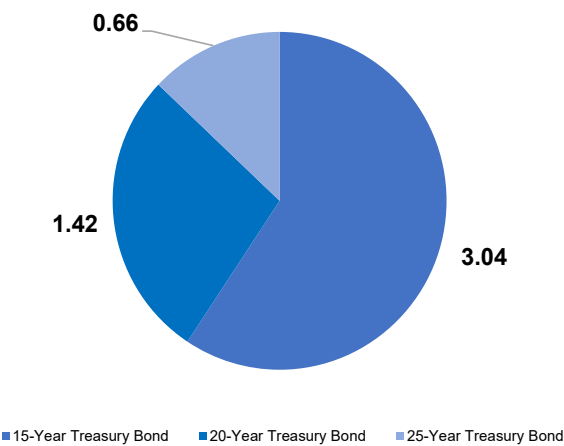


+255 764 269 090/+255 714 269 090

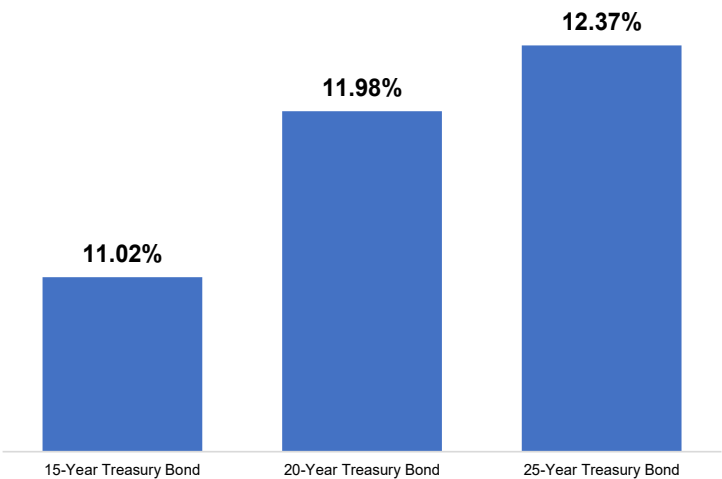


PSSSF House, Ground Floor, Samora Avenue/Morogoro Rd Dar es Salaam

Secondary Markets Bonds Turnover in Billions TZS



Weighted Avg Yield to Maturity (Secondary Markets)



Latest Treasury Bond Results

Primary Markets	2-year Bonds	5-year Bond	10-year Bond	15-year Bond	20-year Bond	25-year Bond
Bond No	687	689	694	688	693	686
Auction Dates	15-Oct-25	26-Nov-25	14-Jan-26	12-Nov-25	17-Dec-25	24-Sep-25
Coupon Rates	10.00%	10.75%	11.75%	12.75%	13.00%	13.75%
Redemption Dates	16-Oct-27	27-Nov-30	15-Jan-36	13-Nov-40	18-Dec-45	25-Sep-50
Number of bids received	86	67	149	217	550	328
Number of successful bids	77	38	125	17	7	43
Highest bid/100	103.17%	104.00%	105.84%	106.25%	109.57%	108.00%
Lowest bid/100	82.11%	91.90%	88.00%	91.00%	87.41%	89.55%
Minimum successful price/100	97.50%	98.00%	100.00%	104.00%	107.12%	102.95%
successful bids (WAP)	99.89%	100.76%	102.61%	104.60%	107.33%	104.06%
Yield-to-maturity (Weighted Avg)	10.05%	10.54%	11.30%	12.08%	12.02%	13.19%
Weighted Average Coupon Yield	10.01%	10.67%	11.45%	12.19%	12.11%	13.21%
Amount offered TZS Millions	119,190.00	174,930.00	144,550.00	140,670.00	236,250.00	264,310.00
Total tendered TZS Millions	126,892.00	210,666.40	194,107.10	777,790.60	813,530.50	979,972.40
Under/oversubscribed (+/-) TZS Mlns	-7,702.00	-35,736.40	-49,557.10	-637,120.60	-567,280.50	-715,662.40
Successful bids TZS Millions	107,192.00	137,442.90	118,890.40	171,700.00	232,940.60	264,310.00
Coupon 1	16-Apr	27-May	15-Jul	13-May	18-Dec	25-Mar
Coupon 2	16-Oct	17-Nov	15-Jan	13-Nov	18-Jun	25-Sep
Accrued Interest	2.40	0.00	2.33	0.00	0.00	0.00



SOLOMON Stockbrokers



research@solomon.co.tz



+255 764 269 090/+255 714 269 090



PSSSF House, Ground Floor, Samora Avenue/Morogoro Rd Dar es Salaam

Important Disclaimer!

[All care has been taken in the preparation of this commercial document and the information contained therein has been derived from sources believed to be accurate and reliable. If you are in any doubt about the contents of this document do not hesitate to contact the above mentioned. SOLOMON Stockbrokers Ltd does not assume responsibility for any error, omission or opinion expressed. Anyone acting on the information or opinion does so at his own risk. This information has been sent to you for your information and may not be reproduced. Unauthorised use or disclosure of this document is strictly prohibited. © Copyright 2026 SOLOMON Stockbrokers Ltd. All rights reserved]



SOLOMON Stockbrokers

A Member of Dar es Salaam Stock Exchange & Authorized Dealer of Government Securities

STOCKBROKERS / DEALERS

INVESTMENT ADVISERS

FUND MANAGERS

PROFILE



The Company is licensed as Stockbrokers / Dealers, Investment Advisers and Fund Managers by the Capital Markets and Securities Authority (CMSA). SOLOMON is also licensed as a Primary Dealer of Government Securities by the Bank of Tanzania (BoT).

PSSSF House, Ground Floor
Samora Avenue / Morogoro Road
P.O. Box 77049
Dar es Salaam

+255 764 269090
+255 714 269090



research@solomon.co.tz

www.solomon.co.tz

[@sstockbrokers](https://www.instagram.com/sstockbrokers)

[#elimuYaUwekezajiHisa](https://www.facebook.com/elimuYaUwekezajiHisa)