



**SOLOMON** Stockbrokers

# THE DAILY TICKER

For the day ending  
19th January 2026



[research@solomon.co.tz](mailto:research@solomon.co.tz)



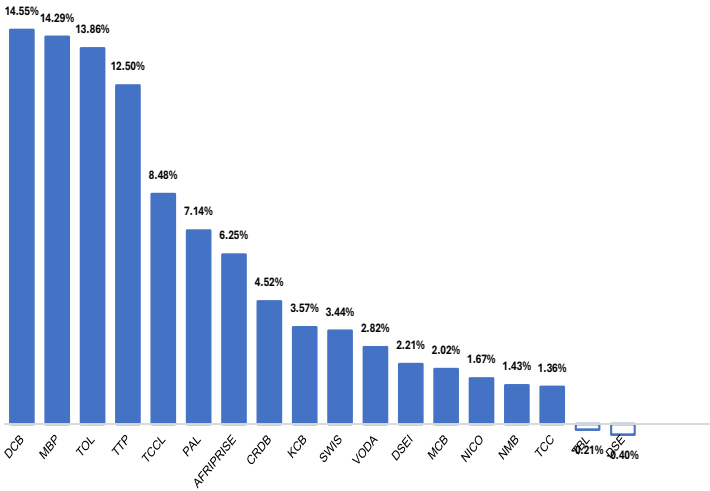
+255 764 269 090/+255 714 269 090



PSSSF House, Ground Floor, Samora Avenue/Morogoro Rd Dar es Salaam

Dar-es-Salaam Stock Exchange Market Performance			
Indicators	16-Jan-26	19-Jan-26	Daily % Change
All Share Index (DSEI)	3,045.58	3,112.87	2.21%
Tanzania Share Index (TSI)	6,607.42	6,768.63	2.44%
Industrial & Allied Index (IA)	4,777.32	4,840.02	1.31%
Banks, Finance & Investment Index (BI)	12,351.76	12,722.25	3.00%
Commercial Services (CS)	2,537.78	2,612.60	2.95%
Domestic Market Cap in Trillions TZS	17.87	18.31	2.44%
Total Market Cap in Trillions TZS	26.46	27.04	2.21%
Equity Turnover in Billions TZS	30.28	29.46	-2.71%
Face Value Bonds Turnover in Billions TZS	10.92	8.10	-25.83%

Top Movers



Currency & Commodity Movements

Currency/Commodity	16-Jan-26	19-Jan-26	Daily % Change
USD	2,458.83	2,462.50	0.15%
EUR	2,854.45	2,861.18	0.24%
GBP	3,289.91	3,300.73	0.33%
KES	19.05	19.08	0.15%
UGX	0.69	0.69	0.14%
ZAR	149.85	150.08	0.15%
CNY	352.95	353.27	0.09%
GOLD	11,298,507	11,316,398	0.16%

Upcoming Treasury Bond Auction				
Auction Date	Bond Tenure	Annual Coupon	Semi Annual Coupon	Effective Date



SOLOMON Stockbrokers



research@solomon.co.tz



+255 764 269 090/+255 714 269 090



PSSSF House, Ground Floor, Samora Avenue/Morogoro Rd Dar es Salaam

# Equity Market Snapshot

## 19th January 2026

Company	19-Jan-26	Daily Gain/Loss	Daily High	Daily Low	Turnover in Mlns TZS	Volumes Traded	Outstanding Bids	Outstanding Offers	Market Cap in Blns TZS
AFRIPRISE	510	6.25%	550	475	288.86	566,038	320,744	0	74.48
CRDB	1,850	4.52%	1,850	1,820	8,911.35	5,076,281	811,773	0	4,831.90
DCB	315	14.55%	315	280	29.83	95,046	233,748	0	60.35
DSE	7,430	-0.40%	7,500	7,350	49.27	6,636	666	3,714	177.01
JHL	6,700	0.00%	0	0	0.00	0	0	0	485.57
KCB	1,450	3.57%	1,450	1,450	2.69	1,852	27,669	0	4,306.99
MBP	2,160	14.29%	2,170	2,050	45.92	21,217	42,451	0	64.78
MCB	505	2.02%	560	500	2.10	4,102	3,838	7,406	31.22
MKCB	5,500	0.00%	5,500	5,400	75.20	13,681	1,614	8,784	129.55
MUCOBA	405	0.00%	405	400	0.34	853	4	321	13.23
NICO	3,040	1.67%	3,250	2,900	352.88	116,191	14,304	463	187.40
NMB	9,250	1.43%	9,300	9,100	129.56	14,010	18,877	0	4,625.00
YETU	510	0.00%	0	0	0.00	0	0	0	6.18
EABL	4,160	0.00%	0	0	0.00	0	0	0	3,289.62
JATU	265	0.00%	0	0	0.00	0	0	0	5.28
TBL	9,600	-0.21%	9,810	9,550	1,379.79	148,105	2,145	9,099	2,832.54
TCC	11,150	1.36%	11,200	11,000	53.48	4,794	8,532	240	1,115.00
TCCL	3,580	8.48%	3,600	3,450	2,626.80	1,007,485	334	33,614	683.83
TOL	1,150	13.86%	1,160	1,100	4.23	3,671	2,854	0	66.13
TPCC	6,150	0.00%	6,200	6,140	125.46	20,400	676	6,195	1,106.53
TTP	495	12.50%	500	480	0.32	638	2,713	0	47.05
KA**	105	0.00%	0	0	0.00	0	0	0	596.55
NMG	280	0.00%	0	0	0.00	0	0	0	52.79
PAL	300	7.14%	305	280	3.38	11,250	10,433	960	48.14
SWIS	3,310	3.44%	3,310	3,250	39.99	12,090	13,873	68	119.16
VODA	910	2.82%	925	895	367.83	404,496	68,856	26,886	2,038.40
SWALA	450	0.00%	0	0	0.00	0	0	0	47.79
USL	5	0.00%	0	0	0.00	0	0	0	1.82
VIS-ETF	400	0.00%	410	395	107.62	269,481	40,607	298,313	13.60
<b>DSEI</b>	<b>3,113</b>	<b>2.21%</b>			<b>14,489.26</b>	<b>7,528,836</b>			<b>27,044.28</b>



**SOLOMON** Stockbrokers



research@solomon.co.tz

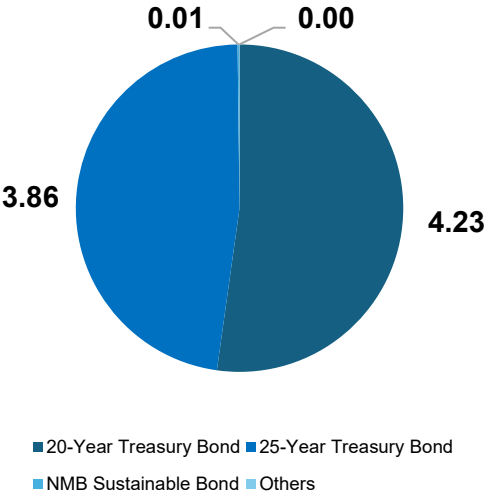


+255 764 269 090/+255 714 269 090

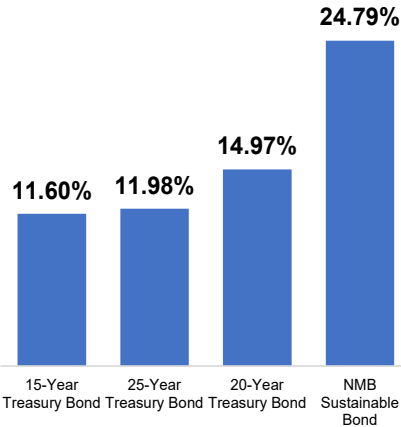


PSSSF House, Ground Floor, Samora Avenue/Morogoro Rd Dar es Salaam

Secondary Markets Bonds Turnover in Billions TZS



Weighted Avg Yield to Maturity (Secondary Markets)



Latest Treasury Bond Results

Primary Markets	2-year Bonds	5-year Bond	10-year Bond	15-year Bond	20-year Bond	25-year Bond
Bond No	687	689	694	688	693	686
Auction Dates	15-Oct-25	26-Nov-25	14-Jan-26	12-Nov-25	17-Dec-25	24-Sep-25
Coupon Rates	10.00%	10.75%	11.75%	12.75%	13.00%	13.75%
Redemption Dates	16-Oct-27	27-Nov-30	15-Jan-36	13-Nov-40	18-Dec-45	25-Sep-50
Number of bids received	86	67	149	217	550	328
Number of successful bids	77	38	125	17	7	43
Highest bid/100	103.17%	104.00%	105.84%	106.25%	109.57%	108.00%
Lowest bid/100	82.11%	91.90%	88.00%	91.00%	87.41%	89.55%
Minimum successful price/100	97.50%	98.00%	100.00%	104.00%	107.12%	102.95%
successful bids (WAP)	99.89%	100.76%	102.61%	104.60%	107.33%	104.06%
Yield-to-maturity (Weighted Avg)	10.05%	10.54%	11.30%	12.08%	12.02%	13.19%
Weighted Average Coupon Yield	10.01%	10.67%	11.45%	12.19%	12.11%	13.21%
Amount offered TZS Millions	119,190.00	174,930.00	144,550.00	140,670.00	236,250.00	264,310.00
Total tendered TZS Millions	126,892.00	210,666.40	194,107.10	777,790.60	813,530.50	979,972.40
Under/oversubscribed (+/-) TZS Mlns	-7,702.00	-35,736.40	-49,557.10	-637,120.60	-567,280.50	-715,662.40
Successful bids TZS Millions	107,192.00	137,442.90	118,890.40	171,700.00	232,940.60	264,310.00
Coupon 1	16-Apr	27-May	15-Jul	13-May	18-Dec	25-Mar
Coupon 2	16-Oct	17-Nov	15-Jan	13-Nov	18-Jun	25-Sep
Accrued Interest	2.40	0.00	2.33	0.00	0.00	0.00



SOLOMON Stockbrokers



research@solomon.co.tz



+255 764 269 090/+255 714 269 090



PSSSF House, Ground Floor, Samora Avenue/Morogoro Rd Dar es Salaam



### Important Disclaimer!

[All care has been taken in the preparation of this commercial document and the information contained therein has been derived from sources believed to be accurate and reliable. If you are in any doubt about the contents of this document do not hesitate to contact the above mentioned. SOLOMON Stockbrokers Ltd does not assume responsibility for any error, omission or opinion expressed. Anyone acting on the information or opinion does so at his own risk. This information has been sent to you for your information and may not be reproduced. Unauthorised use or disclosure of this document is strictly prohibited. © Copyright 2026 SOLOMON Stockbrokers Ltd. All rights reserved]



# SOLOMON Stockbrokers

*A Member of Dar es Salaam Stock Exchange & Authorized Dealer of Government Securities*

**STOCKBROKERS / DEALERS**

**INVESTMENT ADVISERS**

**FUND MANAGERS**

## PROFILE



The Company is licensed as Stockbrokers / Dealers, Investment Advisers and Fund Managers by the Capital Markets and Securities Authority (CMSA). SOLOMON is also licensed as a Primary Dealer of Government Securities by the Bank of Tanzania (BoT).

PSSSF House, Ground Floor  
Samora Avenue / Morogoro Road  
P.O. Box 77049  
Dar es Salaam

+255 764 269090  
+255 714 269090



[research@solomon.co.tz](mailto:research@solomon.co.tz)

[www.solomon.co.tz](http://www.solomon.co.tz)

[@sstockbrokers](https://www.instagram.com/sstockbrokers)

[#elimuYaUwekezajiHisa](https://twitter.com/elimuYaUwekezajiHisa)