

25.1825 1 0000000



SOLOMON Stockbrokers

THE DAILY TICKER

For the day ending
13th January 2026



research@solomon.co.tz



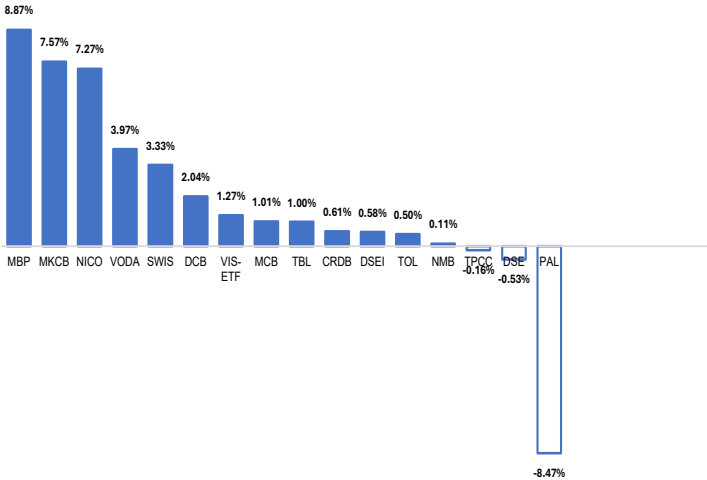
+255 764 269 090/+255 714 269 090



PSSSF House, Ground Floor, Samora Avenue/Morogoro Rd Dar es Salaam

Dar-es-Salaam Stock Exchange Market Performance			
Indicators	9-Jan-26	13-Jan-26	Daily % Change
All Share Index (DSEI)	2,907.43	2,924.38	0.58%
Tanzania Share Index (TSI)	6,204.73	6,259.16	0.88%
Industrial & Allied Index (IA)	4,506.13	4,526.83	0.46%
Banks, Finance & Investment Index (BI)	11,785.02	11,854.58	0.59%
Commercial Services (CS)	2,174.40	2,253.08	3.62%
Domestic Market Cap in Trillions TZS	16.79	16.93	0.88%
Total Market Cap in Trillions TZS	25.26	25.41	0.58%
Equity Turnover in Billions TZS	20.46	10.95	-46.51%
Face Value Bonds Turnover in Billions TZS	11.64	8.98	-22.92%

Top Movers



Currency & Commodity Movements

Currency/Commodity	9-Jan-26	13-Jan-26	Daily % Change
USD	2,458.21	2,458.21	0.00%
EUR	2,870.45	2,870.45	0.00%
GBP	3,305.56	3,305.56	0.00%
KES	19.05	19.05	0.00%
UGX	0.68	0.68	0.00%
ZAR	148.85	148.85	0.00%
CNY	352.05	352.05	0.00%
GOLD	10,887,929	10,887,929	0.00%

Upcoming Treasury Bond Auction				
Auction Date	Bond Tenure	Annual Coupon	Semi Annual Coupon	Effective Date
14-Jan-26	10-Years	11.75%	5.88%	15-Jan-36



SOLOMON Stockbrokers



research@solomon.co.tz



+255 764 269 090/+255 714 269 090



PSSSF House, Ground Floor, Samora Avenue/Morogoro Rd Dar es Salaam

Equity Market Snapshot

13th January 2026

Company	13-Jan-26	Daily Gain/Loss	Daily High	Daily Low	Turnover in Mlns TZS	Volumes Traded	Outstanding Bids	Outstanding Offers	Market Cap in Blns TZS
AFRIPRISE	480	0.00%	500	475	173.72	361,942	14,568	6,362	70.10
CRDB	1,640	0.61%	1,650	1,620	7,331.21	4,511,178	688,448	706,594	4,283.42
DCB	250	2.04%	255	235	12.48	50,445	19,304	6,747	47.89
DSE	7,440	-0.53%	7,500	7,400	28.10	3,779	61,729	10,640	177.25
JHL	6,400	0.00%	0	0	0.00	0	0	5,000	463.83
KCB	1,370	0.00%	1,400	1,400	0.01	10	0	19,990	4,069.36
MBP	1,350	8.87%	1,420	1,200	47.60	35,249	76,354	0	40.48
MCB	500	1.01%	500	480	1.10	2,199	56	18,384	30.91
MKCB	5,260	7.57%	5,620	4,900	559.27	129,906	12,804	13,128	123.90
MUCOBA	405	0.00%	405	400	0.19	461	65	18,083	13.23
NICO	2,950	7.27%	3,160	2,760	237.46	80,580	37,701	3,717	181.85
NMB	9,060	0.11%	9,100	9,020	287.24	31,725	40,777	1,169	4,530.00
YETU	510	0.00%	0	0	0.00	0	0	0	6.18
EABL	4,160	0.00%	0	0	0.00	0	0	0	3,289.62
JATU	265	0.00%	0	0	0.00	0	0	0	5.28
TBL	9,090	1.00%	9,150	9,080	6.44	709	2,881	0	2,682.06
TCC	10,780	0.00%	10,810	10,800	1.95	180	3,820	0	1,078.00
TCCL	2,670	0.00%	2,690	2,550	8.64	3,243	445	806	510.01
TOL	1,000	0.50%	1,000	900	4.48	4,495	1,588	7,770	57.51
TPCC	6,150	-0.16%	6,150	6,120	103.62	16,851	1,392	15,481	1,106.53
TTP	400	0.00%	440	400	0.49	1,217	7,413	0	38.02
KA**	105	0.00%	0	0	0.00	0	0	0	596.55
NMG	280	0.00%	0	0	0.00	0	0	0	52.79
PAL	270	-8.47%	290	255	2.07	7,714	965	16,073	43.33
SWIS	2,790	3.33%	3,000	2,700	19.70	7,056	6,438	0	100.44
VODA	785	3.97%	790	760	18.47	23,468	42,799	0	1,758.40
SWALA	450	0.00%	0	0	0.00	0	0	0	47.79
USL	5	0.00%	0	0	0.00	0	0	0	1.82
VIS-ETF	400	1.27%	405	390	169.44	425,960	46,839	27,270	13.60
DSEI	2,924	0.58%			8,844.26	5,272,407			25,406.54



SOLOMON Stockbrokers



research@solomon.co.tz

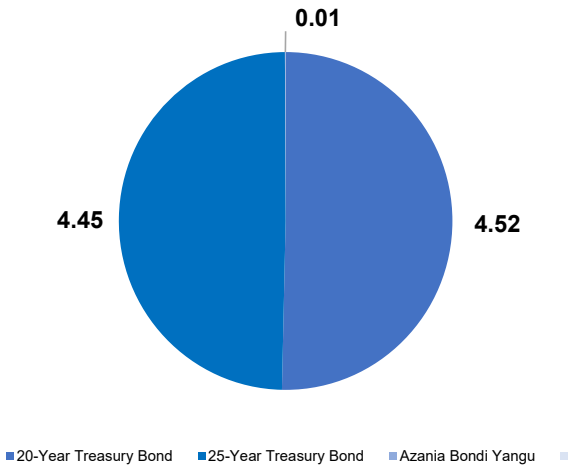


+255 764 269 090/+255 714 269 090

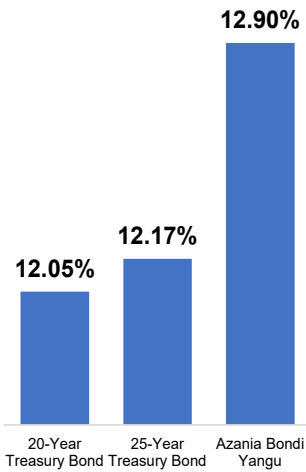


PSSSF House, Ground Floor, Samora Avenue/Morogoro Rd Dar es Salaam

Secondary Markets Bonds Turnover in Billions TZS



Weighted Avg Yield to Maturity (Secondary Markets)



Latest Treasury Bond Results

Primary Markets	2-year Bonds	5-year Bond	10-year Bond	15-year Bond	20-year Bond	25-year Bond
Bond No	687	689	674	688	693	686
Auction Dates	15-Oct-25	26-Nov-25	2-Oct-25	12-Nov-25	17-Dec-25	24-Sep-25
Coupon Rates	10.00%	10.75%	13.50%	12.75%	13.00%	13.75%
Redemption Dates	16-Oct-27	27-Nov-30	31-Jul-35	13-Nov-40	18-Dec-45	25-Sep-50
Number of bids received	86	67	246	217	550	328
Number of successful bids	77	38	152	17	7	43
Highest bid/100	103.17%	104.00%	113.00%	106.25%	109.57%	108.00%
Lowest bid/100	82.11%	91.90%	96.30%	91.00%	87.41%	89.55%
Minimum successful price/100	97.50%	98.00%	104.50%	104.00%	107.12%	102.95%
successful bids (WAP)	99.89%	100.76%	105.84%	104.60%	107.33%	104.06%
Yield-to-maturity (Weighted Avg)	10.05%	10.54%	12.45%	12.08%	12.02%	13.19%
Weighted Average Coupon Yield	10.01%	10.67%	12.76%	12.19%	12.11%	13.21%
Amount offered TZS Millions	119,190.00	174,930.00	162,760.00	140,670.00	236,250.00	264,310.00
Total tendered TZS Millions	126,892.00	210,666.40	550,332.80	777,790.60	813,530.50	979,972.40
Under/oversubscribed (+/-) TZS Mlns	-7,702.00	-35,736.40	-387,572.80	-637,120.60	-567,280.50	-715,662.40
Successful bids TZS Millions	107,192.00	137,442.90	130,907.00	171,700.00	232,940.60	264,310.00
Coupon 1	16-Apr	27-May	31-Jan	13-May	18-Dec	25-Mar
Coupon 2	16-Oct	17-Nov	31-Jul	13-Nov	18-Jun	25-Sep
Accrued Interest	2.40	0.00	2.33	0.00	0.00	0.00



SOLOMON Stockbrokers



research@solomon.co.tz



+255 764 269 090/+255 714 269 090



PSSSF House, Ground Floor, Samora Avenue/Morogoro Rd Dar es Salaam

Important Disclaimer!

[All care has been taken in the preparation of this commercial document and the information contained therein has been derived from sources believed to be accurate and reliable. If you are in any doubt about the contents of this document do not hesitate to contact the above mentioned. SOLOMON Stockbrokers Ltd does not assume responsibility for any error, omission or opinion expressed. Anyone acting on the information or opinion does so at his own risk. This information has been sent to you for your information and may not be reproduced. Unauthorised use or disclosure of this document is strictly prohibited. © Copyright 2026 SOLOMON Stockbrokers Ltd. All rights reserved]



SOLOMON Stockbrokers

A Member of Dar es Salaam Stock Exchange & Authorized Dealer of Government Securities

STOCKBROKERS / DEALERS

INVESTMENT ADVISERS

FUND MANAGERS

PROFILE



The Company is licensed as Stockbrokers / Dealers, Investment Advisers and Fund Managers by the Capital Markets and Securities Authority (CMSA). SOLOMON is also licensed as a Primary Dealer of Government Securities by the Bank of Tanzania (BoT).

PSSSF House, Ground Floor
Samora Avenue / Morogoro Road
P.O. Box 77049
Dar es Salaam

+255 764 269090
+255 714 269090



research@solomon.co.tz

www.solomon.co.tz

[@sstockbrokers](https://www.instagram.com/sstockbrokers)

[#elimuYaUwekezajiHisa](https://www.facebook.com/elimuYaUwekezajiHisa)