



SOLOMON Stockbrokers

THE DAILY TICKER

For the day ending 9th January 2026



research@solomon.co.tz



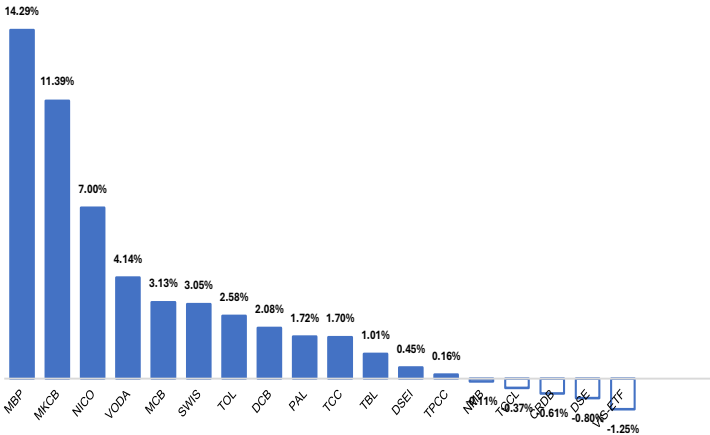
+255 764 269 090/+255 714 269 090



PSSSF House, Ground Floor, Samora Avenue/Morogoro Rd Dar es Salaam

Dar-es-Salaam Stock Exchange Market Performance			
Indicators	8-Jan-26	9-Jan-26	Daily % Change
All Share Index (DSEI)	2,894.33	2,907.43	0.45%
Tanzania Share Index (TSI)	6,162.67	6,204.73	0.68%
Industrial & Allied Index (IA)	4,468.21	4,506.13	0.85%
Banks, Finance & Investment Index (BI)	11,788.75	11,785.02	-0.03%
Commercial Services (CS)	2,090.44	2,174.40	4.02%
Domestic Market Cap in Trillions TZS	16.67	16.79	0.68%
Total Market Cap in Trillions TZS	25.15	25.26	0.45%
Equity Turnover in Billions TZS	19.85	19.00	-4.27%
Face Value Bonds Turnover in Billions TZS	10.83	11.64	7.55%

Top Movers



Currency & Commodity Movements

Currency/Commodity	8-Jan-26	9-Jan-26	Daily % Change
USD	2,460.22	2,458.21	-0.08%
EUR	2,876.74	2,870.45	-0.22%
GBP	3,321.54	3,305.56	-0.48%
KES	19.06	19.05	-0.04%
UGX	0.68	0.68	0.09%
ZAR	149.74	148.85	-0.59%
CNY	351.65	352.05	0.12%
GOLD	10,946,493	10,887,929	-0.54%

Upcoming Treasury Bond Auction				
Auction Date	Bond Tenure	Annual Coupon	Semi Annual Coupon	Effective Date
14-Jan-26	10-Years	11.75%	5.88%	15-Jan-36



SOLOMON Stockbrokers



research@solomon.co.tz



+255 764 269 090/+255 714 269 090



PSSSF House, Ground Floor, Samora Avenue/Morogoro Rd Dar es Salaam

Equity Market Snapshot

9th January 2026

Company	9-Jan-26	Daily Gain/Loss	Daily High	Daily Low	Turnover in Mlns TZS	Volumes Traded	Outstanding Bids	Outstanding Offers	Market Cap in Blns TZS
AFRIPRISE	480	0.00%	510	475	94.58	196,403	27,061	8,759	70.10
CRDB	1,630	-0.61%	1,640	1,620	1,426.22	873,524	539,276	641,892	4,257.30
DCB	245	2.08%	255	235	19.99	81,934	11,888	15,929	46.94
DSE	7,480	-0.80%	7,500	7,400	24.00	3,216	50,662	11,972	178.20
JHL	6,400	0.00%	0	0	0.00	0	0	5,000	463.83
KCB	1,370	0.00%	1,370	1,370	5.48	4,000	0	20,000	4,069.36
MBP	1,240	14.29%	1,240	1,140	18.60	15,056	19,710	10,402	37.19
MCB	495	3.13%	500	480	0.29	590	1,325	0	30.60
MKCB	4,890	11.39%	5,000	4,600	115.38	23,622	10,770	457	115.18
MUCOBA	405	0.00%	405	405	0.68	1,689	2,621	18,314	13.23
NICO	2,750	7.00%	2,780	2,600	145.87	52,966	19,401	3,278	169.52
NMB	9,050	-0.11%	9,060	8,960	115.61	12,776	40,523	8,239	4,525.00
YETU	510	0.00%	0	0	0.00	0	0	0	6.18
EABL	4,160	0.00%	0	0	0.00	0	0	0	3,289.62
JATU	265	0.00%	0	0	0.00	0	0	0	5.28
TBL	9,000	1.01%	9,000	8,910	4.70	522	3,795	0	2,655.50
TCC	10,780	1.70%	10,800	10,600	21.33	1,984	3,266	0	1,078.00
TCCL	2,670	-0.37%	2,690	2,600	21.41	8,011	16,761	4,187	510.01
TOL	995	2.58%	1,000	950	1.97	1,987	2,476	266	57.22
TPCC	6,160	0.16%	6,200	6,140	58.29	9,462	1,636	1,852	1,108.33
TTP	400	0.00%	400	370	0.87	2,186	0	580	38.02
KA**	105	0.00%	0	0	0.00	0	0	0	596.55
NMG	280	0.00%	0	0	0.00	0	0	0	52.79
PAL	295	1.72%	300	280	3.94	13,436	2,679	4,778	47.34
SWIS	2,700	3.05%	2,800	2,540	21.26	7,881	8,142	1,015	97.20
VODA	755	4.14%	760	740	6.67	8,806	30,307	0	1,691.20
SWALA	450	0.00%	0	0	0.00	0	0	0	47.79
USL	5	0.00%	0	0	0.00	0	0	0	1.82
VIS-ETF	395	-1.25%	400	380	56.23	142,330	21,939	35,956	13.43
DSEI	2,907	0.45%			2,107.13	1,320,051			25,259.29



SOLOMON Stockbrokers



research@solomon.co.tz

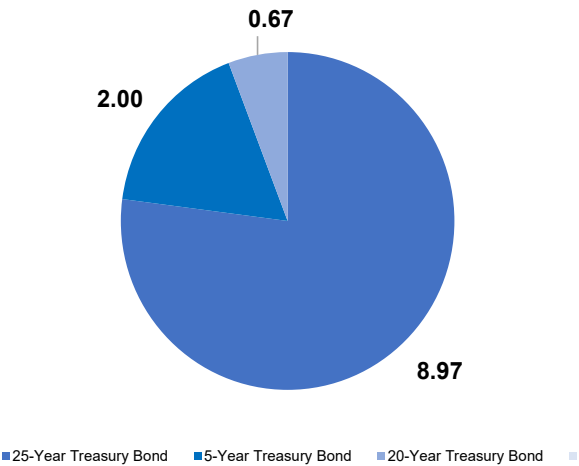


+255 764 269 090/+255 714 269 090

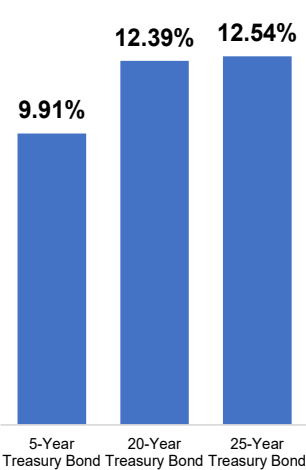


PSSSF House, Ground Floor, Samora Avenue/Morogoro Rd Dar es Salaam

Secondary Markets Bonds Turnover in Billions TZS



Weighted Avg Yield to Maturity (Secondary Markets)



Latest Treasury Bond Results

Primary Markets	2-year Bonds	5-year Bond	10-year Bond	15-year Bond	20-year Bond	25-year Bond
Bond No	687	689	674	688	693	686
Auction Dates	15-Oct-25	26-Nov-25	2-Oct-25	12-Nov-25	17-Dec-25	24-Sep-25
Coupon Rates	10.00%	10.75%	13.50%	12.75%	13.00%	13.75%
Redemption Dates	16-Oct-27	27-Nov-30	31-Jul-35	13-Nov-40	18-Dec-45	25-Sep-50
Number of bids received	86	67	246	217	550	328
Number of successful bids	77	38	152	17	7	43
Highest bid/100	103.17%	104.00%	113.00%	106.25%	109.57%	108.00%
Lowest bid/100	82.11%	91.90%	96.30%	91.00%	87.41%	89.55%
Minimum successful price/100	97.50%	98.00%	104.50%	104.00%	107.12%	102.95%
successful bids (WAP)	99.89%	100.76%	105.84%	104.60%	107.33%	104.06%
Yield-to-maturity (Weighted Avg)	10.05%	10.54%	12.45%	12.08%	12.02%	13.19%
Weighted Average Coupon Yield	10.01%	10.67%	12.76%	12.19%	12.11%	13.21%
Amount offered TZS Millions	119,190.00	174,930.00	162,760.00	140,670.00	236,250.00	264,310.00
Total tendered TZS Millions	126,892.00	210,666.40	550,332.80	777,790.60	813,530.50	979,972.40
Under/oversubscribed (+/-) TZS Mlns	-7,702.00	-35,736.40	-387,572.80	-637,120.60	-567,280.50	-715,662.40
Successful bids TZS Millions	107,192.00	137,442.90	130,907.00	171,700.00	232,940.60	264,310.00
Coupon 1	16-Apr	27-May	31-Jan	13-May	18-Dec	25-Mar
Coupon 2	16-Oct	17-Nov	31-Jul	13-Nov	18-Jun	25-Sep
Accrued Interest	2.40	0.00	2.33	0.00	0.00	0.00



SOLOMON Stockbrokers



research@solomon.co.tz



+255 764 269 090/+255 714 269 090



PSSSF House, Ground Floor, Samora Avenue/Morogoro Rd Dar es Salaam

Important Disclaimer!

[All care has been taken in the preparation of this commercial document and the information contained therein has been derived from sources believed to be accurate and reliable. If you are in any doubt about the contents of this document do not hesitate to contact the above mentioned. SOLOMON Stockbrokers Ltd does not assume responsibility for any error, omission or opinion expressed. Anyone acting on the information or opinion does so at his own risk. This information has been sent to you for your information and may not be reproduced. Unauthorised use or disclosure of this document is strictly prohibited. © Copyright 2026 SOLOMON Stockbrokers Ltd. All rights reserved]



SOLOMON Stockbrokers

A Member of Dar es Salaam Stock Exchange & Authorized Dealer of Government Securities

STOCKBROKERS / DEALERS

INVESTMENT ADVISERS

FUND MANAGERS

PROFILE



The Company is licensed as Stockbrokers / Dealers, Investment Advisers and Fund Managers by the Capital Markets and Securities Authority (CMSA). SOLOMON is also licensed as a Primary Dealer of Government Securities by the Bank of Tanzania (BoT).

PSSSF House, Ground Floor
Samora Avenue / Morogoro Road
P.O. Box 77049
Dar es Salaam

+255 764 269090
+255 714 269090



research@solomon.co.tz

www.solomon.co.tz

[@sstockbrokers](https://www.instagram.com/sstockbrokers)

[#elimuYaUwekezajiHisa](https://twitter.com/elimuYaUwekezajiHisa)