



SOLOMON Stockbrokers

THE DAILY TICKER

For the day ending
8th January 2026



research@solomon.co.tz



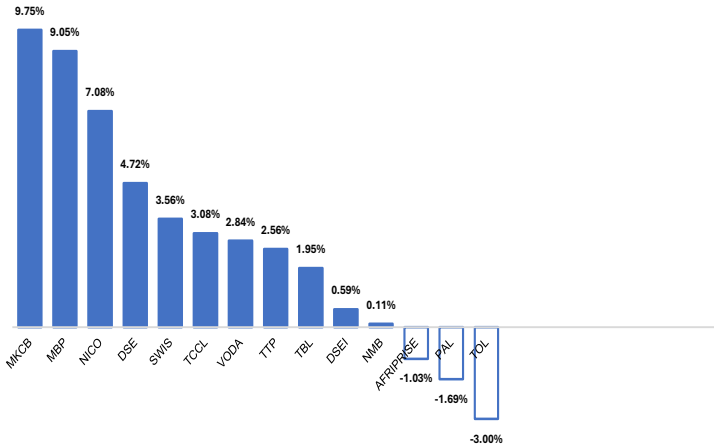
+255 764 269 090/+255 714 269 090



PSSSF House, Ground Floor, Samora Avenue/Morogoro Rd Dar es Salaam

Dar-es-Salaam Stock Exchange Market Performance			
Indicators	7-Jan-26	8-Jan-26	Daily % Change
All Share Index (DSEI)	2,877.45	2,894.33	0.59%
Tanzania Share Index (TSI)	6,108.47	6,162.67	0.89%
Industrial & Allied Index (IA)	4,414.77	4,468.21	1.21%
Banks, Finance & Investment Index (BI)	11,745.43	11,788.75	0.37%
Commercial Services (CS)	2,034.49	2,090.44	2.75%
Domestic Market Cap in Trillions TZS	16.53	16.67	0.89%
Total Market Cap in Trillions TZS	25.00	25.15	0.59%
Equity Turnover in Billions TZS	13.73	16.90	23.08%
Face Value Bonds Turnover in Billions TZS	18.81	10.83	-42.45%

Top Movers



Currency & Commodity Movements

Currency/Commodity	7-Jan-26	8-Jan-26	Daily % Change
USD	2,457.46	2,460.22	0.11%
EUR	2,878.18	2,876.74	-0.05%
GBP	3,322.98	3,321.54	-0.04%
KES	19.04	19.06	0.07%
UGX	0.68	0.68	0.65%
ZAR	150.10	149.74	-0.24%
CNY	351.80	351.65	-0.04%
GOLD	10,963,102	10,946,493	-0.15%

Upcoming Treasury Bond Auction				
Auction Date	Bond Tenure	Annual Coupon	Semi Annual Coupon	Effective Date



SOLOMON Stockbrokers



research@solomon.co.tz



+255 764 269 090/+255 714 269 090



PSSSF House, Ground Floor, Samora Avenue/Morogoro Rd Dar es Salaam

Equity Market Snapshot

8th January 2026

Company	8-Jan-26	Daily Gain/Loss	Daily High	Daily Low	Turnover in Mlns TZS	Volumes Traded	Outstanding Bids	Outstanding Offers	Market Cap in Blns TZS
AFRIPRISE	480	-1.03%	520	475	54.69	113,937	127,035	6,859	70.10
CRDB	1,640	0.00%	1,660	1,620	3,739.86	2,279,456	665,684	591,187	4,283.42
DCB	240	0.00%	250	230	10.72	44,377	60,019	15,068	45.98
DSE	7,540	4.72%	7,750	7,400	399.31	55,212	50,762	13,879	179.63
JHL	6,400	0.00%	0	0	0.00	0	0	0	463.83
KCB	1,370	0.00%	1,370	1,370	1,057.63	783,312	4,000	0	4,069.36
MBP	1,085	9.05%	1,140	1,000	9.79	8,989	19,320	0	32.54
MCB	480	0.00%	480	465	1.30	2,713	860	140	29.68
MKCB	4,390	9.75%	4,600	4,000	276.52	118,503	11,517	0	103.41
MUCOBA	405	0.00%	405	405	0.25	612	4,484	0	13.23
NICO	2,570	7.08%	2,700	2,400	142.37	55,382	41,841	550	158.43
NMB	9,060	0.11%	9,100	9,050	247.26	27,292	45,438	10	4,530.00
YETU	510	0.00%	0	0	0.00	0	0	0	6.18
EABL	4,160	0.00%	0	0	0.00	0	0	0	3,289.62
JATU	265	0.00%	0	0	0.00	0	0	0	5.28
TBL	8,910	1.95%	8,910	8,900	18.80	2,111	2,825	0	2,628.95
TCC	10,600	0.00%	10,800	10,800	4.03	373	1,217	0	1,060.00
TCCL	2,680	3.08%	2,690	2,550	3.77	1,412	17,456	19,083	511.92
TOL	970	-3.00%	1,000	900	5.21	5,349	2,489	36,259	55.78
TPCC	6,150	0.00%	6,200	6,120	91.93	14,950	1,796	6,279	1,106.53
TTP	400	2.56%	400	385	1.86	4,684	124	757	38.02
KA**	105	0.00%	0	0	0.00	0	0	0	596.55
NMG	280	0.00%	0	0	0.00	0	0	0	52.79
PAL	290	-1.69%	295	280	0.38	1,290	8,677	7,781	46.54
SWIS	2,620	3.56%	2,900	2,500	18.25	6,974	5,549	0	94.32
VODA	725	2.84%	740	670	33.87	46,828	14,595	0	1,624.00
SWALA	450	0.00%	0	0	0.00	0	0	0	47.79
USL	5	0.00%	0	0	0.00	0	0	0	1.82
VIS-ETF	400	0.00%	405	390	79.24	198,541	3,832	20,356	13.60
DSEI	2,894	0.59%			6,117.78	3,573,756			25,145.67



SOLOMON Stockbrokers



research@solomon.co.tz

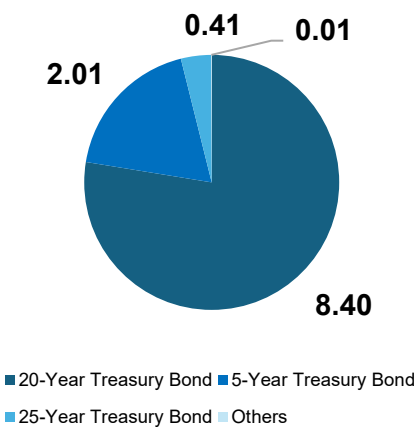


+255 764 269 090/+255 714 269 090

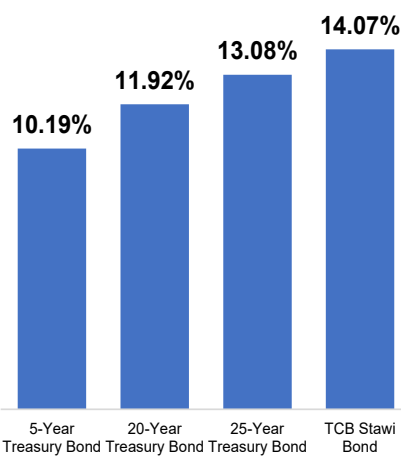


PSSSF House, Ground Floor, Samora Avenue/Morogoro Rd Dar es Salaam

Secondary Markets Bonds Turnover in Billions TZS



Weighted Avg Yield to Maturity (Secondary Markets)



Latest Treasury Bond Results

Primary Markets	2-year Bonds	5-year Bond	10-year Bond	15-year Bond	20-year Bond	25-year Bond
Bond No	687	689	674	688	693	686
Auction Dates	15-Oct-25	26-Nov-25	2-Oct-25	12-Nov-25	17-Dec-25	24-Sep-25
Coupon Rates	10.00%	10.75%	13.50%	12.75%	13.00%	13.75%
Redemption Dates	16-Oct-27	27-Nov-30	31-Jul-35	13-Nov-40	18-Dec-45	25-Sep-50
Number of bids received	86	67	246	217	550	328
Number of successful bids	77	38	152	17	7	43
Highest bid/100	103.17%	104.00%	113.00%	106.25%	109.57%	108.00%
Lowest bid/100	82.11%	91.90%	96.30%	91.00%	87.41%	89.55%
Minimum successful price/100	97.50%	98.00%	104.50%	104.00%	107.12%	102.95%
successful bids (WAP)	99.89%	100.76%	105.84%	104.60%	107.33%	104.06%
Yield-to-maturity (Weighted Avg)	10.05%	10.54%	12.45%	12.08%	12.02%	13.19%
Weighted Average Coupon Yield	10.01%	10.67%	12.76%	12.19%	12.11%	13.21%
Amount offered TZS Millions	119,190.00	174,930.00	162,760.00	140,670.00	236,250.00	264,310.00
Total tendered TZS Millions	126,892.00	210,666.40	550,332.80	777,790.60	813,530.50	979,972.40
Under/oversubscribed (+/-) TZS Mlns	-7,702.00	-35,736.40	-387,572.80	-637,120.60	-567,280.50	-715,662.40
Successful bids TZS Millions	107,192.00	137,442.90	130,907.00	171,700.00	232,940.60	264,310.00
Coupon 1	16-Apr	27-May	31-Jan	13-May	18-Dec	25-Mar
Coupon 2	16-Oct	17-Nov	31-Jul	13-Nov	18-Jun	25-Sep
Accrued Interest	2.40	0.00	2.33	0.00	0.00	0.00



SOLOMON Stockbrokers



research@solomon.co.tz



+255 764 269 090/+255 714 269 090



PSSSF House, Ground Floor, Samora Avenue/Morogoro Rd Dar es Salaam

Important Disclaimer!

[All care has been taken in the preparation of this commercial document and the information contained therein has been derived from sources believed to be accurate and reliable. If you are in any doubt about the contents of this document do not hesitate to contact the above mentioned. SOLOMON Stockbrokers Ltd does not assume responsibility for any error, omission or opinion expressed. Anyone acting on the information or opinion does so at his own risk. This information has been sent to you for your information and may not be reproduced. Unauthorised use or disclosure of this document is strictly prohibited. © Copyright 2026 SOLOMON Stockbrokers Ltd. All rights reserved]



SOLOMON Stockbrokers

A Member of Dar es Salaam Stock Exchange & Authorized Dealer of Government Securities

STOCKBROKERS / DEALERS

INVESTMENT ADVISERS

FUND MANAGERS

PROFILE



The Company is licensed as Stockbrokers / Dealers, Investment Advisers and Fund Managers by the Capital Markets and Securities Authority (CMSA). SOLOMON is also licensed as a Primary Dealer of Government Securities by the Bank of Tanzania (BoT).

PSSSF House, Ground Floor
Samora Avenue / Morogoro Road
P.O. Box 77049
Dar es Salaam

+255 764 269090
+255 714 269090



research@solomon.co.tz

www.solomon.co.tz

[@sstockbrokers](https://www.instagram.com/sstockbrokers)

[#elimuYaUwekezajiHisa](https://twitter.com/elimuYaUwekezajiHisa)