



**SOLOMON** Stockbrokers

# THE DAILY TICKER

For the day ending  
15th December 2025



[research@solomon.co.tz](mailto:research@solomon.co.tz)



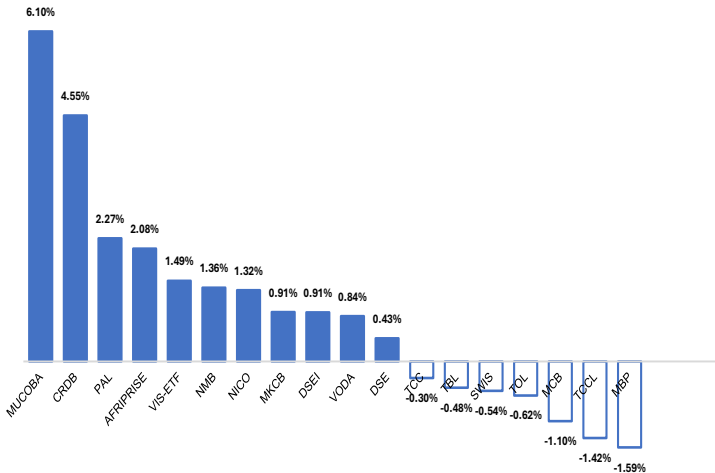
+255 764 269 090/+255 714 269 090



PSSSF House, Ground Floor, Samora Avenue/Morogoro Rd Dar es Salaam

Dar-es-Salaam Stock Exchange Market Performance			
Indicators	12-Dec-25	15-Dec-25	Daily % Change
All Share Index (DSEI)	2,624.61	2,648.39	0.91%
Tanzania Share Index (TSI)	5,351.37	5,427.75	1.43%
Industrial & Allied Index (IA)	4,143.14	4,125.93	-0.42%
Banks, Finance & Investment Index (BI)	9,954.27	10,223.40	2.70%
Commercial Services (CS)	1,698.96	1,712.75	0.81%
Domestic Market Cap in Trillions TZS	12.20	12.20	0.00%
Total Market Cap in Trillions TZS	22.80	23.01	0.91%
Equity Turnover in Billions TZS	3.67	8.47	130.58%
Face Value Bonds Turnover in Billions TZS	25.80	23.37	-9.43%

Top Movers



Currency & Commodity Movements

Currency/Commodity	12-Dec-25	15-Dec-25	Daily % Change
USD	2,440.53	2,441.04	0.02%
EUR	2,860.54	2,863.58	0.11%
GBP	3,268.84	3,265.86	-0.09%
KES	18.90	18.91	0.02%
UGX	0.69	0.69	0.07%
ZAR	144.08	144.83	0.52%
CNY	345.77	346.02	0.07%
GOLD	10,276,086	10,583,061	2.99%

Upcoming Treasury Bond Auction				
Auction Date	Bond Tenure	Annual Coupon	Semi Annual Coupon	Effective Date
17-Dec-25	20-Years	13.00%	6.50%	18-Dec-45



SOLOMON Stockbrokers



research@solomon.co.tz



+255 764 269 090/+255 714 269 090



PSSSF House, Ground Floor, Samora Avenue/Morogoro Rd Dar es Salaam

# Equity Market Snapshot

15th December 2025

Company	15-Dec-25	Daily Gain/Loss	Daily High	Daily Low	Turnover in Mlns TZS	Volumes Traded	Outstanding Bids	Outstanding Offers	Market Cap in Blns TZS
AFRIPRISE	490	2.08%	500	480	11.44	23,278	27,543	32,000	71.56
CRDB	1,380	4.55%	1,380	1,330	768.52	558,155	216,124	58,998	3,604.34
DCB	235	0.00%	235	220	35.03	149,698	18,743	25,023	45.02
DSE	7,040	0.43%	7,300	6,600	35.81	5,079	227	10,391	167.72
JHL	6,400	0.00%	0	0	0.00	0	0	0	463.83
KCB	1,320	0.00%	0	0	0.00	0	0	100	3,920.84
MBP	620	-1.59%	650	600	1.71	2,748	607	124	18.59
MCB	450	-1.10%	450	400	2.49	5,537	0	55,592	27.82
MKCB	2,210	0.91%	2,300	2,050	5.42	2,435	298	2,452	52.06
MUCOBA	435	6.10%	435	420	5.02	11,534	522	4,483	14.21
NICO	1,540	1.32%	1,700	1,470	41.92	27,229	39,002	374	94.93
NMB	8,190	1.36%	8,200	8,080	1,202.21	148,367	19,427	635	4,095.00
YETU	510	0.00%	0	0	0.00	0	0	0	6.18
EABL	4,160	0.00%	0	0	0.00	0	0	0	3,289.62
JATU	265	0.00%	0	0	0.00	0	0	0	5.28
TBL	8,230	-0.48%	8,280	8,180	12.47	1,514	78	2,594	2,428.31
TCC	9,920	-0.30%	9,930	9,910	13.09	1,320	0	5,328	992.00
TCCL	2,090	-1.42%	2,120	2,080	1.18	562	31,707	0	399.22
TOL	795	-0.62%	900	790	6.64	8,322	1,564	0	45.72
TPCC	6,050	0.00%	6,050	6,020	4,533.93	824,138	774	8,786	1,088.53
TTP	350	0.00%	400	390	0.06	157	1,231	6,210	33.27
KA**	105	0.00%	0	0	0.00	0	0	0	596.55
NMG	280	0.00%	0	0	0.00	0	0	0	52.79
PAL	225	2.27%	250	210	1.43	6,335	7,350	0	36.11
SWIS	1,830	-0.54%	1,840	1,800	6.21	3,388	7,133	1,795	65.88
VODA	600	0.84%	600	585	24.25	40,517	16,288	76,314	1,344.00
SWALA	450	0.00%	0	0	0.00	0	0	0	47.79
USL	5	0.00%	0	0	0.00	0	0	0	1.82
VIS-ETF	340	1.49%	350	330	74.78	218,403	83,513	0	8.50
DSEI	2,648	0.91%			6,708.83	1,820,313			23,008.99



SOLOMON Stockbrokers



research@solomon.co.tz

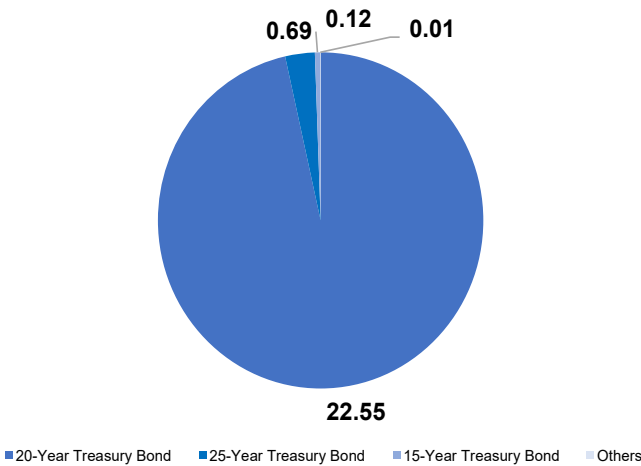


+255 764 269 090/+255 714 269 090

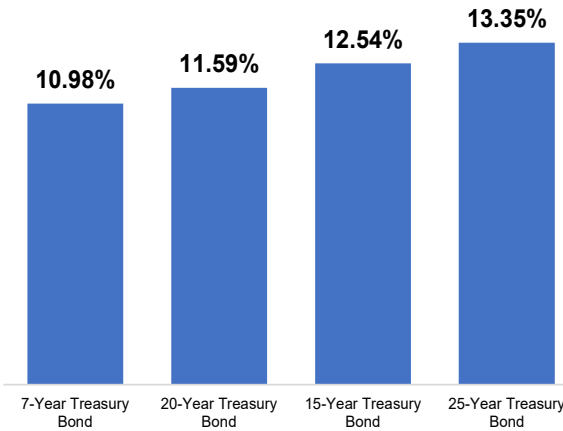


PSSSF House, Ground Floor, Samora Avenue/Morogoro Rd Dar es Salaam

Secondary Markets Bonds Turnover in Billions TZS



Weighted Avg Yield to Maturity (Secondary Markets)



Latest Treasury Bond Results

Primary Markets	2-year Bonds	5-year Bond	10-year Bond	15-year Bond	20-year Bond	25-year Bond
Bond No	687	689	674	688	678	686
Auction Dates	15-Oct-25	26-Nov-25	2-Oct-25	12-Nov-25	3-Sep-25	24-Sep-25
Coupon Rates	10.00%	10.75%	13.50%	12.75%	14.00%	13.75%
Redemption Dates	16-Oct-27	27-Nov-30	31-Jul-35	13-Nov-40	4-Sep-45	25-Sep-50
Number of bids received	86	67	246	217	420	328
Number of successful bids	77	38	152	17	161	43
Highest bid/100	103.17%	104.00%	113.00%	106.25%	109.00%	108.00%
Lowest bid/100	82.11%	91.90%	96.30%	91.00%	88.00%	89.55%
Minimum successful price/100	97.50%	98.00%	104.50%	104.00%	101.00%	102.95%
successful bids (WAP)	99.89%	100.76%	105.84%	104.60%	103.04%	104.06%
Yield-to-maturity (Weighted Avg)	10.05%	10.54%	12.45%	12.08%	13.55%	13.19%
Weighted Average Coupon Yield	10.01%	10.67%	12.76%	12.19%	13.59%	13.21%
Amount offered TZS Millions	119,190.00	174,930.00	162,760.00	140,670.00	244,008.00	264,310.00
Total tendered TZS Millions	126,892.00	210,666.40	550,332.80	777,790.60	829,484.50	979,972.40
Under/oversubscribed (+/-) TZS Mlns	-7,702.00	-35,736.40	-387,572.80	-637,120.60	-585,476.50	-715,662.40
Successful bids TZS Millions	107,192.00	137,442.90	130,907.00	171,700.00	244,008.00	264,310.00
Coupon 1	16-Apr	27-May	31-Jan	13-May	4-Mar	25-Mar
Coupon 2	16-Oct	17-Nov	31-Jul	13-Nov	4-Sep	25-Sep
Accrued Interest	2.40	0.00	2.33	0.00	0.00	0.00



SOLOMON Stockbrokers



research@solomon.co.tz



+255 764 269 090/+255 714 269 090



PSSSF House, Ground Floor, Samora Avenue/Morogoro Rd Dar es Salaam



### Important Disclaimer!

[All care has been taken in the preparation of this commercial document and the information contained therein has been derived from sources believed to be accurate and reliable. If you are in any doubt about the contents of this document do not hesitate to contact the above mentioned. SOLOMON Stockbrokers Ltd does not assume responsibility for any error, omission or opinion expressed. Anyone acting on the information or opinion does so at his own risk. This information has been sent to you for your information and may not be reproduced. Unauthorised use or disclosure of this document is strictly prohibited. © Copyright 2025 SOLOMON Stockbrokers Ltd. All rights reserved]



# SOLOMON Stockbrokers

*A Member of Dar es Salaam Stock Exchange & Authorized Dealer of Government Securities*

**STOCKBROKERS / DEALERS**

**INVESTMENT ADVISERS**

**FUND MANAGERS**

## PROFILE



The Company is licensed as Stockbrokers / Dealers, Investment Advisers and Fund Managers by the Capital Markets and Securities Authority (CMSA). SOLOMON is also licensed as a Primary Dealer of Government Securities by the Bank of Tanzania (BoT).

PSSSF House, Ground Floor  
Samora Avenue / Morogoro Road  
P.O. Box 77049  
Dar es Salaam

+255 764 269090  
+255 714 269090



[research@solomon.co.tz](mailto:research@solomon.co.tz)

[www.solomon.co.tz](http://www.solomon.co.tz)

[@sstockbrokers](https://www.instagram.com/sstockbrokers)

[#elimuYaUwekezajiHisa](https://www.facebook.com/elimuYaUwekezajiHisa)