



SOLOMON Stockbrokers

THE DAILY TICKER

For the day ending
12th December 2025



research@solomon.co.tz



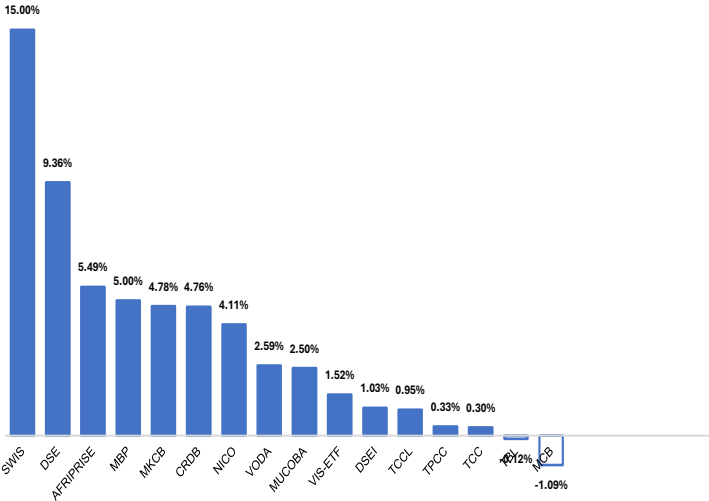
+255 764 269 090/+255 714 269 090



PSSSF House, Ground Floor, Samora Avenue/Morogoro Rd Dar es Salaam

Dar-es-Salaam Stock Exchange Market Performance			
Indicators	11-Dec-25	12-Dec-25	Daily % Change
All Share Index (DSEI)	2,597.98	2,624.61	1.03%
Tanzania Share Index (TSI)	5,265.86	5,351.37	1.62%
Industrial & Allied Index (IA)	4,136.97	4,143.14	0.15%
Banks, Finance & Investment Index (BI)	9,727.75	9,954.27	2.33%
Commercial Services (CS)	1,648.93	1,698.96	3.03%
Domestic Market Cap in Trillions TZS	12.20	12.20	0.00%
Total Market Cap in Trillions TZS	22.57	22.80	1.02%
Equity Turnover in Billions TZS	3.33	3.67	10.34%
Face Value Bonds Turnover in Billions TZS	20.31	25.80	27.05%

Top Movers



Currency & Commodity Movements

Currency/Commodity	11-Dec-25	12-Dec-25	Daily % Change
USD	2,437.14	2,440.53	0.14%
EUR	2,837.08	2,860.54	0.83%
GBP	3,245.30	3,268.84	0.73%
KES	18.86	18.90	0.26%
UGX	0.68	0.69	0.51%
ZAR	143.20	144.08	0.61%
CNY	345.06	345.77	0.21%
GOLD	10,228,347	10,276,086	0.47%

Upcoming Treasury Bond Auction				
Auction Date	Bond Tenure	Annual Coupon	Semi Annual Coupon	Effective Date
17-Dec-25	20-Years	13.00%	6.50%	18-Dec-45



SOLOMON Stockbrokers



research@solomon.co.tz



+255 764 269 090/+255 714 269 090



PSSSF House, Ground Floor, Samora Avenue/Morogoro Rd Dar es Salaam

Equity Market Snapshot

12th December 2025

Company	12-Dec-25	Daily Gain/Loss	Daily High	Daily Low	Turnover in Mlns TZS	Volumes Traded	Outstanding Bids	Outstanding Offers	Market Cap in Blns TZS
AFRIPRISE	480	5.49%	490	460	4.37	9,078	16,320	45,395	70.10
CRDB	1,320	4.76%	1,320	1,270	636.83	484,185	218,526	0	3,447.63
DCB	235	0.00%	235	220	9.55	40,914	13,671	160,463	45.02
DSE	7,010	9.36%	7,300	6,600	28.68	4,102	3,646	3,372	167.01
JHL	6,400	0.00%	0	0	0.00	0	0	0	463.83
KCB	1,320	0.00%	0	0	0.00	0	0	5,986	3,920.84
MBP	630	5.00%	630	610	0.88	1,402	1,082	0	18.89
MCB	455	-1.09%	480	450	0.18	385	0	60,979	28.13
MKCB	2,190	4.78%	2,300	2,100	3.17	1,430	742	3,434	51.59
MUCOBA	410	2.50%	435	410	4.76	11,605	11,719	0	13.39
NICO	1,520	4.11%	1,550	1,470	22.77	15,029	32,860	11,975	93.70
NMB	8,080	0.00%	8,200	8,000	18.43	2,285	17,926	5,232	4,040.00
YETU	510	0.00%	0	0	0.00	0	0	0	6.18
EABL	4,160	0.00%	0	0	0.00	0	0	0	3,289.62
JATU	265	0.00%	0	0	0.00	0	0	0	5.28
TBL	8,270	-0.12%	8,280	8,170	13.98	1,692	76	7,047	2,440.11
TCC	9,950	0.30%	10,000	9,920	23.75	2,387	113	4,638	995.00
TCCL	2,120	0.95%	2,310	2,020	25.03	11,772	7,570	0	134.98
TOL	800	0.00%	800	780	13.76	17,226	6,903	529	46.00
TPCC	6,050	0.33%	6,050	6,040	7.34	1,213	1,506	10,479	1,088.53
TTP	350	0.00%	390	330	0.07	197	810	18	33.27
KA**	105	0.00%	0	0	0.00	0	0	0	596.55
NMG	280	0.00%	0	0	0.00	0	0	0	52.79
PAL	220	0.00%	230	190	0.50	2,301	0	5,827	35.30
SWIS	1,840	15.00%	1,840	1,800	2.61	1,419	4,452	3,320	66.24
VODA	595	2.59%	605	580	7.93	13,368	56,411	82,486	1,332.80
SWALA	450	0.00%	0	0	0.00	0	0	0	47.79
USL	5	0.00%	0	0	0.00	0	0	0	1.82
VIS-ETF	335	1.52%	340	330	86.68	258,240	32,189	109,738	8.38
DSEI	2,625	1.03%			824.59	621,990			22,532.40



SOLOMON Stockbrokers



research@solomon.co.tz

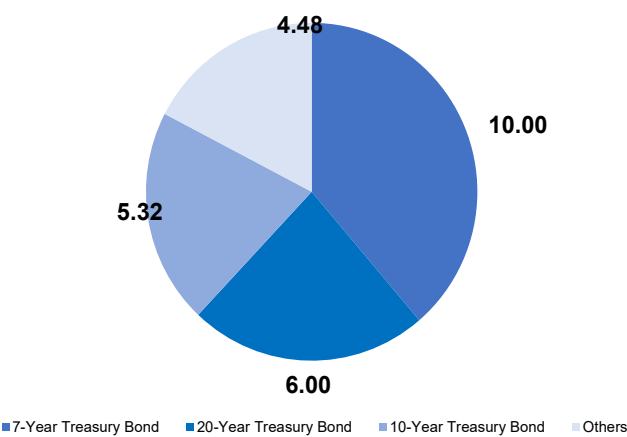


+255 764 269 090/+255 714 269 090

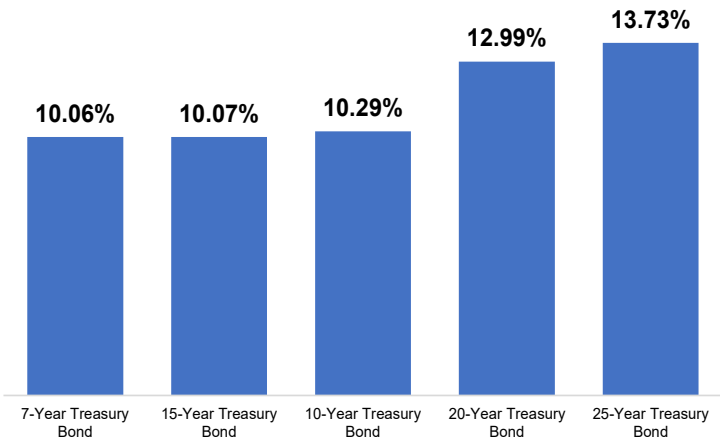


PSSSF House, Ground Floor, Samora Avenue/Morogoro Rd Dar es Salaam

Secondary Markets Bonds Turnover in Billions TZS



Weighted Avg Yield to Maturity (Secondary Markets)



Latest Treasury Bond Results

Primary Markets	2-year Bonds	5-year Bond	10-year Bond	15-year Bond	20-year Bond	25-year Bond
Bond No	687	689	674	688	678	686
Auction Dates	15-Oct-25	26-Nov-25	2-Oct-25	12-Nov-25	3-Sep-25	24-Sep-25
Coupon Rates	10.00%	10.75%	13.50%	12.75%	14.00%	13.75%
Redemption Dates	16-Oct-27	27-Nov-30	31-Jul-35	13-Nov-40	4-Sep-45	25-Sep-50
Number of bids received	86	67	246	217	420	328
Number of successful bids	77	38	152	17	161	43
Highest bid/100	103.17%	104.00%	113.00%	106.25%	109.00%	108.00%
Lowest bid/100	82.11%	91.90%	96.30%	91.00%	88.00%	89.55%
Minimum successful price/100	97.50%	98.00%	104.50%	104.00%	101.00%	102.95%
successful bids (WAP)	99.89%	100.76%	105.84%	104.60%	103.04%	104.06%
Yield-to-maturity (Weighted Avg)	10.05%	10.54%	12.45%	12.08%	13.55%	13.19%
Weighted Average Coupon Yield	10.01%	10.67%	12.76%	12.19%	13.59%	13.21%
Amount offered TZS Millions	119,190.00	174,930.00	162,760.00	140,670.00	244,008.00	264,310.00
Total tendered TZS Millions	126,892.00	210,666.40	550,332.80	777,790.60	829,484.50	979,972.40
Under/oversubscribed (+/-) TZS Mlns	-7,702.00	-35,736.40	-387,572.80	-637,120.60	-585,476.50	-715,662.40
Successful bids TZS Millions	107,192.00	137,442.90	130,907.00	171,700.00	244,008.00	264,310.00
Coupon 1	16-Apr	27-May	31-Jan	13-May	4-Mar	25-Mar
Coupon 2	16-Oct	17-Nov	31-Jul	13-Nov	4-Sep	25-Sep
Accrued Interest	2.40	0.00	2.33	0.00	0.00	0.00



SOLOMON Stockbrokers



research@solomon.co.tz



+255 764 269 090/+255 714 269 090



PSSSF House, Ground Floor, Samora Avenue/Morogoro Rd Dar es Salaam

Important Disclaimer!

[All care has been taken in the preparation of this commercial document and the information contained therein has been derived from sources believed to be accurate and reliable. If you are in any doubt about the contents of this document do not hesitate to contact the above mentioned. SOLOMON Stockbrokers Ltd does not assume responsibility for any error, omission or opinion expressed. Anyone acting on the information or opinion does so at his own risk. This information has been sent to you for your information and may not be reproduced. Unauthorised use or disclosure of this document is strictly prohibited. © Copyright 2025 SOLOMON Stockbrokers Ltd. All rights reserved]



SOLOMON Stockbrokers

A Member of Dar es Salaam Stock Exchange & Authorized Dealer of Government Securities

STOCKBROKERS / DEALERS

INVESTMENT ADVISERS

FUND MANAGERS

PROFILE



The Company is licensed as Stockbrokers / Dealers, Investment Advisers and Fund Managers by the Capital Markets and Securities Authority (CMSA). SOLOMON is also licensed as a Primary Dealer of Government Securities by the Bank of Tanzania (BoT).

PSSSF House, Ground Floor
Samora Avenue / Morogoro Road
P.O. Box 77049
Dar es Salaam

+255 764 269090
+255 714 269090



research@solomon.co.tz

www.solomon.co.tz

[@sstockbrokers](https://www.instagram.com/sstockbrokers)

[#elimuYaUwekezajiHisa](https://www.facebook.com/elimuYaUwekezajiHisa)