



**SOLOMON** Stockbrokers

# THE DAILY TICKER

For the day ending  
11th December 2025



[research@solomon.co.tz](mailto:research@solomon.co.tz)



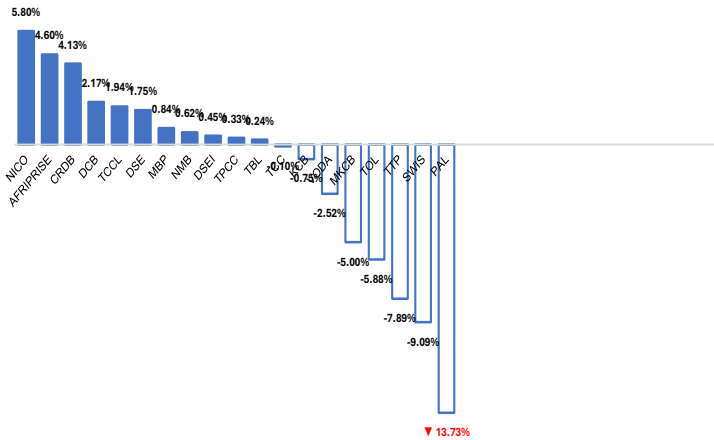
+255 764 269 090/+255 714 269 090



PSSSF House, Ground Floor, Samora Avenue/Morogoro Rd Dar es Salaam

Dar-es-Salaam Stock Exchange Market Performance			
Indicators	10-Dec-25	11-Dec-25	Daily % Change
All Share Index (DSEI)	2,586.43	2,597.98	0.45%
Tanzania Share Index (TSI)	5,217.80	5,265.86	0.92%
Industrial & Allied Index (IA)	4,128.36	4,136.97	0.21%
Banks, Finance & Investment Index (BI)	9,522.49	9,727.75	2.16%
Commercial Services (CS)	1,702.20	1,648.93	-3.13%
Domestic Market Cap in Trillions TZS	12.20	12.20	0.00%
Total Market Cap in Trillions TZS	22.47	22.57	0.45%
Equity Turnover in Billions TZS	3.65	2.85	-21.99%
Face Value Bonds Turnover in Billions TZS	8.87	20.31	128.93%

Top Movers



Currency & Commodity Movements

Currency/Commodity	10-Dec-25	11-Dec-25	Daily % Change
USD	2,429.79	2,437.14	0.30%
EUR	2,831.44	2,837.08	0.20%
GBP	3,243.77	3,245.30	0.05%
KES	18.78	18.86	0.42%
UGX	0.69	0.68	-0.60%
ZAR	143.42	143.20	-0.15%
CNY	343.59	345.06	0.43%
GOLD	10,294,686	10,228,347	-0.64%

Upcoming Treasury Bond Auction				
Auction Date	Bond Tenure	Annual Coupon	Semi Annual Coupon	Effective Date
17-Dec-25	20-Years	13.00%	6.50%	18-Dec-45



SOLOMON Stockbrokers



research@solomon.co.tz



+255 764 269 090/+255 714 269 090



PSSSF House, Ground Floor, Samora Avenue/Morogoro Rd Dar es Salaam

# Equity Market Snapshot

11th December 2025

Company	11-Dec-25	Daily Gain/Loss	Daily High	Daily Low	Turnover in Mlns TZS	Volumes Traded	Outstanding Bids	Outstanding Offers	Market Cap in Blns TZS
AFRIPRISE	455	4.60%	500	430	9.33	20,469	12,620	9,455	66.45
CRDB	1,260	4.13%	1,270	1,220	541.64	428,831	216,005	0	3,290.92
DCB	235	2.17%	235	225	4.47	19,170	2,997	166,729	45.02
DSE	6,410	1.75%	6,690	6,100	62.88	9,807	2,895	469	152.71
JHL	6,400	0.00%	0	0	0.00	0	0	0	463.83
KCB	1,320	-0.75%	1,320	1,320	1.98	1,500	0	5,986	3,920.84
MBP	600	0.84%	620	550	1.52	2,530	92	1,392	17.99
MCB	460	0.00%	455	450	0.08	166	95	51,884	28.44
MKCB	2,090	-5.00%	2,300	2,090	5.64	2,689	3,447	4,704	49.23
MUCOBA	400	0.00%	410	410	0.00	10	11,783	0	13.07
NICO	1,460	5.80%	1,550	1,400	18.36	12,601	30,151	1,279	90.00
NMB	8,080	0.62%	8,100	8,000	108.51	13,435	673	0	4,040.00
YETU	510	0.00%	0	0	0.00	0	0	0	6.18
EABL	4,160	0.00%	0	0	0.00	0	0	0	3,289.62
JATU	265	0.00%	0	0	0.00	0	0	0	5.28
TBL	8,280	0.24%	8,280	8,270	9.80	1,184	305	8,423	2,443.06
TCC	9,920	-0.10%	10,000	9,900	24.92	2,512	4,038	902	992.00
TCCL	2,100	1.94%	2,300	2,100	44.46	21,148	17,782	971	133.71
TOL	800	-5.88%	850	800	7.30	9,118	37	70,418	46.00
TPCC	6,030	0.33%	6,050	6,010	30.54	5,066	2,111	11,662	1,084.94
TTP	350	-7.89%	380	325	0.25	704	794	4,939	33.27
KA**	105	0.00%	0	0	0.00	0	0	0	596.55
NMG	280	0.00%	0	0	0.00	0	0	0	52.79
PAL	220	-13.73%	270	220	0.81	3,628	478	771	35.30
SWIS	1,600	-9.09%	1,900	1,570	54.93	34,285	4,209	741	57.60
VODA	580	-2.52%	610	575	11.16	19,148	47,717	8,726	1,299.20
SWALA	450	0.00%	0	0	0.00	0	0	0	47.79
USL	5	0.00%	0	0	0.00	0	0	0	1.82
VIS-ETF	330	0.00%	340	320	45.92	138,172	20	161,044	8.25
DSEI	2,598	0.45%			938.59	608,001			22,303.62



SOLOMON Stockbrokers



research@solomon.co.tz

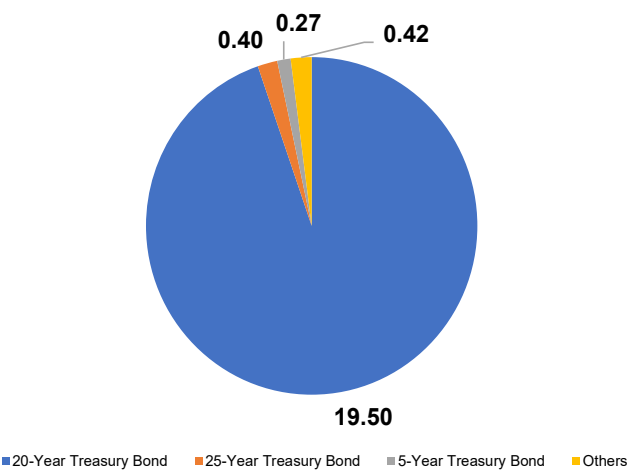


+255 764 269 090/+255 714 269 090

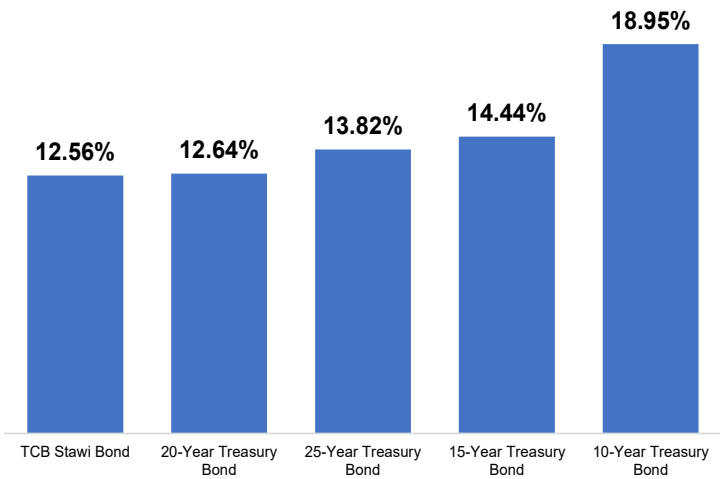


PSSSF House, Ground Floor, Samora Avenue/Morogoro Rd Dar es Salaam

Secondary Markets Bonds Turnover in Billions TZS



Weighted Avg Yield to Maturity (Secondary Markets)



Latest Treasury Bond Results

Primary Markets	2-year Bonds	5-year Bond	10-year Bond	15-year Bond	20-year Bond	25-year Bond
Bond No	687	689	674	688	678	686
Auction Dates	15-Oct-25	26-Nov-25	2-Oct-25	12-Nov-25	3-Sep-25	24-Sep-25
Coupon Rates	10.00%	10.75%	13.50%	12.75%	14.00%	13.75%
Redemption Dates	16-Oct-27	27-Nov-30	31-Jul-35	13-Nov-40	4-Sep-45	25-Sep-50
Number of bids received	86	67	246	217	420	328
Number of successful bids	77	38	152	17	161	43
Highest bid/100	103.17%	104.00%	113.00%	106.25%	109.00%	108.00%
Lowest bid/100	82.11%	91.90%	96.30%	91.00%	88.00%	89.55%
Minimum successful price/100	97.50%	98.00%	104.50%	104.00%	101.00%	102.95%
successful bids (WAP)	99.89%	100.76%	105.84%	104.60%	103.04%	104.06%
Yield-to-maturity (Weighted Avg)	10.05%	10.54%	12.45%	12.08%	13.55%	13.19%
Weighted Average Coupon Yield	10.01%	10.67%	12.76%	12.19%	13.59%	13.21%
Amount offered TZS Millions	119,190.00	174,930.00	162,760.00	140,670.00	244,008.00	264,310.00
Total tendered TZS Millions	126,892.00	210,666.40	550,332.80	777,790.60	829,484.50	979,972.40
Under/oversubscribed (+/-) TZS Mlns	-7,702.00	-35,736.40	-387,572.80	-637,120.60	-585,476.50	-715,662.40
Successful bids TZS Millions	107,192.00	137,442.90	130,907.00	171,700.00	244,008.00	264,310.00
Coupon 1	16-Apr	27-May	31-Jan	13-May	4-Mar	25-Mar
Coupon 2	16-Oct	17-Nov	31-Jul	13-Nov	4-Sep	25-Sep
Accrued Interest	2.40	0.00	2.33	0.00	0.00	0.00



SOLOMON Stockbrokers



research@solomon.co.tz



+255 764 269 090/+255 714 269 090



PSSSF House, Ground Floor, Samora Avenue/Morogoro Rd Dar es Salaam



### Important Disclaimer!

[All care has been taken in the preparation of this commercial document and the information contained therein has been derived from sources believed to be accurate and reliable. If you are in any doubt about the contents of this document do not hesitate to contact the above mentioned. SOLOMON Stockbrokers Ltd does not assume responsibility for any error, omission or opinion expressed. Anyone acting on the information or opinion does so at his own risk. This information has been sent to you for your information and may not be reproduced. Unauthorised use or disclosure of this document is strictly prohibited. © Copyright 2025 SOLOMON Stockbrokers Ltd. All rights reserved]



# SOLOMON Stockbrokers

*A Member of Dar es Salaam Stock Exchange & Authorized Dealer of Government Securities*

**STOCKBROKERS / DEALERS**

**INVESTMENT ADVISERS**

**FUND MANAGERS**

## PROFILE



The Company is licensed as Stockbrokers / Dealers, Investment Advisers and Fund Managers by the Capital Markets and Securities Authority (CMSA). SOLOMON is also licensed as a Primary Dealer of Government Securities by the Bank of Tanzania (BoT).

PSSSF House, Ground Floor  
Samora Avenue / Morogoro Road  
P.O. Box 77049  
Dar es Salaam

+255 764 269090  
+255 714 269090



[research@solomon.co.tz](mailto:research@solomon.co.tz)

[www.solomon.co.tz](http://www.solomon.co.tz)

[@sstockbrokers](https://www.instagram.com/sstockbrokers)

[#elimuYaUwekezajiHisa](https://twitter.com/elimuYaUwekezajiHisa)