



SOLOMON Stockbrokers

THE DAILY TICKER

For the day ending
24th September 2025



research@solomon.co.tz



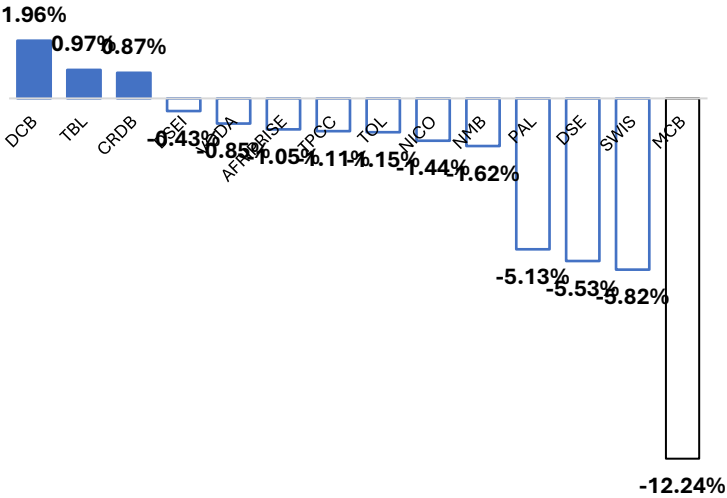
+255 764 269 090/+255 714 269 090



PSSSF House, Ground Floor, Samora Avenue/Morogoro Rd Dar es Salaam

Dar-es-Salaam Stock Exchange Market Performance			
Indicators	23-Sep-25	24-Sep-25	Daily % Change
All Share Index (DSEI)	2,500.20	2,493.35	-0.27%
Tanzania Share Index (TSI)	5,152.80	5,130.63	-0.43%
Industrial & Allied Index (IA)	4,140.25	4,148.42	0.20%
Banks, Finance & Investment Index (BI)	9,325.73	9,261.85	-0.68%
Commercial Services (CS)	1,669.79	1,649.93	-1.19%
Domestic Market Cap in Trillions TZS	13.64	13.58	-0.43%
Total Market Cap in Trillions TZS	21.43	21.37	-0.27%
Equity Turnover in Billions TZS	19.52	9.63	-50.65%
Face Value Bonds Turnover in Billions TZS	16.13	3.82	-76.33%

Top Movers



Currency & Commodity Movements

Currency/Commodity	23-Sep-25	24-Sep-25	Daily % Change
USD	2,463.35	2,459.32	-0.16%
EUR	2,903.06	2,901.76	-0.04%
GBP	3,327.75	3,327.71	0.00%
KES	19.04	19.01	-0.16%
UGX	0.70	0.70	-0.16%
ZAR	142.36	142.47	0.08%
CNY	346.34	345.84	-0.14%
GOLD	9,153,801	9,307,855	1.68%

Upcoming Treasury Bond Auction				
Auction Date	Bond Tenure	Annual Coupon	Semi Annual Coupon	Effective Date
1-Oct-25	2-Years	12.00%	6.00%	10-Jul-27



SOLOMON Stockbrokers



research@solomon.co.tz



+255 764 269 090/+255 714 269 090

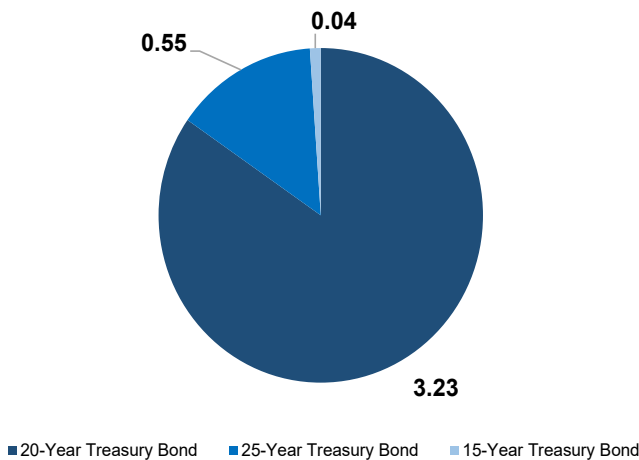


PSSSF House, Ground Floor, Samora Avenue/Morogoro Rd Dar es Salaam

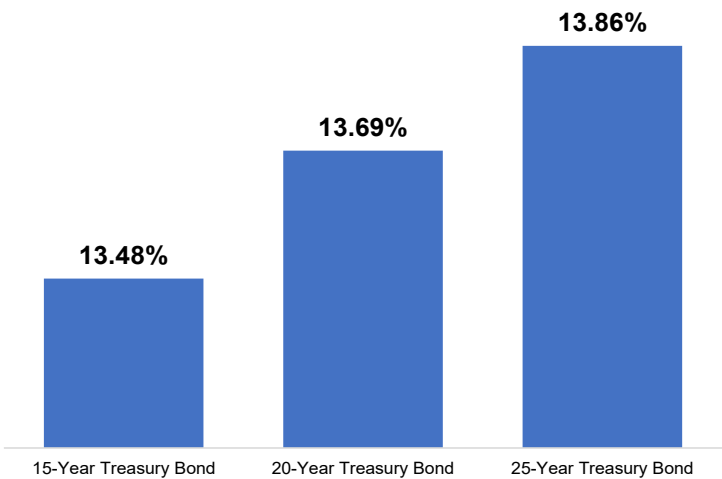
Company	24-Sep-25	Daily Gain/Loss	Daily High	Daily Low	Turnover in Mlns TZS	Volumes Traded	Outstanding Bids	Outstanding Offers	Market Cap in Blns TZS
AFRIPRISE	470	-1.05%	490	460	7.73	16,522	6,928	8,140	68.64
CRDB	1,160	0.87%	1,200	1,150	510.62	438,355	125,313	0	3,029.73
DCB	260	1.96%	270	240	6.25	24,246	9,802	38,341	49.81
DSE	5,470	-5.53%	5,750	5,400	27.80	5,081	25	10,871	130.32
JHL	6,400	0.00%	0	0	0.00	0	0	0	463.83
KCB	1,140	0.00%	0	0	0.00	0	0	0	3,386.18
MBP	750	0.00%	795	740	2.68	3,577	1,015	2,071	22.49
MCB	430	-12.24%	450	420	0.29	675	0	14,690	26.58
MKCB	2,000	0.00%	2,000	1,990	2.84	1,419	2,071	6,631	47.11
MUCOBA	340	0.00%	340	340	0.00	9	1	0	11.11
NICO	1,370	-1.44%	1,400	1,250	30.79	22,547	3,335	55,988	84.45
NMB	7,900	-1.62%	8,030	7,870	595.67	76,024	3,931	26,286	3,950.00
YETU	510	0.00%	0	0	0.00	0	0	0	6.18
EABL	4,160	0.00%	0	0	0.00	0	0	0	3,289.62
JATU	265	0.00%	0	0	0.00	0	0	2,556	5.28
TBL	7,300	0.97%	7,300	7,200	27.34	3,748	18,216	0	2,153.91
TCC	13,660	0.00%	13,390	13,390	0.13	10	0	42,201	1,366.00
TCCL	2,600	0.00%	2,600	2,530	13.55	5,211	0	3,958	165.54
TOL	860	-1.15%	870	860	2.02	2,342	2,905	50	49.46
TPCC	5,330	-1.11%	5,360	5,190	12.26	2,302	1,822	10,622	958.99
TTP	165	0.00%	170	165	0.20	1,186	1,775	14,265	15.68
KA**	10	-90.48%	0	0	0.00	0	0	0	56.81
NMG	280	0.00%	0	0	0.00	0	0	0	52.79
PAL	185	-5.13%	195	185	1.28	6,892	0	10,757	29.69
SWIS	1,780	-5.82%	1,850	1,700	7.88	4,446	219	71,117	64.08
VODA	580	-0.85%	590	570	5.33	9,155	93,576	18,571	1,299.20
SWALA	450	0.00%	0	0	0.00	0	0	0	47.79
USL	5	0.00%	0	0	0.00	0	0	0	1.82
DSEI	2,493	-0.43%			1,254.65	623,747			20,833.10



Secondary Markets Bonds Turnover in Billions TZS



Weighted Avg Yield to Maturity (Secondary Markets)



Latest Treasury Bond Results

Primary Markets	2-year Bonds	5-year Bond	10-year Bond	15-year Bond	20-year Bond	25-year Bond
Bond No	672	673	674	670	678	686
Auction Dates	9-Jul-25	10-Sep-25	30-Jul-25	20-Aug-25	3-Sep-25	24-Sep-25
Coupon Rates	12.00%	12.75%	13.50%	14.50%	14.00%	13.75%
Redemption Dates	10-Jul-27	17-Jul-30	31-Jul-35	24-Feb-40	4-Sep-45	25-Sep-50
Number of bids received	70	67	142	226	420	328
Number of successful bids	69	28	94	50	161	43
Highest bid/100	101.15%	103.50%	102.00%	106.81%	109.00%	108.00%
Lowest bid/100	91.55%	91.00%	85.00%	90.00%	88.00%	89.55%
Minimum successful price/100	97.50%	99.29%	97.35%	103.09%	101.00%	102.95%
successful bids (WAP)	99.71%	100.91%	98.70%	103.64%	103.04%	104.06%
Yield-to-maturity (Weighted Avg)	12.17%	12.48%	13.74%	13.91%	13.55%	13.19%
Weighted Average Coupon Yield	12.04%	12.64%	13.68%	13.99%	13.59%	13.21%
Amount offered TZS Millions	105,350.00	123,000.00	146,480.00	191,817.00	244,008.00	264,310.00
Total tendered TZS Millions	104,425.00	94,126.70	182,651.50	668,692.10	829,484.50	979,972.40
Under/oversubscribed (+/-) TZS Mlns	925.00	28,873.30	-36,171.50	-476,875.10	-585,476.50	-715,662.40
Successful bids TZS Millions	104,325.00	56,700.00	158,220.30	244,317.00	244,008.00	264,310.00
Coupon 1	10-Jan	17-Jan	31-Jan	6-Sep	4-Mar	25-Mar
Coupon 2	10-Jul	17-Jul	31-Jul	6-Mar	4-Sep	25-Sep
Accrued Interest	2.40	1.96	0.00	6.67	0.00	0.00



SOLOMON Stockbrokers



research@solomon.co.tz



+255 764 269 090/+255 714 269 090



PSSSF House, Ground Floor, Samora Avenue/Morogoro Rd Dar es Salaam

Important Disclaimer!

[All care has been taken in the preparation of this commercial document and the information contained therein has been derived from sources believed to be accurate and reliable. If you are in any doubt about the contents of this document do not hesitate to contact the above mentioned. SOLOMON Stockbrokers Ltd does not assume responsibility for any error, omission or opinion expressed. Anyone acting on the information or opinion does so at his own risk. This information has been sent to you for your information and may not be reproduced. Unauthorised use or disclosure of this document is strictly prohibited. © Copyright 2025 SOLOMON Stockbrokers Ltd. All rights reserved]



SOLOMON Stockbrokers

A Member of Dar es Salaam Stock Exchange & Authorized Dealer of Government Securities

STOCKBROKERS / DEALERS

INVESTMENT ADVISERS

FUND MANAGERS

PROFILE



The Company is licensed as Stockbrokers / Dealers, Investment Advisers and Fund Managers by the Capital Markets and Securities Authority (CMSA). SOLOMON is also licensed as a Primary Dealer of Government Securities by the Bank of Tanzania (BoT).

PSSSF House, Ground Floor
Samora Avenue / Morogoro Road
P.O. Box 77049
Dar es Salaam



+255 764 269090
+255 714 269090



research@solomon.co.tz

www.solomon.co.tz

[@sstockbrokers](https://www.instagram.com/sstockbrokers)

[#elimuYaUwekezajiHisa](https://twitter.com/elimuYaUwekezajiHisa)