



**SOLOMON** Stockbrokers

# THE DAILY TICKER

For the day ending  
23rd September 2025



[research@solomon.co.tz](mailto:research@solomon.co.tz)



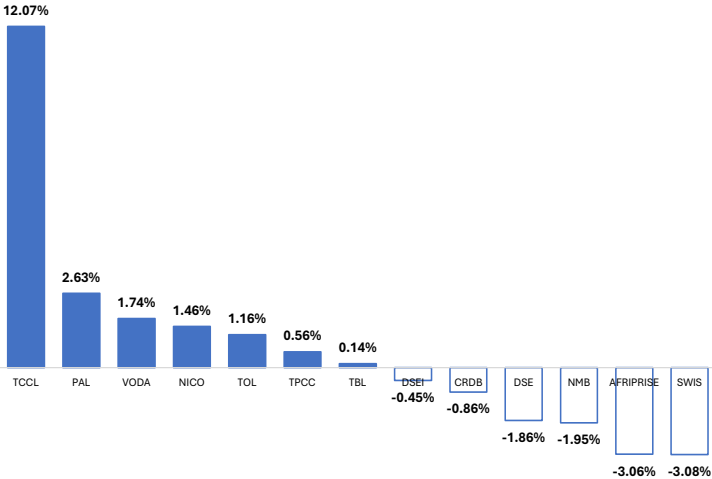
+255 764 269 090/+255 714 269 090



PSSSF House, Ground Floor, Samora Avenue/Morogoro Rd Dar es Salaam

Dar-es-Salaam Stock Exchange Market Performance			
Indicators	22-Sep-25	23-Sep-25	Daily % Change
All Share Index (DSEI)	2,507.42	2,500.20	-0.29%
Tanzania Share Index (TSI)	5,176.18	5,152.80	-0.45%
Industrial & Allied Index (IA)	4,116.71	4,140.25	0.57%
Banks, Finance & Investment Index (BI)	9,462.54	9,325.73	-1.45%
Commercial Services (CS)	1,644.87	1,669.79	1.52%
Domestic Market Cap in Trillions TZS	13.70	13.64	-0.45%
Total Market Cap in Trillions TZS	21.49	21.43	-0.29%
Equity Turnover in Billions TZS	20.98	10.00	-52.31%
Face Value Bonds Turnover in Billions TZS	12.63	16.13	27.67%

Top Movers



Currency & Commodity Movements

Currency/Commodity	22-Sep-25	23-Sep-25	Daily % Change
USD	2,461.37	2,463.35	0.08%
EUR	2,889.65	2,903.06	0.46%
GBP	3,315.96	3,327.75	0.36%
KES	19.02	19.04	0.08%
UGX	0.70	0.70	0.09%
ZAR	141.35	142.36	0.72%
CNY	345.78	346.34	0.16%
GOLD	8,971,956	9,153,801	2.03%

Upcoming Treasury Bond Auction				
Auction Date	Bond Tenure	Annual Coupon	Semi Annual Coupon	Effective Date
24-Sep-25	25-Years	13.75%	6.88%	25-Sep-50



SOLOMON Stockbrokers



research@solomon.co.tz



+255 764 269 090/+255 714 269 090

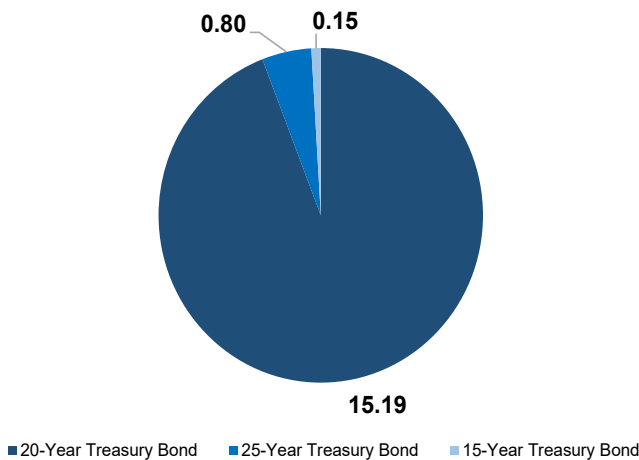


PSSSF House, Ground Floor, Samora Avenue/Morogoro Rd Dar es Salaam

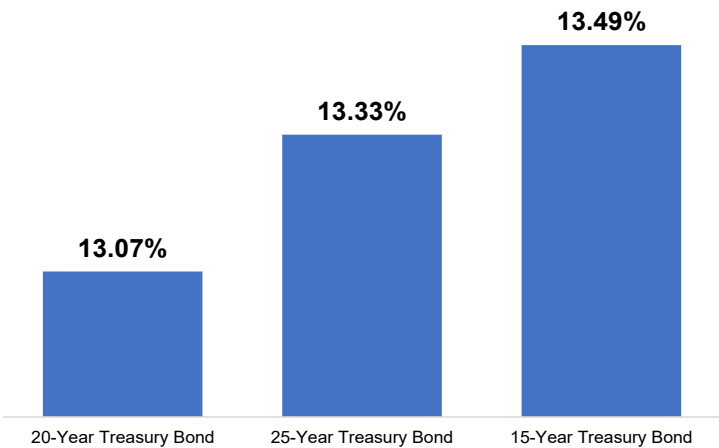
Company	23-Sep-25	Daily Gain/Loss	Daily High	Daily Low	Turnover in Mlns TZS	Volumes Traded	Outstanding Bids	Outstanding Offers	Market Cap in Blns TZS
AFRIPRISE	475	-3.06%	500	465	3.13	6,574	6,448	74,229	69.37
CRDB	1,150	-0.86%	1,180	1,150	563.82	488,462	62,179	3,450	3,003.61
DCB	255	0.00%	270	240	7.58	29,812	145	45,374	48.85
DSE	5,790	-1.86%	5,800	5,510	19.62	3,397	965	8,662	137.94
JHL	6,400	0.00%	0	0	0.00	0	0	0	463.83
KCB	1,140	0.00%	0	0	0.00	0	0	0	3,386.18
MBP	750	0.00%	750	750	0.08	110	0	3,754	22.49
MCB	490	0.00%	490	450	0.18	371	30	10,365	30.29
MKCB	2,000	0.00%	2,000	1,990	4.72	2,361	444	50	47.11
MUCOBA	340	0.00%	0	0	0.00	0	0	0	11.11
NICO	1,390	1.46%	1,480	1,320	4.50	3,243	1,869	57,100	85.69
NMB	8,030	-1.95%	8,170	8,030	174.24	21,685	0	42,315	4,015.00
YETU	510	0.00%	0	0	0.00	0	0	0	6.18
EABL	4,160	0.00%	0	0	0.00	0	0	0	3,289.62
JATU	265	0.00%	0	0	0.00	0	0	0	5.28
TBL	7,230	0.14%	7,300	7,220	72.47	10,023	20,413	2,457	2,133.26
TCC	13,660	0.00%	0	0	0.00	0	0	44,308	1,366.00
TCCL	2,600	12.07%	2,620	2,600	2.27	871	13	9,139	165.54
TOL	870	1.16%	870	850	1.72	1,984	2,283	0	50.03
TPCC	5,390	0.56%	5,460	5,350	13.58	2,521	2,038	12,628	969.79
TTP	165	0.00%	165	150	0.03	183	891	15,451	15.68
KA**	105	0.00%	0	0	0.00	0	0	0	596.55
NMG	280	0.00%	0	0	0.00	0	0	0	52.79
PAL	195	2.63%	200	195	0.49	2,517	457	2,964	31.29
SWIS	1,890	-3.08%	1,900	1,880	4.01	2,125	2,680	50,809	68.04
VODA	585	1.74%	590	570	35.23	60,339	77,636	22,205	1,310.40
SWALA	450	0.00%	0	0	0.00	0	0	0	47.79
USL	5	0.00%	0	0	0.00	0	0	0	1.82
DSEI	2,500	-0.45%			907.67	636,578			21,431.54



Secondary Markets Bonds Turnover in Billions TZS



Weighted Avg Yield to Maturity (Secondary Markets)



Latest Treasury Bond Results

Primary Markets	2-year Bonds	5-year Bond	10-year Bond	15-year Bond	20-year Bond	25-year Bond
Bond No	672	673	674	670	678	675
Auction Dates	9-Jul-25	10-Sep-25	30-Jul-25	20-Aug-25	3-Sep-25	6-Aug-25
Coupon Rates	12.00%	12.75%	13.50%	14.50%	14.00%	15.00%
Redemption Dates	10-Jul-27	17-Jul-30	31-Jul-35	24-Feb-40	4-Sep-45	7-Aug-50
Number of bids received	70	67	142	226	420	939
Number of successful bids	69	28	94	50	161	79
Highest bid/100	101.15%	103.50%	102.00%	106.81%	109.00%	108.00%
Lowest bid/100	91.55%	91.00%	85.00%	90.00%	88.00%	94.30%
Minimum successful price/100	97.50%	99.29%	97.35%	103.09%	101.00%	103.31%
successful bids (WAP)	99.71%	100.91%	98.70%	103.64%	103.04%	103.83%
Yield-to-maturity (Weighted Avg)	12.17%	12.48%	13.74%	13.91%	13.55%	14.42%
Weighted Average Coupon Yield	12.04%	12.64%	13.68%	13.99%	13.59%	14.45%
Amount offered TZS Millions	105,350.00	123,000.00	146,480.00	191,817.00	244,008.00	264,310.00
Total tendered TZS Millions	104,425.00	94,126.70	182,651.50	668,692.10	829,484.50	1,228,655.00
Under/oversubscribed (+/-) TZS Mlns	925.00	28,873.30	-36,171.50	-476,875.10	-585,476.50	-964,345.00
Successful bids TZS Millions	104,325.00	56,700.00	158,220.30	244,317.00	244,008.00	264,310.00
Coupon 1	10-Jan	17-Jan	31-Jan	6-Sep	4-Mar	7-Feb
Coupon 2	10-Jul	17-Jul	31-Jul	6-Mar	4-Sep	7-Aug
Accrued Interest	2.40	1.96	0.00	6.67	0.00	0.00



SOLOMON Stockbrokers



research@solomon.co.tz



+255 764 269 090/+255 714 269 090



PSSSF House, Ground Floor, Samora Avenue/Morogoro Rd Dar es Salaam



### Important Disclaimer!

[All care has been taken in the preparation of this commercial document and the information contained therein has been derived from sources believed to be accurate and reliable. If you are in any doubt about the contents of this document do not hesitate to contact the above mentioned. SOLOMON Stockbrokers Ltd does not assume responsibility for any error, omission or opinion expressed. Anyone acting on the information or opinion does so at his own risk. This information has been sent to you for your information and may not be reproduced. Unauthorised use or disclosure of this document is strictly prohibited. © Copyright 2025 SOLOMON Stockbrokers Ltd. All rights reserved]



# SOLOMON Stockbrokers

*A Member of Dar es Salaam Stock Exchange & Authorized Dealer of Government Securities*

**STOCKBROKERS / DEALERS**

**INVESTMENT ADVISERS**

**FUND MANAGERS**

## PROFILE



The Company is licensed as Stockbrokers / Dealers, Investment Advisers and Fund Managers by the Capital Markets and Securities Authority (CMSA). SOLOMON is also licensed as a Primary Dealer of Government Securities by the Bank of Tanzania (BoT).

PSSSF House, Ground Floor  
Samora Avenue / Morogoro Road  
P.O. Box 77049  
Dar es Salaam

+255 764 269090  
+255 714 269090



[research@solomon.co.tz](mailto:research@solomon.co.tz)

[www.solomon.co.tz](http://www.solomon.co.tz)

[@sstockbrokers](https://www.instagram.com/sstockbrokers)

[#elimuYaUwekezajiHisa](https://www.facebook.com/elimuYaUwekezajiHisa)