



**SOLOMON** Stockbrokers

# THE DAILY TICKER

For the day ending  
22nd September 2025



[research@solomon.co.tz](mailto:research@solomon.co.tz)



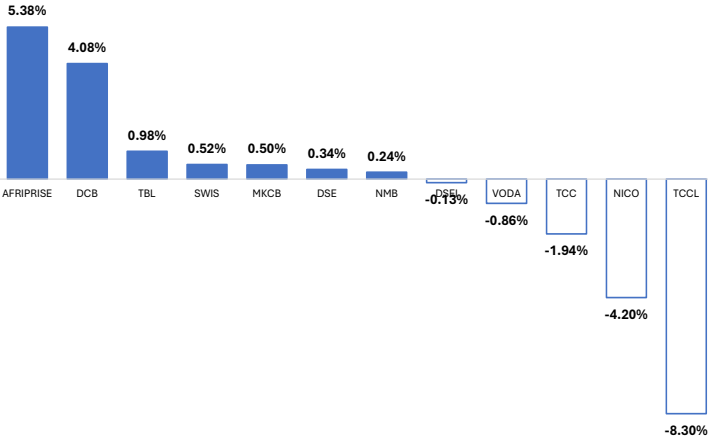
+255 764 269 090/+255 714 269 090



PSSSF House, Ground Floor, Samora Avenue/Morogoro Rd Dar es Salaam

Dar-es-Salaam Stock Exchange Market Performance			
Indicators	19-Sep-25	22-Sep-25	Daily % Change
All Share Index (DSEI)	2,509.52	2,507.42	-0.08%
Tanzania Share Index (TSI)	5,182.97	5,176.18	-0.13%
Industrial & Allied Index (IA)	4,134.06	4,116.71	-0.42%
Banks, Finance & Investment Index (BI)	9,446.85	9,462.54	0.17%
Commercial Services (CS)	1,657.71	1,644.87	-0.77%
Domestic Market Cap in Trillions TZS	13.72	13.70	-0.13%
Total Market Cap in Trillions TZS	21.51	21.49	-0.08%
Equity Turnover in Billions TZS	15.08	10.08	-33.16%
Face Value Bonds Turnover in Billions TZS	4.75	12.63	166.13%

Top Movers



Currency & Commodity Movements

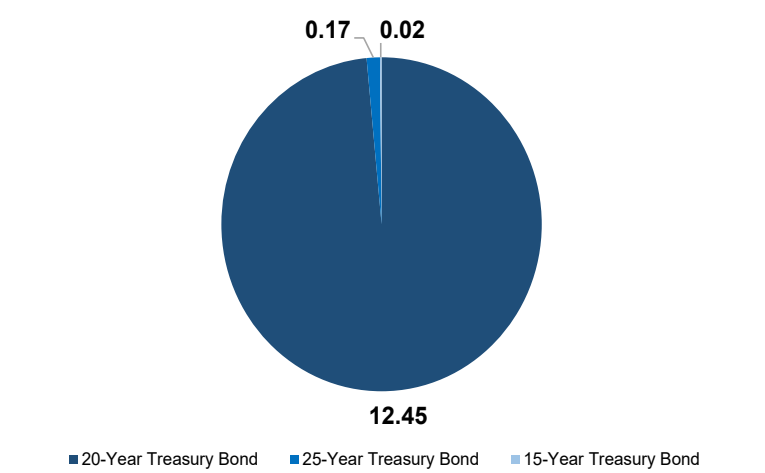
Currency/Commodity	19-Sep-25	22-Sep-25	Daily % Change
USD	2,462.07	2,461.37	-0.03%
EUR	2,901.55	2,889.65	-0.41%
GBP	3,344.23	3,315.96	-0.85%
KES	19.03	19.02	-0.03%
UGX	0.70	0.70	-0.03%
ZAR	141.65	141.35	-0.21%
CNY	346.39	345.78	-0.18%
GOLD	8,994,437	8,971,956	-0.25%

Upcoming Treasury Bond Auction				
Auction Date	Bond Tenure	Annual Coupon	Semi Annual Coupon	Effective Date
24-Sep-25	25-Years	13.75%	6.88%	25-Sep-50

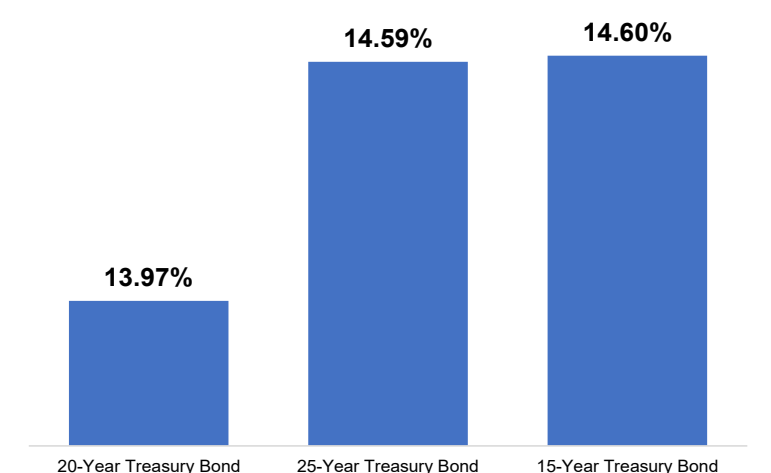
Company	22-Sep-25	Daily Gain/Loss	Daily High	Daily Low	Turnover in Mlns TZS	Volumes Traded	Outstanding Bids	Outstanding Offers	Market Cap in Blns TZS
AFRIPRISE	490	5.38%	500	470	9.32	19,089	1,268	59,111	71.56
CRDB	1,160	0.00%	1,190	1,140	1,981.08	1,704,400	48,545	60,816	3,029.73
DCB	255	4.08%	260	245	12.49	48,745	23,872	20,700	48.85
DSE	5,900	0.34%	5,900	5,800	5.83	992	109	7,714	140.56
JHL	6,400	0.00%	0	0	0.00	0	0	0	463.83
KCB	1,140	0.00%	0	0	0.00	0	0	0	3,386.18
MBP	750	0.00%	795	750	1.23	1,631	0	3,364	22.49
MCB	490	0.00%	530	490	0.18	372	701	0	30.29
MKCB	2,000	0.50%	2,000	1,900	1.87	934	1,132	11,738	47.11
MUCOBA	340	0.00%	0	0	0.00	0	0	0	11.11
NICO	1,370	-4.20%	1,500	1,320	42.63	31,111	1,200	55,983	84.45
NMB	8,190	0.24%	8,200	8,170	4,215.17	514,058	20,015	34,206	4,095.00
YETU	510	0.00%	0	0	0.00	0	0	0	6.18
EABL	4,160	0.00%	0	0	0.00	0	0	0	3,289.62
JATU	265	0.00%	0	0	0.00	0	0	0	5.28
TBL	7,220	0.98%	7,260	7,200	20.00	2,770	20,275	0	2,130.30
TCC	13,660	-1.94%	13,660	13,660	6.69	490	0	36,827	1,366.00
TCCL	2,320	-8.30%	2,800	2,200	1,140.37	465,585	0	6,239	147.72
TOL	860	0.00%	860	860	1.19	1,382	221	7,039	49.46
TPCC	5,360	0.00%	5,460	5,350	2.13	396	2,094	10,087	964.39
TTP	165	0.00%	165	150	0.14	872	134	3,178	15.68
KA**	105	0.00%	0	0	0.00	0	0	0	596.55
NMG	280	0.00%	0	0	0.00	0	0	0	52.79
PAL	190	0.00%	195	195	0.02	80	2,943	0	30.49
SWIS	1,950	0.52%	1,950	1,900	1.70	874	515	19,791	70.20
VODA	575	-0.86%	600	570	28.92	50,175	33,940	26,160	1,288.00
SWALA	450	0.00%	0	0	0.00	0	0	0	47.79
USL	5	0.00%	0	0	0.00	0	0	0	1.82
DSEI	2,507	-0.13%			7,470.97	2,843,956			21,493.44



Secondary Markets Bonds Turnover in Billions TZS



Weighted Avg Yield to Maturity (Secondary Markets)



Latest Treasury Bond Results						
Primary Markets	2-year Bonds	5-year Bond	10-year Bond	15-year Bond	20-year Bond	25-year Bond
Bond No	672	673	674	670	678	675
Auction Dates	9-Jul-25	10-Sep-25	30-Jul-25	20-Aug-25	3-Sep-25	6-Aug-25
Coupon Rates	12.00%	12.75%	13.50%	14.50%	14.00%	15.00%
Redemption Dates	10-Jul-27	17-Jul-30	31-Jul-35	24-Feb-40	4-Sep-45	7-Aug-50
Number of bids received	70	67	142	226	420	939
Number of successful bids	69	28	94	50	161	79
Highest bid/100	101.15%	103.50%	102.00%	106.81%	109.00%	108.00%
Lowest bid/100	91.55%	91.00%	85.00%	90.00%	88.00%	94.30%
Minimum successful price/100	97.50%	99.29%	97.35%	103.09%	101.00%	103.31%
successful bids (WAP)	99.71%	100.91%	98.70%	103.64%	103.04%	103.83%
Yield-to-maturity (Weighted Avg)	12.17%	12.48%	13.74%	13.91%	13.55%	14.42%
Weighted Average Coupon Yield	12.04%	12.64%	13.68%	13.99%	13.59%	14.45%
Amount offered TZS Millions	105,350.00	123,000.00	146,480.00	191,817.00	244,008.00	264,310.00
Total tendered TZS Millions	104,425.00	94,126.70	182,651.50	668,692.10	829,484.50	1,228,655.00
Under/oversubscribed (+/-) TZS Mlns	925.00	28,873.30	-36,171.50	-476,875.10	-585,476.50	-964,345.00
Successful bids TZS Millions	104,325.00	56,700.00	158,220.30	244,317.00	244,008.00	264,310.00
Coupon 1	10-Jan	17-Jan	31-Jan	6-Sep	4-Mar	7-Feb
Coupon 2	10-Jul	17-Jul	31-Jul	6-Mar	4-Sep	7-Aug
Accrued Interest	2.40	1.96	0.00	6.67	0.00	0.00



### Important Disclaimer!

[All care has been taken in the preparation of this commercial document and the information contained therein has been derived from sources believed to be accurate and reliable. If you are in any doubt about the contents of this document do not hesitate to contact the above mentioned. SOLOMON Stockbrokers Ltd does not assume responsibility for any error, omission or opinion expressed. Anyone acting on the information or opinion does so at his own risk. This information has been sent to you for your information and may not be reproduced. Unauthorised use or disclosure of this document is strictly prohibited. © Copyright 2025 SOLOMON Stockbrokers Ltd. All rights reserved]



# SOLOMON Stockbrokers

*A Member of Dar es Salaam Stock Exchange & Authorized Dealer of Government Securities*

**STOCKBROKERS / DEALERS**

**INVESTMENT ADVISERS**

**FUND MANAGERS**

## PROFILE



The Company is licensed as Stockbrokers / Dealers, Investment Advisers and Fund Managers by the Capital Markets and Securities Authority (CMSA). SOLOMON is also licensed as a Primary Dealer of Government Securities by the Bank of Tanzania (BoT).

PSSSF House, Ground Floor  
Samora Avenue / Morogoro Road  
P.O. Box 77049  
Dar es Salaam

+255 764 269090  
+255 714 269090



[research@solomon.co.tz](mailto:research@solomon.co.tz)

[www.solomon.co.tz](http://www.solomon.co.tz)

[@sstockbrokers](https://www.instagram.com/sstockbrokers)

[#elimuYaUwekezajiHisa](https://www.facebook.com/elimuYaUwekezajiHisa)