



SOLOMON Stockbrokers

THE DAILY TICKER

For the day ending
19th September 2025



research@solomon.co.tz

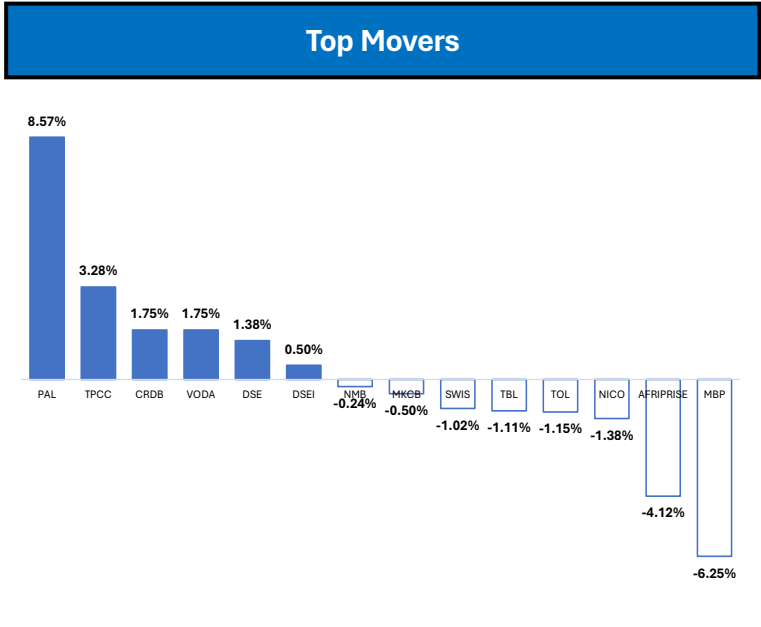


+255 764 269 090/+255 714 269 090



PSSSF House, Ground Floor, Samora Avenue/Morogoro Rd Dar es Salaam

Dar-es-Salaam Stock Exchange Market Performance			
Indicators	18-Sep-25	19-Sep-25	Daily % Change
All Share Index (DSEI)	2,501.50	2,509.52	0.32%
Tanzania Share Index (TSI)	5,157.00	5,182.97	0.50%
Industrial & Allied Index (IA)	4,128.42	4,134.06	0.14%
Banks, Finance & Investment Index (BI)	9,399.14	9,446.85	0.51%
Commercial Services (CS)	1,629.18	1,657.71	1.75%
Domestic Market Cap in Trillions TZS	13.65	13.72	0.50%
Total Market Cap in Trillions TZS	21.44	21.51	0.32%
Equity Turnover in Billions TZS	14.26	12.91	-9.49%
Face Value Bonds Turnover in Billions TZS	17.16	4.75	-72.34%



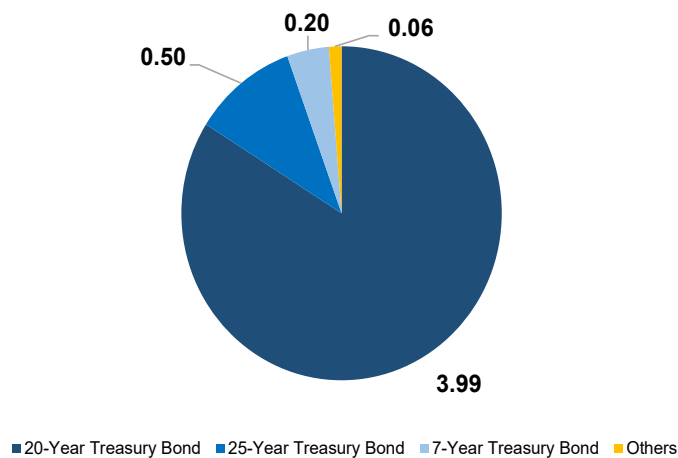
Currency & Commodity Movements			
Currency/Commodity	18-Sep-25	19-Sep-25	Daily % Change
USD	2,459.69	2,462.07	0.10%
EUR	2,914.49	2,901.55	-0.44%
GBP	3,358.71	3,344.23	-0.43%
KES	19.01	19.03	0.10%
UGX	0.70	0.70	0.03%
ZAR	141.62	141.65	0.02%
CNY	346.24	346.39	0.05%
GOLD	9,041,019	8,994,437	-0.52%

Upcoming Treasury Bond Auction				
Auction Date	Bond Tenure	Annual Coupon	Semi Annual Coupon	Effective Date
24-Sep-25	25-Years	13.75%	6.88%	25-Sep-50

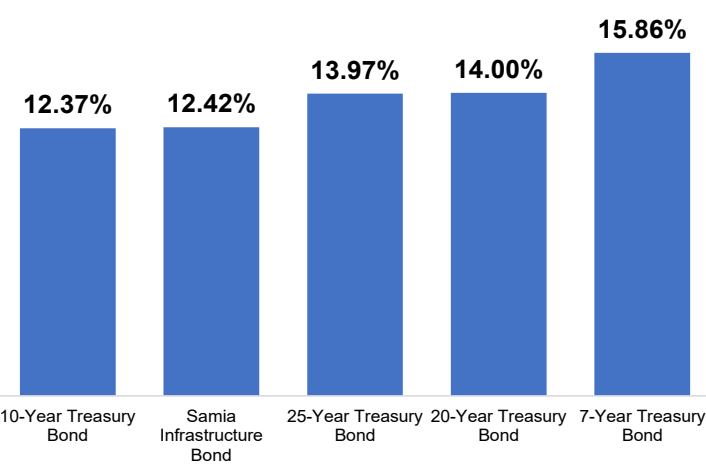
Company	19-Sep-25	Daily Gain/Loss	Daily High	Daily Low	Turnover in Mlns TZS	Volumes Traded	Outstanding Bids	Outstanding Offers	Market Cap in Blns TZS
AFRIPRISE	465	-4.12%	495	460	20.24	43,648	1,605	87,488	67.91
CRDB	1,160	1.75%	1,190	1,130	1,246.51	1,073,634	209,023	22,738	3,029.73
DCB	245	0.00%	260	235	1.51	6,126	33,055	7,475	46.94
DSE	5,880	1.38%	5,900	5,800	4.78	816	255	6,645	140.09
JHL	6,400	0.00%	0	0	0.00	0	0	0	463.83
KCB	1,140	0.00%	0	0	627.00	550,000	0	0	3,386.18
MBP	750	-6.25%	800	750	10.57	14,088	120	0	22.49
MCB	490	0.00%	490	490	0.12	235	804	2	30.29
MKCB	1,990	-0.50%	2,000	1,900	31.80	15,991	2,032	12,855	46.87
MUCOBA	340	0.00%	0	0	0.00	0	0	0	11.11
NICO	1,430	-1.38%	1,500	1,380	25.78	18,045	1,806	6,267	88.15
NMB	8,170	-0.24%	8,200	8,120	145.91	17,857	39,325	20,445	4,085.00
YETU	510	0.00%	0	0	0.00	0	0	0	6.18
EABL	4,160	0.00%	0	0	0.00	0	0	0	3,289.62
JATU	265	0.00%	0	0	0.00	0	0	0	5.28
TBL	7,150	-1.11%	7,250	7,100	104.62	14,625	13,628	0	2,109.65
TCC	13,930	0.00%	13,660	13,660	0.96	70	0	40,160	1,393.00
TCCL	2,530	0.00%	0	0	0.00	0	16,686	0	161.09
TOL	860	-1.15%	860	800	0.43	501	696	8,421	49.46
TPCC	5,360	3.28%	5,490	5,360	27.54	5,136	1,025	10,126	964.39
TTP	165	0.00%	165	150	0.03	188	270	0	15.68
KA**	105	0.00%	0	0	0.00	0	0	0	596.55
NMG	280	0.00%	0	0	0.00	0	0	0	52.79
PAL	190	8.57%	195	170	0.58	3,094	433	0	30.49
SWIS	1,940	-1.02%	1,950	1,900	1.73	893	310	23,567	69.84
VODA	580	1.75%	590	570	2.61	4,493	51,485	0	1,299.20
SWALA	450	0.00%	0	0	0.00	0	0	0	47.79
USL	5	0.00%	0	0	0.00	0	0	0	1.82
DSEI	2,510	0.50%			2,252.72	1,769,440			21,511.42



Secondary Markets Bonds Turnover in Billions TZS



Weighted Avg Yield to Maturity (Secondary Markets)



Latest Treasury Bond Results

Primary Markets	2-year Bonds	5-year Bond	10-year Bond	15-year Bond	20-year Bond	25-year Bond
Bond No	672	673	674	670	678	675
Auction Dates	9-Jul-25	10-Sep-25	30-Jul-25	20-Aug-25	3-Sep-25	6-Aug-25
Coupon Rates	12.00%	12.75%	13.50%	14.50%	14.00%	15.00%
Redemption Dates	10-Jul-27	17-Jul-30	31-Jul-35	24-Feb-40	4-Sep-45	7-Aug-50
Number of bids received	70	67	142	226	420	939
Number of successful bids	69	28	94	50	161	79
Highest bid/100	101.15%	103.50%	102.00%	106.81%	109.00%	108.00%
Lowest bid/100	91.55%	91.00%	85.00%	90.00%	88.00%	94.30%
Minimum successful price/100	97.50%	99.29%	97.35%	103.09%	101.00%	103.31%
successful bids (WAP)	99.71%	100.91%	98.70%	103.64%	103.04%	103.83%
Yield-to-maturity (Weighted Avg)	12.17%	12.48%	13.74%	13.91%	13.55%	14.42%
Weighted Average Coupon Yield	12.04%	12.64%	13.68%	13.99%	13.59%	14.45%
Amount offered TZS Millions	105,350.00	123,000.00	146,480.00	191,817.00	244,008.00	264,310.00
Total tendered TZS Millions	104,425.00	94,126.70	182,651.50	668,692.10	829,484.50	1,228,655.00
Under/oversubscribed (+/-) TZS Mlns	925.00	28,873.30	-36,171.50	-476,875.10	-585,476.50	-964,345.00
Successful bids TZS Millions	104,325.00	56,700.00	158,220.30	244,317.00	244,008.00	264,310.00
Coupon 1	10-Jan	17-Jan	31-Jan	6-Sep	4-Mar	7-Feb
Coupon 2	10-Jul	17-Jul	31-Jul	6-Mar	4-Sep	7-Aug
Accrued Interest	2.40	1.96	0.00	6.67	0.00	0.00



SOLOMON Stockbrokers



research@solomon.co.tz



+255 764 269 090/+255 714 269 090



PSSSF House, Ground Floor, Samora Avenue/Morogoro Rd Dar es Salaam

Important Disclaimer!

[All care has been taken in the preparation of this commercial document and the information contained therein has been derived from sources believed to be accurate and reliable. If you are in any doubt about the contents of this document do not hesitate to contact the above mentioned. SOLOMON Stockbrokers Ltd does not assume responsibility for any error, omission or opinion expressed. Anyone acting on the information or opinion does so at his own risk. This information has been sent to you for your information and may not be reproduced. Unauthorised use or disclosure of this document is strictly prohibited. © Copyright 2025 SOLOMON Stockbrokers Ltd. All rights reserved]



SOLOMON Stockbrokers

A Member of Dar es Salaam Stock Exchange & Authorized Dealer of Government Securities

STOCKBROKERS / DEALERS

INVESTMENT ADVISERS

FUND MANAGERS

PROFILE



The Company is licensed as Stockbrokers / Dealers, Investment Advisers and Fund Managers by the Capital Markets and Securities Authority (CMSA). SOLOMON is also licensed as a Primary Dealer of Government Securities by the Bank of Tanzania (BoT).

PSSSF House, Ground Floor
Samora Avenue / Morogoro Road
P.O. Box 77049
Dar es Salaam

+255 764 269090
+255 714 269090



research@solomon.co.tz

www.solomon.co.tz

[@sstockbrokers](https://www.instagram.com/sstockbrokers)

[#elimuYaUwekezajiHisa](https://twitter.com/elimuYaUwekezajiHisa)