



**SOLOMON** Stockbrokers

# THE DAILY TICKER

For the day ending  
12th September 2025



[research@solomon.co.tz](mailto:research@solomon.co.tz)



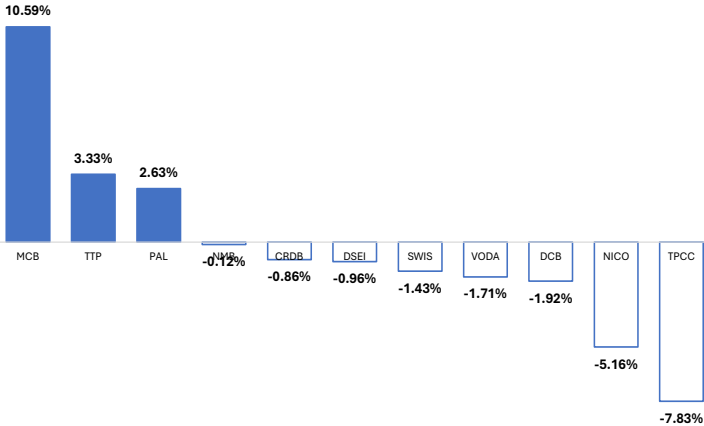
+255 764 269 090/+255 714 269 090



PSSSF House, Ground Floor, Samora Avenue/Morogoro Rd Dar es Salaam

Dar-es-Salaam Stock Exchange Market Performance			
Indicators	11-Sep-25	12-Sep-25	Daily % Change
All Share Index (DSEI)	2,540.56	2,524.95	-0.61%
Tanzania Share Index (TSI)	5,288.94	5,238.40	-0.96%
Industrial & Allied Index (IA)	4,190.73	4,123.08	-1.61%
Banks, Finance & Investment Index (BI)	9,695.25	9,652.57	-0.44%
Commercial Services (CS)	1,677.80	1,650.94	-1.60%
Domestic Market Cap in Trillions TZS	14.00	13.87	-0.96%
Total Market Cap in Trillions TZS	21.78	13.87	-36.32%
Equity Turnover in Billions TZS	4.39	5.05	14.94%
Face Value Bonds Turnover in Billions TZS	31.96	18.87	-40.96%

Top Movers



Currency & Commodity Movements

Currency/Commodity	11-Sep-25	12-Sep-25	Daily % Change
USD	2,453.57	2,454.59	0.04%
EUR	2,871.66	2,875.06	0.12%
GBP	3,321.16	3,323.76	0.08%
KES	18.96	18.97	0.04%
UGX	0.70	0.70	0.04%
ZAR	139.75	140.48	0.52%
CNY	344.46	344.73	0.08%
GOLD	8,944,117	8,928,122	-0.18%

Upcoming Treasury Bond Auction				
Auction Date	Bond Tenure	Annual Coupon	Semi Annual Coupon	Effective Date
24-Sep-25	25-Years	15.00%	7.50%	7-Aug-50



SOLOMON Stockbrokers



research@solomon.co.tz



+255 764 269 090/+255 714 269 090

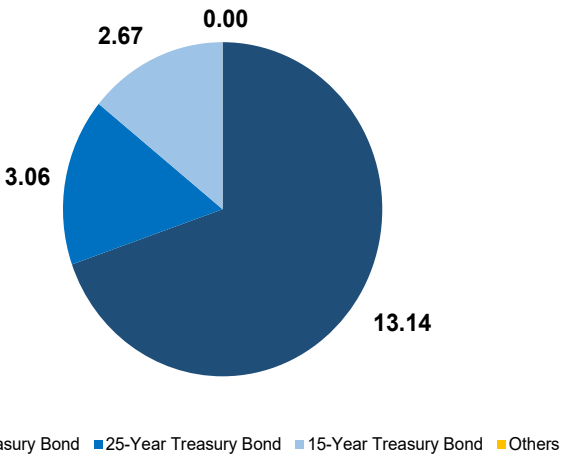


PSSSF House, Ground Floor, Samora Avenue/Morogoro Rd Dar es Salaam

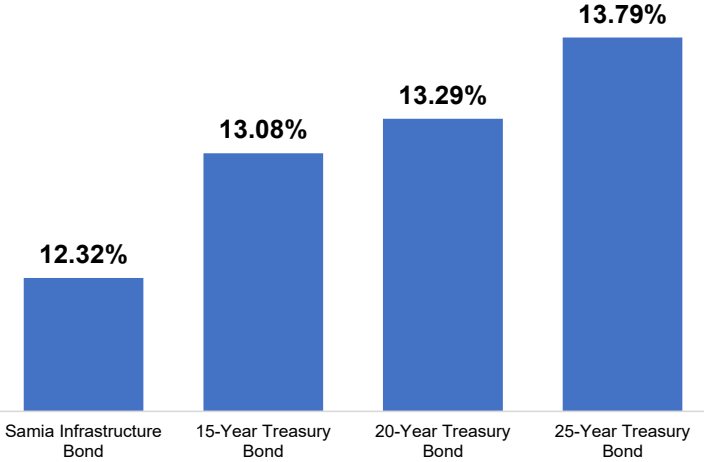
Company	12-Sep-25	Daily Gain/Loss	Daily High	Daily Low	Turnover in Mlns TZS	Volumes Traded	Outstanding Bids	Outstanding Offers	Market Cap in Blns TZS
AFRIPRISE	485	0.00%	500	465	9.00	18,595	14,915	182,823	70.83
CRDB	1,150	-0.86%	1,170	1,140	797.34	690,428	66,979	728,226	3,003.61
DCB	255	-1.92%	260	240	4.96	19,312	3,214	22,825	48.85
DSE	6,200	0.00%	6,200	6,200	1.05	170	0	10,828	147.71
JHL	6,200	0.00%	6,200	6,200	125.81	20,292	10,000	0	449.33
KCB	1,140	0.00%	1,140	1,140	257.32	225,721	50,000	0	3,386.18
MBP	880	0.00%	880	880	1.03	1,171	0	4,512	26.39
MCB	470	10.59%	470	400	0.27	574	1,396	0	29.06
MKCB	2,350	0.00%	2,400	2,070	0.10	43	226	11,041	55.35
MUCOBA	340	0.00%	340	340	0.01	35	0	73	11.11
NICO	1,470	-5.16%	1,500	1,450	7.44	5,043	2,278	12,861	90.62
NMB	8,500	-0.12%	8,510	8,500	78.14	9,191	12,173	12,405	4,250.00
YETU	510	0.00%	0	0	0.00	0	0	0	6.18
EABL	4,160	0.00%	0	0	0.00	0	0	0	3,289.62
JATU	265	0.00%	0	0	0.00	0	0	0	5.28
TBL	7,320	0.00%	7,350	7,250	21.59	2,950	17,649	1,898	2,159.81
TCC	13,930	0.00%	13,660	13,660	0.27	20	0	29,615	1,393.00
TCCL	2,400	0.00%	2,400	2,400	17.04	7,100	18,340	0	152.81
TOL	870	0.00%	870	860	0.92	1,058	155	1,964	50.03
TPCC	5,060	-7.83%	5,500	4,900	7.96	1,561	959	4,037	910.41
TTP	155	3.33%	165	150	0.25	1,627	156	343	14.73
KA**	105	0.00%	0	0	0.00	0	0	0	596.55
NMG	280	0.00%	0	0	0.00	0	0	0	52.79
PAL	195	2.63%	200	190	1.61	8,369	20	4,826	31.29
SWIS	2,070	-1.43%	2,100	2,000	5.75	2,790	30	31,401	74.52
VODA	575	-1.71%	585	575	90.38	157,102	63,376	39,678	1,288.00
SWALA	450	0.00%	0	0	0.00	0	0	0	47.79
USL	5	0.00%	0	0	0.00	0	0	0	1.82
DSEI	2,525	-0.96%			1,428.25	1,173,152			21,643.68



Secondary Markets Bonds Turnover in Billions TZS



Weighted Avg Yield to Maturity (Secondary Markets)



Latest Treasury Bond Results

Primary Markets	2-year Bonds	5-year Bond	10-year Bond	15-year Bond	20-year Bond	25-year Bond
Bond No	672	673	674	670	678	675
Auction Dates	9-Jul-25	10-Sep-25	30-Jul-25	20-Aug-25	3-Sep-25	6-Aug-25
Coupon Rates	12.00%	12.75%	13.50%	14.50%	14.00%	15.00%
Redemption Dates	10-Jul-27	17-Jul-30	31-Jul-35	24-Feb-40	4-Sep-45	7-Aug-50
Number of bids received	70	67	142	226	420	939
Number of successful bids	69	28	94	50	161	79
Highest bid/100	101.15%	103.50%	102.00%	106.81%	109.00%	108.00%
Lowest bid/100	91.55%	91.00%	85.00%	90.00%	88.00%	94.30%
Minimum successful price/100	97.50%	99.29%	97.35%	103.09%	101.00%	103.31%
successful bids (WAP)	99.71%	100.91%	98.70%	103.64%	103.04%	103.83%
Yield-to-maturity (Weighted Avg)	12.17%	12.48%	13.74%	13.91%	13.55%	14.42%
Weighted Average Coupon Yield	12.04%	12.64%	13.68%	13.99%	13.59%	14.45%
Amount offered TZS Millions	105,350.00	123,000.00	146,480.00	191,817.00	244,008.00	264,310.00
Total tendered TZS Millions	104,425.00	94,126.70	182,651.50	668,692.10	829,484.50	1,228,655.00
Under/oversubscribed (+/-) TZS Mlns	925.00	28,873.30	-36,171.50	-476,875.10	-585,476.50	-964,345.00
Successful bids TZS Millions	104,325.00	56,700.00	158,220.30	244,317.00	244,008.00	264,310.00
Coupon 1	10-Jan	17-Jan	31-Jan	6-Sep	4-Mar	7-Feb
Coupon 2	10-Jul	17-Jul	31-Jul	6-Mar	4-Sep	7-Aug
Accrued Interest	2.40	1.96	0.00	6.67	0.00	0.00



SOLOMON Stockbrokers



research@solomon.co.tz



+255 764 269 090/+255 714 269 090



PSSSF House, Ground Floor, Samora Avenue/Morogoro Rd Dar es Salaam



### Important Disclaimer!

[All care has been taken in the preparation of this commercial document and the information contained therein has been derived from sources believed to be accurate and reliable. If you are in any doubt about the contents of this document do not hesitate to contact the above mentioned. SOLOMON Stockbrokers Ltd does not assume responsibility for any error, omission or opinion expressed. Anyone acting on the information or opinion does so at his own risk. This information has been sent to you for your information and may not be reproduced. Unauthorised use or disclosure of this document is strictly prohibited. © Copyright 2025 SOLOMON Stockbrokers Ltd. All rights reserved]



# SOLOMON Stockbrokers

*A Member of Dar es Salaam Stock Exchange & Authorized Dealer of Government Securities*

**STOCKBROKERS / DEALERS**

**INVESTMENT ADVISERS**

**FUND MANAGERS**

## PROFILE



The Company is licensed as Stockbrokers / Dealers, Investment Advisers and Fund Managers by the Capital Markets and Securities Authority (CMSA). SOLOMON is also licensed as a Primary Dealer of Government Securities by the Bank of Tanzania (BoT).

PSSSF House, Ground Floor  
Samora Avenue / Morogoro Road  
P.O. Box 77049  
Dar es Salaam

+255 764 269090  
+255 714 269090



[research@solomon.co.tz](mailto:research@solomon.co.tz)

[www.solomon.co.tz](http://www.solomon.co.tz)

[@sstockbrokers](https://www.instagram.com/sstockbrokers)

[#elimuYaUwekezajiHisa](https://twitter.com/elimuYaUwekezajiHisa)