



SOLOMON Stockbrokers

THE DAILY TICKER

For the day ending
10th September 2025



research@solomon.co.tz



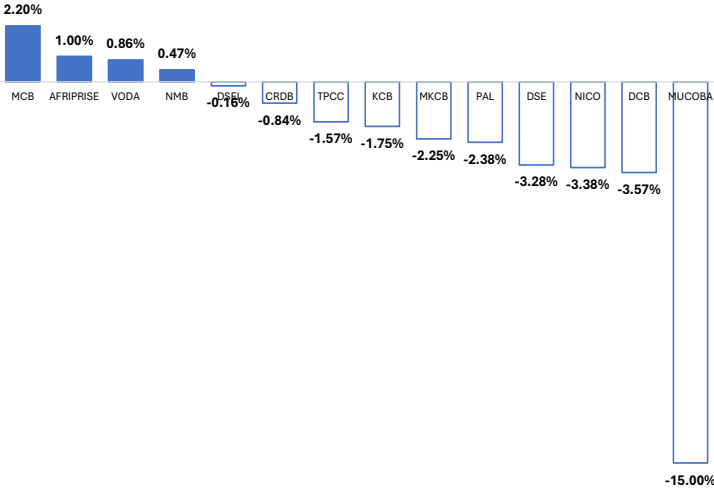
+255 764 269 090/+255 714 269 090



PSSSF House, Ground Floor, Samora Avenue/Morogoro Rd Dar es Salaam

Dar-es-Salaam Stock Exchange Market Performance			
Indicators	9-Sep-25	10-Sep-25	Daily % Change
All Share Index (DSEI)	2,545.05	2,535.56	-0.37%
Tanzania Share Index (TSI)	5,308.92	5,300.65	-0.16%
Industrial & Allied Index (IA)	4,160.97	4,148.31	-0.30%
Banks, Finance & Investment Index (BI)	9,808.88	9,786.55	-0.23%
Commercial Services (CS)	1,672.60	1,684.92	0.74%
Domestic Market Cap in Trillions TZS	14.05	14.03	-0.16%
Total Market Cap in Trillions TZS	21.82	21.73	-0.37%
Equity Turnover in Billions TZS	5.81	3.08	-47.02%
Face Value Bonds Turnover in Billions TZS	7.43	9.30	25.11%

Top Movers



Currency & Commodity Movements

Currency/Commodity	9-Sep-25	10-Sep-25	Daily % Change
USD	2,467.27	2,463.85	-0.14%
EUR	2,897.56	2,891.82	-0.20%
GBP	3,341.42	3,340.00	-0.04%
KES	19.07	19.04	-0.14%
UGX	0.70	0.70	0.10%
ZAR	140.69	140.82	0.09%
CNY	346.04	345.94	-0.03%
GOLD	8,952,052	8,989,857	0.42%

Upcoming Treasury Bond Auction				
Auction Date	Bond Tenure	Annual Coupon	Semi Annual Coupon	Effective Date
24-Sep-25	25-Years	15.00%	7.50%	7-Aug-50



SOLOMON Stockbrokers



research@solomon.co.tz



+255 764 269 090/+255 714 269 090

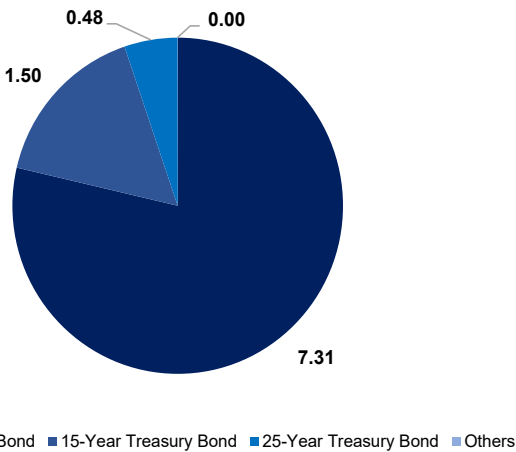


PSSSF House, Ground Floor, Samora Avenue/Morogoro Rd Dar es Salaam

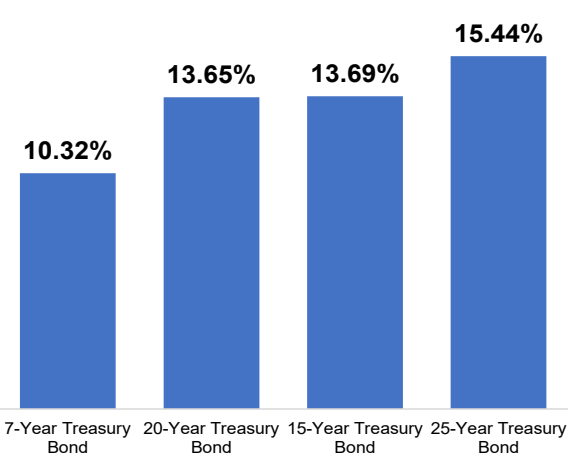
Company	10-Sep-25	Daily Gain/Loss	Daily High	Daily Low	Turnover in Mlns TZS	Volumes Traded	Outstanding Bids	Outstanding Offers	Market Cap in Blns TZS
AFRIPRISE	505	1.00%	530	470	12.04	23,836	2,162	48,760	73.75
CRDB	1,180	-0.84%	1,220	1,160	422.23	356,477	167,007	713,658	3,081.97
DCB	270	-3.57%	280	260	4.72	17,497	1,170	86,979	51.72
DSE	6,200	-3.28%	6,200	6,200	2.06	332	0	29,092	147.71
JHL	6,000	0.00%	0	0	0.00	0	0	0	434.84
KCB	1,120	-1.75%	1,120	1,120	37.07	33,100	0	0	3,326.78
MBP	890	0.00%	885	885	0.12	137	0	5,147	26.69
MCB	465	2.20%	470	400	0.38	824	1,808	505	28.75
MKCB	2,170	-2.25%	2,300	2,150	7.58	3,488	50	12,938	51.11
MUCOBA	340	-15.00%	400	340	0.11	305	62	2,500	11.11
NICO	1,430	-3.38%	1,500	1,380	5.67	3,960	1,300	4,178	88.15
NMB	8,560	0.47%	8,600	8,550	39.90	4,660	3,465	14,710	4,280.00
YETU	510	0.00%	0	0	0.00	0	0	0	6.18
EABL	4,160	0.00%	0	0	0.00	0	0	0	3,289.62
JATU	265	0.00%	0	0	0.00	0	0	0	5.28
TBL	7,360	0.00%	7,500	7,350	4.38	593	10	34,030	2,171.61
TCC	14,210	0.00%	0	0	0.00	0	0	38,366	1,421.00
TCCL	2,380	0.00%	2,400	2,380	0.26	110	10,113	0	151.54
TOL	870	0.00%	870	870	0.82	942	176	3,486	50.03
TPCC	5,000	-1.57%	5,100	5,000	2.24	444	82	2,665	899.62
TTP	165	0.00%	165	150	0.58	3,533	0	6,014	15.68
KA**	105	0.00%	0	0	0.00	0	0	0	596.55
NMG	280	0.00%	0	0	0.00	0	0	0	52.79
PAL	205	-2.38%	240	200	0.25	1,206	0	18,866	32.90
SWIS	2,200	0.00%	2,200	2,200	3.59	1,633	250	6,471	79.20
VODA	585	0.86%	590	575	8.01	13,691	63,385	34,501	1,310.40
SWALA	450	0.00%	0	0	0.00	0	0	0	47.79
USL	5	0.00%	0	0	0.00	0	0	0	1.82
DSEI	2,536	-0.16%			552.01	466,768			21,734.59



Secondary Markets Bonds Turnover in Billions TZS



Weighted Avg Yield to Maturity (Secondary Markets)



Latest Treasury Bond Results

Primary Markets	2-year Bonds	5-year Bond	10-year Bond	15-year Bond	20-year Bond	25-year Bond
Bond No	672	673	674	670	676	675
Auction Dates	9-Jul-25	10-Sep-25	30-Jul-25	20-Aug-25	3-Sep-25	6-Aug-25
Coupon Rates	12.00%	12.75%	13.50%	14.50%	14.00%	15.00%
Redemption Dates	10-Jul-27	17-Jul-30	31-Jul-35	24-Feb-40	4-Sep-45	7-Aug-50
Number of bids received	70	67	142	226	420	939
Number of successful bids	69	28	94	50	161	79
Highest bid/100	101.15%	103.50%	102.00%	106.81%	109.00%	108.00%
Lowest bid/100	91.55%	91.00%	85.00%	90.00%	88.00%	94.30%
Minimum successful price/100	97.50%	99.29%	97.35%	103.09%	101.00%	103.31%
successful bids (WAP)	99.71%	100.91%	98.70%	103.64%	103.04%	103.83%
Yield-to-maturity (Weighted Avg)	12.17%	12.48%	13.74%	13.91%	13.55%	14.42%
Weighted Average Coupon Yield	12.04%	12.64%	13.68%	13.99%	13.59%	14.45%
Amount offered TZS Millions	105,350.00	123,000.00	146,480.00	191,817.00	244,008.00	264,310.00
Total tendered TZS Millions	104,425.00	94,126.70	182,651.50	668,692.10	829,484.50	1,228,655.00
Under/oversubscribed (+/-) TZS Mlns	925.00	28,873.30	-36,171.50	-476,875.10	-585,476.50	-964,345.00
Successful bids TZS Millions	104,325.00	56,700.00	158,220.30	244,317.00	244,008.00	264,310.00
Coupon 1	10-Jan	17-Jan	31-Jan	6-Sep	4-Mar	7-Feb
Coupon 2	10-Jul	17-Jul	31-Jul	6-Mar	4-Sep	7-Aug
Accrued Interest	2.40	1.96	0.00	6.67	0.00	0.00



SOLOMON Stockbrokers



research@solomon.co.tz



+255 764 269 090/+255 714 269 090



PSSSF House, Ground Floor, Samora Avenue/Morogoro Rd Dar es Salaam

Important Disclaimer!

[All care has been taken in the preparation of this commercial document and the information contained therein has been derived from sources believed to be accurate and reliable. If you are in any doubt about the contents of this document do not hesitate to contact the above mentioned. SOLOMON Stockbrokers Ltd does not assume responsibility for any error, omission or opinion expressed. Anyone acting on the information or opinion does so at his own risk. This information has been sent to you for your information and may not be reproduced. Unauthorised use or disclosure of this document is strictly prohibited. © Copyright 2025 SOLOMON Stockbrokers Ltd. All rights reserved]



SOLOMON Stockbrokers

A Member of Dar es Salaam Stock Exchange & Authorized Dealer of Government Securities

STOCKBROKERS / DEALERS

INVESTMENT ADVISERS

FUND MANAGERS

PROFILE



The Company is licensed as Stockbrokers / Dealers, Investment Advisers and Fund Managers by the Capital Markets and Securities Authority (CMSA). SOLOMON is also licensed as a Primary Dealer of Government Securities by the Bank of Tanzania (BoT).

PSSSF House, Ground Floor
Samora Avenue / Morogoro Road
P.O. Box 77049
Dar es Salaam

+255 764 269090
+255 714 269090



research@solomon.co.tz

www.solomon.co.tz

[@sstockbrokers](https://www.instagram.com/sstockbrokers)

[#elimuYaUwekezajiHisa](https://www.facebook.com/elimuYaUwekezajiHisa)