



SOLOMON Stockbrokers

THE DAILY TICKER

For the day ending
1st September 2025



research@solomon.co.tz

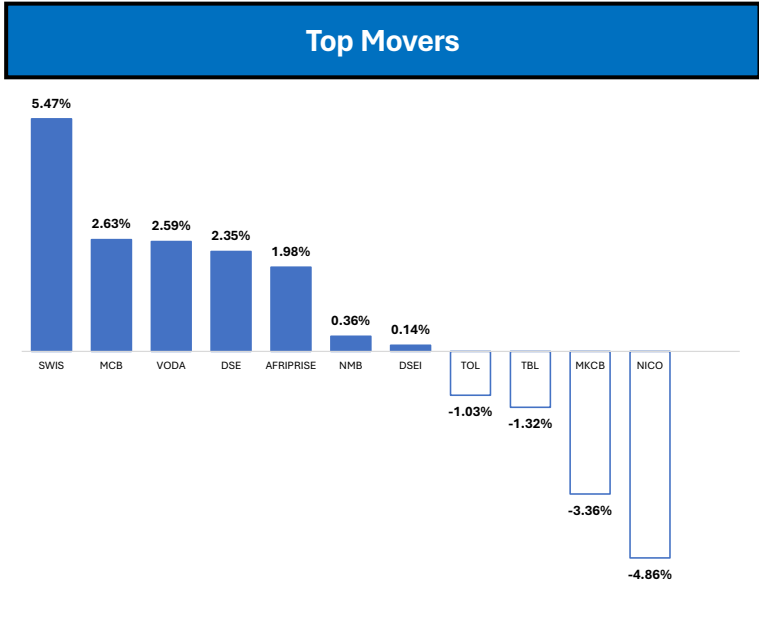


+255 764 269 090/+255 714 269 090



PSSSF House, Ground Floor, Samora Avenue/Morogoro Rd Dar es Salaam

Dar-es-Salaam Stock Exchange Market Performance			
Indicators	29-Aug-25	1-Sep-25	Daily % Change
All Share Index (DSEI)	2,579.37	2,581.73	0.09%
Tanzania Share Index (TSI)	5,420.04	5,427.68	0.14%
Industrial & Allied Index (IA)	4,293.43	4,266.96	-0.62%
Banks, Finance & Investment Index (BI)	9,994.54	10,010.44	0.16%
Commercial Services (CS)	1,666.41	1,710.90	2.67%
Domestic Market Cap in Trillions TZS	14.35	14.37	0.14%
Total Market Cap in Trillions TZS	22.11	27.86	26.02%
Equity Turnover in Billions TZS	17.77	6.94	-60.92%
Face Value Bonds Turnover in Billions TZS	31.00	57.30	84.84%



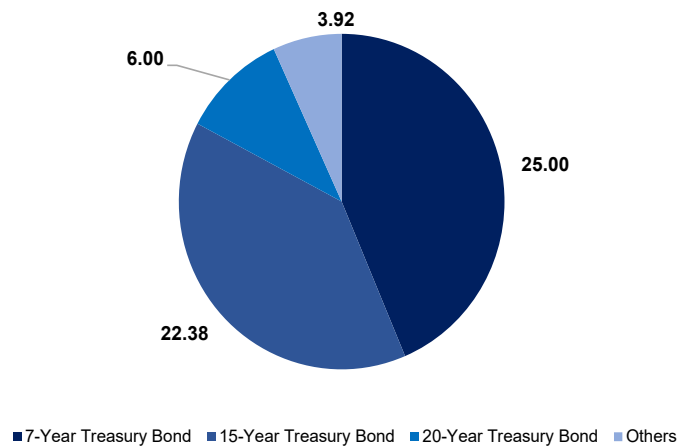
Currency & Commodity Movements			
Currency/Commodity	29-Aug-25	1-Sep-25	Daily % Change
USD	2,475.54	2,466.03	-0.38%
EUR	2,888.46	2,876.63	-0.41%
GBP	3,332.57	3,329.64	-0.09%
KES	19.13	19.06	-0.38%
UGX	0.70	0.69	-0.42%
ZAR	139.81	139.56	-0.18%
CNY	347.08	345.79	-0.37%
GOLD	8,461,891	8,392,151	-0.82%

Upcoming Treasury Bond Auction				
Auction Date	Bond Tenure	Annual Coupon	Semi Annual Coupon	Effective Date
3-Sep-25	20-Years	14.00%	7.00%	4-Sep-45

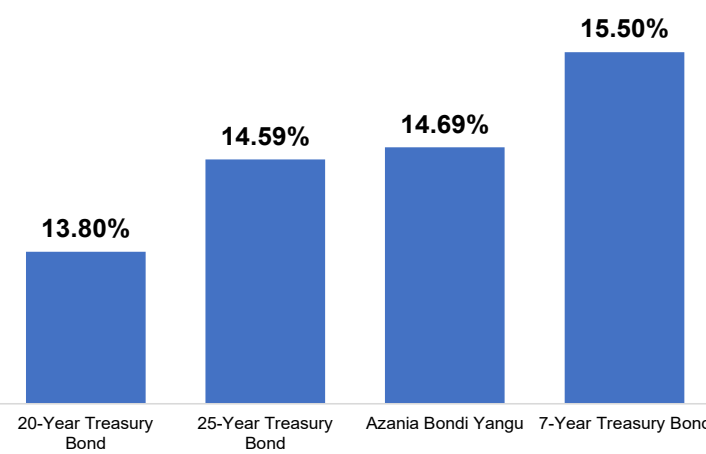
Company	1-Sep-25	Daily Gain/Loss	Daily High	Daily Low	Turnover in Mlns TZS	Volumes Traded	Outstanding Bids	Outstanding Offers	Market Cap in Blns TZS
AFRIPRISE	515	1.98%	580	470	23.40	45,262	7,862	194,425	75.21
CRDB	1,260	0.00%	1,270	1,240	1,541.72	1,230,227	16,987	224,055	3,290.92
DCB	300	0.00%	310	280	65.64	220,141	66,482	101,610	57.47
DSE	6,100	2.35%	6,200	5,500	31.65	5,211	15,051	5,268	145.33
JHL	6,000	0.00%	0	0	0.00	0	500	0	434.84
KCB	1,140	0.00%	1,140	1,140	232.88	204,279	0	0	3,386.18
MBP	830	0.00%	850	800	11.93	14,348	0	127	24.89
MCB	390	2.63%	400	390	0.65	1,664	942	128	24.11
MKCB	2,590	-3.36%	2,700	2,500	10.58	4,093	20	28,203	61.01
MUCOBA	400	0.00%	400	400	0.04	100	30	0	13.07
NICO	1,760	-4.86%	1,950	1,650	13.26	7,454	302	57,273	108.49
NMB	8,440	0.36%	8,500	8,400	50.73	6,008	22,648	0	4,220.00
YETU	510	0.00%	0	0	0.00	0	0	0	6.18
EABL	4,160	0.00%	0	0	0.00	0	0	0	3,289.62
JATU	265	0.00%	0	0	0.00	0	0	0	5.28
TBL	7,500	-1.32%	7,600	7,490	18.67	2,490	0	95,209	2,212.92
TCC	14,210	0.00%	13,930	13,930	0.14	10	0	35,504	1,421.00
TCCL	2,370	0.00%	0	0	0.00	0	21,566	0	150.90
TOL	960	-1.03%	1,000	950	10.02	10,409	3,044	9,331	55.21
TPCC	5,500	0.00%	5,500	5,000	5.89	1,082	2,158	3,628	989.58
TTP	155	0.00%	160	140	3.22	21,130	12,568	0	14.73
KA**	105	0.00%	0	0	0.00	0	0	0	596.55
NMG	280	0.00%	0	0	0.00	0	0	0	52.79
PAL	220	0.00%	250	215	0.26	1,165	2,310	20,405	35.30
SWIS	2,120	5.47%	2,200	2,010	5.10	2,409	359	1,541	76.32
VODA	595	2.59%	600	575	6.97	11,712	4,125	13,506	1,332.80
SWALA	450	0.00%	0	0	0.00	0	0	0	47.79
USL	5	0.00%	0	0	0.00	0	0	0	1.82
DSEI	2,582	0.14%			2,032.75	1,789,194			22,130.31



Secondary Markets Bonds Turnover in Billions TZS



Weighted Avg Yield to Maturity (Secondary Markets)



Latest Treasury Bond Results

Primary Markets	2-year Bonds	5-year Bond	10-year Bond	15-year Bond	20-year Bond	25-year Bond
Bond No	672	673	674	670	669	675
Auction Dates	9-Jul-25	16-Jul-25	30-Jul-25	20-Aug-25	18-Jun-25	6-Aug-25
Coupon Rates	12.00%	12.75%	13.50%	14.50%	15.25%	15.00%
Redemption Dates	10-Jul-27	17-Jul-30	31-Jul-35	24-Feb-40	20-Feb-45	7-Aug-50
Number of bids received	70	90	142	226	282	939
Number of successful bids	69	74	94	50	73	79
Highest bid/100	101.15%	101.00%	102.00%	106.81%	107.60%	108.00%
Lowest bid/100	91.55%	92.28%	85.00%	90.00%	85.00%	94.30%
Minimum successful price/100	97.50%	95.61%	97.35%	103.09%	104.78%	103.31%
successful bids (WAP)	99.71%	98.46%	98.70%	103.64%	105.26%	103.83%
Yield-to-maturity (Weighted Avg)	12.17%	13.18%	13.74%	13.91%	14.50%	14.42%
Weighted Average Coupon Yield	12.04%	12.95%	13.68%	13.99%	14.49%	14.45%
Amount offered TZS Millions	105,350.00	123,000.00	146,480.00	191,817.00	213,050.00	264,310.00
Total tendered TZS Millions	104,425.00	100,584.20	182,651.50	668,692.10	282,351.10	1,228,655.00
Under/oversubscribed (+/-) TZS Mlns	925.00	22,415.80	-36,171.50	-476,875.10	-69,301.10	-964,345.00
Successful bids TZS Millions	104,325.00	80,584.20	158,220.30	244,317.00	78,700.00	264,310.00
Coupon 1	10-Jan	17-Jan	31-Jan	6-Sep	20-Aug	7-Feb
Coupon 2	10-Jul	17-Jul	31-Jul	6-Mar	20-Feb	8-Jul
Accrued Interest	2.40	0.00	0.00	6.67	4.97	0.00



SOLOMON Stockbrokers



research@solomon.co.tz




+255 764 269 090/+255 714 269 090



PSSSF House, Ground Floor, Samora Avenue/Morogoro Rd Dar es Salaam

Important Disclaimer!

[All care has been taken in the preparation of this commercial document and the information contained therein has been derived from sources believed to be accurate and reliable. If you are in any doubt about the contents of this document do not hesitate to contact the above mentioned. SOLOMON Stockbrokers Ltd does not assume responsibility for any error, omission or opinion expressed. Anyone acting on the information or opinion does so at his own risk. This information has been sent to you for your information and may not be reproduced. Unauthorised use or disclosure of this document is strictly prohibited. © Copyright 2025 SOLOMON Stockbrokers Ltd. All rights reserved]



SOLOMON Stockbrokers

A Member of Dar es Salaam Stock Exchange & Authorized Dealer of Government Securities

STOCKBROKERS / DEALERS

INVESTMENT ADVISERS

FUND MANAGERS

PROFILE



The Company is licensed as Stockbrokers / Dealers, Investment Advisers and Fund Managers by the Capital Markets and Securities Authority (CMSA). SOLOMON is also licensed as a Primary Dealer of Government Securities by the Bank of Tanzania (BoT).

PSSSF House, Ground Floor
Samora Avenue / Morogoro Road
P.O. Box 77049
Dar es Salaam

+255 764 269090
+255 714 269090



research@solomon.co.tz

www.solomon.co.tz

[@sstockbrokers](https://www.instagram.com/sstockbrokers)

[#elimuYaUwekezajiHisa](https://twitter.com/elimuYaUwekezajiHisa)