



**SOLOMON** Stockbrokers

# THE DAILY TICKER

For the day ending  
29th August 2025



[research@solomon.co.tz](mailto:research@solomon.co.tz)



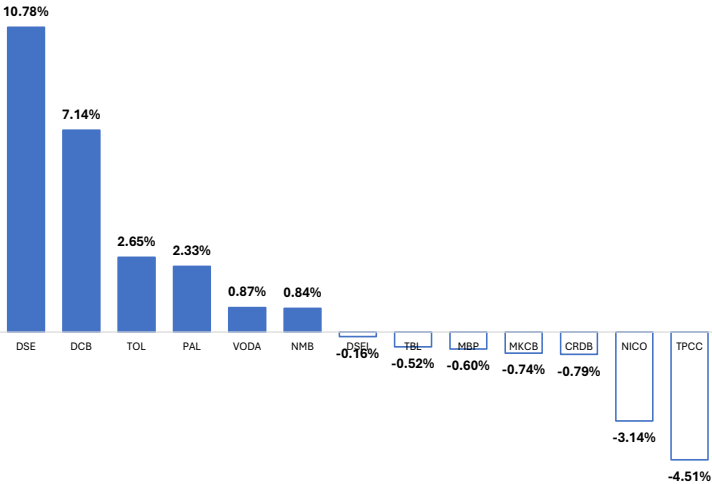
+255 764 269 090/+255 714 269 090



PSSSF House, Ground Floor, Samora Avenue/Morogoro Rd Dar es Salaam

Dar-es-Salaam Stock Exchange Market Performance			
Indicators	28-Aug-25	29-Aug-25	Daily % Change
All Share Index (DSEI)	2,582.05	2,579.37	-0.10%
Tanzania Share Index (TSI)	5,428.70	5,420.04	-0.16%
Industrial & Allied Index (IA)	4,343.71	4,293.43	-1.16%
Banks, Finance & Investment Index (BI)	9,966.84	9,994.54	0.28%
Commercial Services (CS)	1,652.19	1,666.41	0.86%
Domestic Market Cap in Trillions TZS	14.37	14.35	-0.16%
Total Market Cap in Trillions TZS	22.13	22.11	-0.10%
Equity Turnover in Billions TZS	17.30	15.40	-10.99%
Face Value Bonds Turnover in Billions TZS	3.11	31.00	896.94%

Top Movers



Currency & Commodity Movements

Currency/Commodity	28-Aug-25	29-Aug-25	Daily % Change
USD	2,466.62	2,475.54	0.36%
EUR	2,859.06	2,888.46	1.03%
GBP	3,315.14	3,332.57	0.53%
KES	19.06	19.13	0.36%
UGX	0.69	0.70	0.74%
ZAR	138.76	139.81	0.76%
CNY	344.42	347.08	0.77%
GOLD	8,337,342	8,461,891	1.49%

Upcoming Treasury Bond Auction				
Auction Date	Bond Tenure	Annual Coupon	Semi Annual Coupon	Effective Date
3-Sep-25	20-Years	14.00%	7.00%	4-Sep-45



SOLOMON Stockbrokers



research@solomon.co.tz



+255 764 269 090/+255 714 269 090

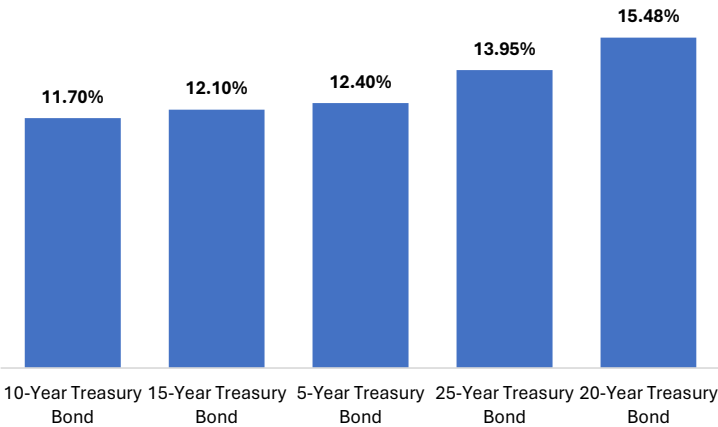


PSSSF House, Ground Floor, Samora Avenue/Morogoro Rd Dar es Salaam

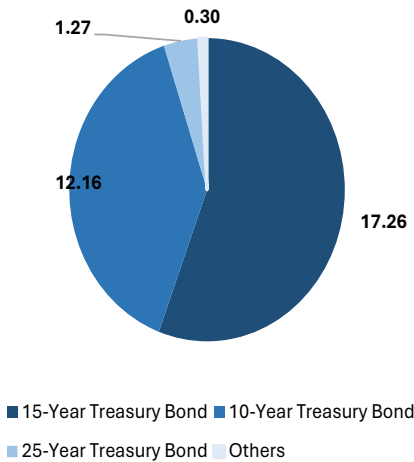
Company	29-Aug-25	Daily Gain/Loss	Daily High	Daily Low	Turnover in Mlns TZS	Volumes Traded	Outstanding Bids	Outstanding Offers	Market Cap in Blns TZS
AFRIPRISE	505	0.00%	580	475	53.22	105,566	558	151,890	73.75
CRDB	1,260	-0.79%	1,270	1,250	1,620.32	1,282,816	17,013	196,708	3,290.92
DCB	300	7.14%	300	280	121.37	406,554	52,685	127,480	57.47
DSE	5,960	10.78%	6,100	5,500	10.29	1,735	15,250	65	141.99
JHL	6,000	0.00%	0	0	0.00	0	500	0	434.84
KCB	1,140	0.00%	0	0	0.00	0	0	0	3,386.18
MBP	830	-0.60%	835	750	4.04	4,868	6,710	3,938	24.89
MCB	380	0.00%	390	380	0.11	295	39	0	23.49
MKCB	2,680	-0.74%	2,700	2,550	7.36	2,760	52	15,936	63.13
MUCOBA	400	0.00%	0	0	0.00	0	20	0	13.07
NICO	1,850	-3.14%	1,950	1,630	15.16	8,209	0	48,467	114.04
NMB	8,410	0.84%	8,500	8,350	17.72	2,109	30,021	0	4,205.00
YETU	510	0.00%	0	0	0.00	0	0	0	6.18
EABL	4,160	0.00%	0	0	0.00	0	0	0	3,289.62
JATU	265	0.00%	0	0	0.00	0	0	0	5.28
TBL	7,600	-0.52%	7,600	7,490	6.39	842	0	38,278	2,242.43
TCC	14,210	0.00%	13,930	13,930	0.56	40	0	37,542	1,421.00
TCCL	2,370	0.00%	2,370	2,370	0.24	100	21,566	0	150.90
TOL	970	2.65%	1,000	950	5.31	5,467	450	9,515	55.78
TPCC	5,500	-4.51%	5,500	5,430	5.37	979	2,640	1,285	989.58
TTP	155	0.00%	160	140	4.57	29,306	4,013	11,092	14.73
KA**	105	0.00%	0	0	0.00	0	0	0	596.55
NMG	280	0.00%	0	0	0.00	0	0	0	52.79
PAL	220	2.33%	220	215	0.10	460	2,452	0	35.30
SWIS	2,010	0.00%	2,200	2,020	0.54	251	1,112	2,835	72.36
VODA	580	0.87%	600	580	52.50	90,283	3,972	923	1,299.20
SWALA	450	0.00%	0	0	0.00	0	0	0	47.79
USL	5	0.00%	0	0	0.00	0	0	0	1.82
DSEI	2,579	-0.16%			1,925.17	1,942,640			22,110.08



Secondary Markets Yield to Maturity Weighted Avg



Secondary Markets Bonds Turnover in Billions TZS



Latest Treasury Bond Results

Primary Markets	2-year Bonds	5-year Bond	10-year Bond	15-year Bond	20-year Bond	25-year Bond
Bond No	672	673	674	670	669	675
Auction Dates	9-Jul-25	16-Jul-25	30-Jul-25	20-Aug-25	18-Jun-25	6-Aug-25
Coupon Rates	12.00%	12.75%	13.50%	14.50%	15.25%	15.00%
Redemption Dates	10-Jul-27	17-Jul-30	31-Jul-35	24-Feb-40	20-Feb-45	7-Aug-50
Number of bids received	70	90	142	226	282	939
Number of successful bids	69	74	94	50	73	79
Highest bid/100	101.15%	101.00%	102.00%	106.81%	107.60%	108.00%
Lowest bid/100	91.55%	92.28%	85.00%	90.00%	85.00%	94.30%
Minimum successful price/100	97.50%	95.61%	97.35%	103.09%	104.78%	103.31%
successful bids (WAP)	99.71%	98.46%	98.70%	103.64%	105.26%	103.83%
Yield-to-maturity (Weighted Avg)	12.17%	13.18%	13.74%	13.91%	14.50%	14.42%
Weighted Average Coupon Yield	12.04%	12.95%	13.68%	13.99%	14.49%	14.45%
Amount offered TZS Millions	105,350.00	123,000.00	146,480.00	191,817.00	213,050.00	264,310.00
Total tendered TZS Millions	104,425.00	100,584.20	182,651.50	668,692.10	282,351.10	1,228,655.00
Under/oversubscribed (+/-) TZS Mlns	925.00	22,415.80	-36,171.50	-476,875.10	-69,301.10	-964,345.00
Successful bids TZS Millions	104,325.00	80,584.20	158,220.30	244,317.00	78,700.00	264,310.00
Coupon 1	10-Jan	17-Jan	31-Jan	6-Sep	20-Aug	7-Feb
Coupon 2	10-Jul	17-Jul	31-Jul	6-Mar	20-Feb	8-Jul
Accrued Interest	2.40	0.00	0.00	6.67	4.97	0.00



SOLOMON Stockbrokers



research@solomon.co.tz



+255 764 269 090/+255 714 269 090



PSSSF House, Ground Floor, Samora Avenue/Morogoro Rd Dar es Salaam

### Important Disclaimer!

[All care has been taken in the preparation of this commercial document and the information contained therein has been derived from sources believed to be accurate and reliable. If you are in any doubt about the contents of this document do not hesitate to contact the above mentioned. SOLOMON Stockbrokers Ltd does not assume responsibility for any error, omission or opinion expressed. Anyone acting on the information or opinion does so at his own risk. This information has been sent to you for your information and may not be reproduced. Unauthorised use or disclosure of this document is strictly prohibited. © Copyright 2025 SOLOMON Stockbrokers Ltd. All rights reserved]



# SOLOMON Stockbrokers

*A Member of Dar es Salaam Stock Exchange & Authorized Dealer of Government Securities*

**STOCKBROKERS / DEALERS**

**INVESTMENT ADVISERS**

**FUND MANAGERS**

## PROFILE



The Company is licensed as Stockbrokers / Dealers, Investment Advisers and Fund Managers by the Capital Markets and Securities Authority (CMSA). SOLOMON is also licensed as a Primary Dealer of Government Securities by the Bank of Tanzania (BoT).

PSSSF House, Ground Floor  
Samora Avenue / Morogoro Road  
P.O. Box 77049  
Dar es Salaam

+255 764 269090  
+255 714 269090



[research@solomon.co.tz](mailto:research@solomon.co.tz)

[www.solomon.co.tz](http://www.solomon.co.tz)

[@sstockbrokers](https://www.instagram.com/sstockbrokers)

[#elimuYaUwekezajiHisa](https://www.facebook.com/elimuYaUwekezajiHisa)