



SOLOMON Stockbrokers

THE DAILY TICKER

For the day ending
7th January 2026



research@solomon.co.tz



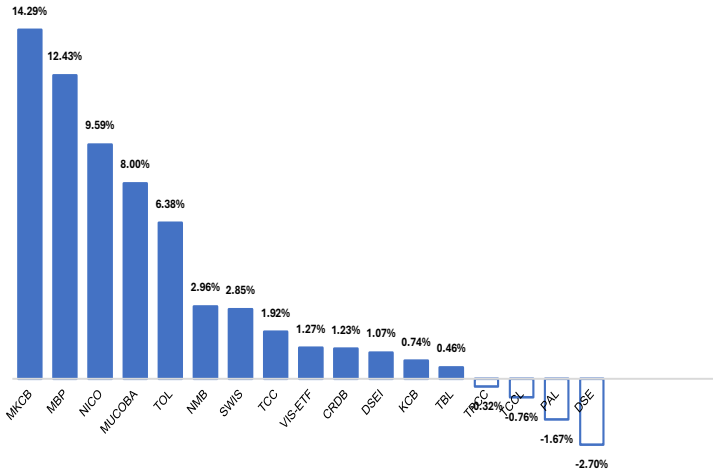
+255 764 269 090/+255 714 269 090



PSSSF House, Ground Floor, Samora Avenue/Morogoro Rd Dar es Salaam

Dar-es-Salaam Stock Exchange Market Performance			
Indicators	6-Jan-26	7-Jan-26	Daily % Change
All Share Index (DSEI)	2,846.86	2,877.45	1.07%
Tanzania Share Index (TSI)	6,021.22	6,108.47	1.45%
Industrial & Allied Index (IA)	4,391.77	4,414.77	0.52%
Banks, Finance & Investment Index (BI)	11,487.93	11,745.43	2.24%
Commercial Services (CS)	2,032.46	2,034.49	0.10%
Domestic Market Cap in Trillions TZS	16.29	16.53	1.45%
Total Market Cap in Trillions TZS	24.73	25.00	1.07%
Equity Turnover in Billions TZS	24.52	11.84	-51.72%
Face Value Bonds Turnover in Billions TZS	3.04	18.81	519.80%

Top Movers



Currency & Commodity Movements

Currency/Commodity	6-Jan-26	7-Jan-26	Daily % Change
USD	2,454.57	2,457.46	0.12%
EUR	2,862.76	2,878.18	0.54%
GBP	3,297.47	3,322.98	0.77%
KES	19.01	19.04	0.16%
UGX	0.68	0.68	0.12%
ZAR	148.73	150.10	0.92%
CNY	351.36	351.80	0.13%
GOLD	10,801,131	10,963,102	1.50%

Upcoming Treasury Bond Auction				
Auction Date	Bond Tenure	Annual Coupon	Semi Annual Coupon	Effective Date



SOLOMON Stockbrokers



research@solomon.co.tz



+255 764 269 090/+255 714 269 090



PSSSF House, Ground Floor, Samora Avenue/Morogoro Rd Dar es Salaam

Equity Market Snapshot

7th January 2026

Company	7-Jan-26	Daily Gain/Loss	Daily High	Daily Low	Turnover in Mlns TZS	Volumes Traded	Outstanding Bids	Outstanding Offers	Market Cap in Blns TZS
AFRIPRISE	485	0.00%	550	475	47.10	97,213	146,429	6,958	70.83
CRDB	1,640	1.23%	1,650	1,600	3,003.14	1,852,545	1,280,990	627,777	4,283.42
DCB	240	0.00%	250	230	19.37	80,718	12,581	36,916	45.98
DSE	7,200	-2.70%	7,600	7,150	310.69	43,130	50,230	14,929	171.53
JHL	6,400	0.00%	0	0	0.00	0	0	0	463.83
KCB	1,370	0.74%	1,370	1,370	294.36	217,783	10,000	2,217	4,069.36
MBP	995	12.43%	1,000	930	12.98	13,062	12,864	0	29.84
MCB	480	0.00%	480	465	1.54	3,228	314	14,508	29.68
MKCB	4,000	14.29%	4,000	3,700	16.86	4,217	6,077	0	94.22
MUCOBA	405	8.00%	405	350	0.22	549	276	1,641	13.23
NICO	2,400	9.59%	2,500	2,200	56.98	23,737	157,526	9,213	147.95
NMB	9,050	2.96%	9,060	8,900	262.49	29,005	89,384	120	4,525.00
YETU	510	0.00%	0	0	0.00	0	0	0	6.18
EABL	4,160	0.00%	0	0	0.00	0	0	0	3,289.62
JATU	265	0.00%	0	0	0.00	0	0	0	5.28
TBL	8,740	0.46%	8,800	8,700	324.63	37,702	634	0	2,578.79
TCC	10,600	1.92%	10,600	10,600	7.91	746	1,664	0	1,060.00
TCCL	2,600	-0.76%	2,690	2,600	4.00	1,534	17,178	16,840	496.63
TOL	1,000	6.38%	1,000	900	4.87	4,874	2,932	50,229	57.51
TPCC	6,150	-0.32%	6,150	6,100	72.15	11,732	7,069	110	1,106.53
TTP	390	0.00%	390	385	0.33	842	5,407	1,359	37.07
KA**	105	0.00%	0	0	0.00	0	0	0	596.55
NMG	280	0.00%	0	0	0.00	0	0	0	52.79
PAL	295	-1.67%	300	280	0.38	1,302	4,733	11,426	47.34
SWIS	2,530	2.85%	2,800	2,500	6.85	2,705	3,962	0	91.08
VODA	705	0.00%	740	690	25.87	36,603	8,497	9,965	1,579.20
SWALA	450	0.00%	0	0	0.00	0	0	0	47.79
USL	5	0.00%	0	0	0.00	0	0	0	1.82
VIS-ETF	400	1.27%	405	390	84.70	212,151	18,444	4,101	13.60
DSEI	2,877	1.07%			4,472.73	2,463,227			24,999.03



SOLOMON Stockbrokers



research@solomon.co.tz

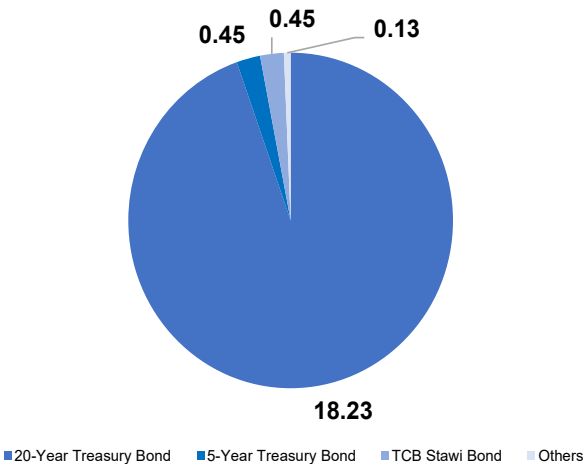


+255 764 269 090/+255 714 269 090

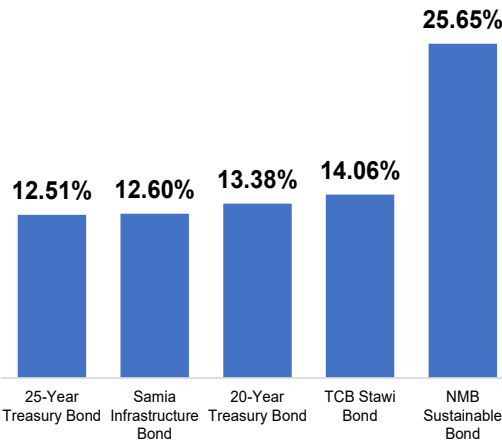


PSSSF House, Ground Floor, Samora Avenue/Morogoro Rd Dar es Salaam

Secondary Markets Bonds Turnover in Billions TZS



Weighted Avg Yield to Maturity (Secondary Markets)



Latest Treasury Bond Results

Primary Markets	2-year Bonds	5-year Bond	10-year Bond	15-year Bond	20-year Bond	25-year Bond
Bond No	687	689	674	688	693	686
Auction Dates	15-Oct-25	26-Nov-25	2-Oct-25	12-Nov-25	17-Dec-25	24-Sep-25
Coupon Rates	10.00%	10.75%	13.50%	12.75%	13.00%	13.75%
Redemption Dates	16-Oct-27	27-Nov-30	31-Jul-35	13-Nov-40	18-Dec-45	25-Sep-50
Number of bids received	86	67	246	217	550	328
Number of successful bids	77	38	152	17	7	43
Highest bid/100	103.17%	104.00%	113.00%	106.25%	109.57%	108.00%
Lowest bid/100	82.11%	91.90%	96.30%	91.00%	87.41%	89.55%
Minimum successful price/100	97.50%	98.00%	104.50%	104.00%	107.12%	102.95%
successful bids (WAP)	99.89%	100.76%	105.84%	104.60%	107.33%	104.06%
Yield-to-maturity (Weighted Avg)	10.05%	10.54%	12.45%	12.08%	12.02%	13.19%
Weighted Average Coupon Yield	10.01%	10.67%	12.76%	12.19%	12.11%	13.21%
Amount offered TZS Millions	119,190.00	174,930.00	162,760.00	140,670.00	236,250.00	264,310.00
Total tendered TZS Millions	126,892.00	210,666.40	550,332.80	777,790.60	813,530.50	979,972.40
Under/oversubscribed (+/-) TZS Mlns	-7,702.00	-35,736.40	-387,572.80	-637,120.60	-567,280.50	-715,662.40
Successful bids TZS Millions	107,192.00	137,442.90	130,907.00	171,700.00	232,940.60	264,310.00
Coupon 1	16-Apr	27-May	31-Jan	13-May	18-Dec	25-Mar
Coupon 2	16-Oct	17-Nov	31-Jul	13-Nov	18-Jun	25-Sep
Accrued Interest	2.40	0.00	2.33	0.00	0.00	0.00



SOLOMON Stockbrokers



research@solomon.co.tz



+255 764 269 090/+255 714 269 090



PSSSF House, Ground Floor, Samora Avenue/Morogoro Rd Dar es Salaam

Important Disclaimer!

[All care has been taken in the preparation of this commercial document and the information contained therein has been derived from sources believed to be accurate and reliable. If you are in any doubt about the contents of this document do not hesitate to contact the above mentioned. SOLOMON Stockbrokers Ltd does not assume responsibility for any error, omission or opinion expressed. Anyone acting on the information or opinion does so at his own risk. This information has been sent to you for your information and may not be reproduced. Unauthorised use or disclosure of this document is strictly prohibited. © Copyright 2026 SOLOMON Stockbrokers Ltd. All rights reserved]



SOLOMON Stockbrokers

A Member of Dar es Salaam Stock Exchange & Authorized Dealer of Government Securities

STOCKBROKERS / DEALERS

INVESTMENT ADVISERS

FUND MANAGERS

PROFILE



The Company is licensed as Stockbrokers / Dealers, Investment Advisers and Fund Managers by the Capital Markets and Securities Authority (CMSA). SOLOMON is also licensed as a Primary Dealer of Government Securities by the Bank of Tanzania (BoT).

PSSSF House, Ground Floor
Samora Avenue / Morogoro Road
P.O. Box 77049
Dar es Salaam

+255 764 269090
+255 714 269090



research@solomon.co.tz

www.solomon.co.tz

[@sstockbrokers](#)

[#elimuYaUwekezajiHisa](#)