



**SOLOMON** Stockbrokers

# THE DAILY TICKER

For the day ending  
28th August 2025



[research@solomon.co.tz](mailto:research@solomon.co.tz)



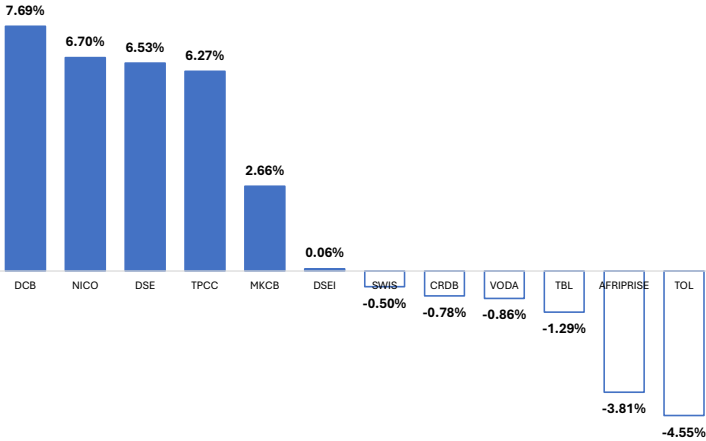
+255 764 269 090/+255 714 269 090



PSSSF House, Ground Floor, Samora Avenue/Morogoro Rd Dar es Salaam

Dar-es-Salaam Stock Exchange Market Performance			
Indicators	27-Aug-25	28-Aug-25	Daily % Change
All Share Index (DSEI)	2,580.97	2,582.05	0.04%
Tanzania Share Index (TSI)	5,425.22	5,428.70	0.06%
Industrial & Allied Index (IA)	4,318.12	4,343.71	0.59%
Banks, Finance & Investment Index (BI)	9,977.19	9,966.84	-0.10%
Commercial Services (CS)	1,665.88	1,652.19	-0.82%
Domestic Market Cap in Trillions TZS	14.36	14.37	0.06%
Total Market Cap in Trillions TZS	22.12	22.13	0.04%
Equity Turnover in Billions TZS	13.44	13.48	0.30%
Face Value Bonds Turnover in Billions TZS	2.82	3.11	10.22%

Top Movers



Currency & Commodity Movements

Currency/Commodity	27-Aug-25	28-Aug-25	Daily % Change
USD	2,479.11	2,466.62	-0.50%
EUR	2,888.41	2,859.06	-1.02%
GBP	3,342.09	3,315.14	-0.81%
KES	19.16	19.06	-0.50%
UGX	0.69	0.69	-0.50%
ZAR	140.36	138.76	-1.14%
CNY	346.43	344.42	-0.58%
GOLD	8,367,963	8,337,342	-0.37%

Upcoming Treasury Bond Auction				
Auction Date	Bond Tenure	Annual Coupon	Semi Annual Coupon	Effective Date
3-Sep-25	20-Years	TBD	TBD	4-Sep-45



SOLOMON Stockbrokers



research@solomon.co.tz



+255 764 269 090/+255 714 269 090

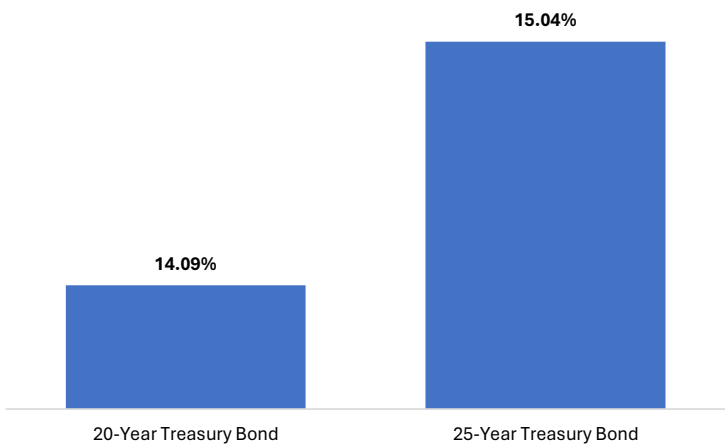


PSSSF House, Ground Floor, Samora Avenue/Morogoro Rd Dar es Salaam

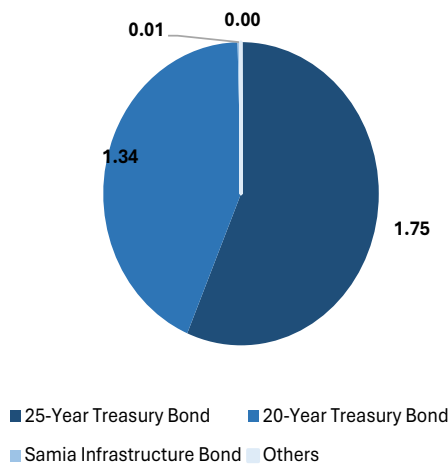
Company	28-Aug-25	Daily Gain/Loss	Daily High	Daily Low	Turnover in Mlns TZS	Volumes Traded	Outstanding Bids	Outstanding Offers	Market Cap in Blns TZS
AFRIPRISE	505	-3.81%	545	475	37.88	74,734	858	14,945	73.75
CRDB	1,270	-0.78%	1,300	1,260	2,962.76	2,317,436	15,087	63,328	3,317.04
DCB	280	7.69%	295	270	43.45	153,865	120,625	8,015	53.64
DSE	5,380	6.53%	5,500	5,050	46.07	8,570	4,774	0	128.17
JHL	6,000	0.00%	0	0	0.00	0	500	0	434.84
KCB	1,140	0.00%	1,140	1,140	1,483.48	1,301,300	0	0	3,386.18
MBP	835	0.00%	840	830	2.46	2,942	4,000	8,540	25.04
MCB	380	0.00%	410	380	0.05	130	280	0	23.49
MKCB	2,700	2.66%	2,800	2,550	5.62	2,085	116	19,769	63.60
MUCOBA	400	0.00%	400	400	0.00	10	10	0	13.07
NICO	1,910	6.70%	2,000	1,790	24.34	12,701	4,553	47,818	117.74
NMB	8,340	0.00%	8,350	8,340	11.36	1,362	23,212	0	4,170.00
YETU	510	0.00%	0	0	0.00	0	0	0	6.18
EABL	4,160	0.00%	0	0	0.00	0	0	0	3,289.62
JATU	265	0.00%	0	0	0.00	0	0	0	5.28
TBL	7,640	-1.29%	7,700	7,600	32.69	4,277	10	31,140	2,254.23
TCC	14,210	0.00%	13,930	13,930	1.28	92	0	35,256	1,421.00
TCCL	2,370	0.00%	2,370	2,370	2.37	1,000	21,625	0	150.90
TOL	945	-4.55%	950	920	0.83	886	233	2,966	54.34
TPCC	5,760	6.27%	5,800	5,500	13.95	2,432	536	5,967	1,036.36
TTP	155	0.00%	155	155	1.34	8,633	28,580	0	14.73
KA**	105	0.00%	0	0	0.00	0	0	0	596.55
NMG	280	0.00%	0	0	0.00	0	0	0	52.79
PAL	215	0.00%	215	215	0.01	50	2,157	0	34.50
SWIS	2,010	-0.50%	2,020	2,000	2.54	1,261	854	3,000	72.36
VODA	575	-0.86%	600	560	28.24	49,217	923	7,245	1,288.00
SWALA	450	0.00%	0	0	0.00	0	0	0	47.79
USL	5	0.00%	0	0	0.00	0	0	0	1.82
DSEI	2,582	0.06%			4,700.71	3,942,983			22,133.01



Secondary Markets Yield to Maturity Weighted Avg



Secondary Markets Bonds Turnover in Billions TZS



Latest Treasury Bond Results

Primary Markets	2-year Bonds	5-year Bond	10-year Bond	15-year Bond	20-year Bond	25-year Bond
Bond No	672	673	674	670	669	675
Auction Dates	9-Jul-25	16-Jul-25	30-Jul-25	20-Aug-25	18-Jun-25	6-Aug-25
Coupon Rates	12.00%	12.75%	13.50%	14.50%	15.25%	15.00%
Redemption Dates	10-Jul-27	17-Jul-30	31-Jul-35	24-Feb-40	20-Feb-45	7-Aug-50
Number of bids received	70	90	142	226	282	939
Number of successful bids	69	74	94	50	73	79
Highest bid/100	101.15%	101.00%	102.00%	106.81%	107.60%	108.00%
Lowest bid/100	91.55%	92.28%	85.00%	90.00%	85.00%	94.30%
Minimum successful price/100	97.50%	95.61%	97.35%	103.09%	104.78%	103.31%
successful bids (WAP)	99.71%	98.46%	98.70%	103.64%	105.26%	103.83%
Yield-to-maturity (Weighted Avg)	12.17%	13.18%	13.74%	13.91%	14.50%	14.42%
Weighted Average Coupon Yield	12.04%	12.95%	13.68%	13.99%	14.49%	14.45%
Amount offered TZS Millions	105,350.00	123,000.00	146,480.00	191,817.00	213,050.00	264,310.00
Total tendered TZS Millions	104,425.00	100,584.20	182,651.50	668,692.10	282,351.10	1,228,655.00
Under/oversubscribed (+/-) TZS Mlns	925.00	22,415.80	-36,171.50	-476,875.10	-69,301.10	-964,345.00
Successful bids TZS Millions	104,325.00	80,584.20	158,220.30	244,317.00	78,700.00	264,310.00
Coupon 1	10-Jan	17-Jan	31-Jan	6-Sep	20-Aug	7-Feb
Coupon 2	10-Jul	17-Jul	31-Jul	6-Mar	20-Feb	8-Jul
Accrued Interest	2.40	0.00	0.00	6.67	4.97	0.00



SOLOMON Stockbrokers



research@solomon.co.tz



+255 764 269 090/+255 714 269 090



PSSSF House, Ground Floor, Samora Avenue/Morogoro Rd Dar es Salaam

### Important Disclaimer!

[All care has been taken in the preparation of this commercial document and the information contained therein has been derived from sources believed to be accurate and reliable. If you are in any doubt about the contents of this document do not hesitate to contact the above mentioned. SOLOMON Stockbrokers Ltd does not assume responsibility for any error, omission or opinion expressed. Anyone acting on the information or opinion does so at his own risk. This information has been sent to you for your information and may not be reproduced. Unauthorised use or disclosure of this document is strictly prohibited. © Copyright 2025 SOLOMON Stockbrokers Ltd. All rights reserved]



# SOLOMON Stockbrokers

*A Member of Dar es Salaam Stock Exchange & Authorized Dealer of Government Securities*

**STOCKBROKERS / DEALERS**

**INVESTMENT ADVISERS**

**FUND MANAGERS**

## PROFILE



The Company is licensed as Stockbrokers / Dealers, Investment Advisers and Fund Managers by the Capital Markets and Securities Authority (CMSA). SOLOMON is also licensed as a Primary Dealer of Government Securities by the Bank of Tanzania (BoT).

PSSSF House, Ground Floor  
Samora Avenue / Morogoro Road  
P.O. Box 77049  
Dar es Salaam

+255 764 269090  
+255 714 269090



[research@solomon.co.tz](mailto:research@solomon.co.tz)

[www.solomon.co.tz](http://www.solomon.co.tz)

[@sstockbrokers](https://www.instagram.com/sstockbrokers)

[#elimuYaUwekezajiHisa](https://www.facebook.com/elimuYaUwekezajiHisa)