



SOLOMON Stockbrokers

THE DAILY TICKER

For the day ending
26th August 2025



research@solomon.co.tz



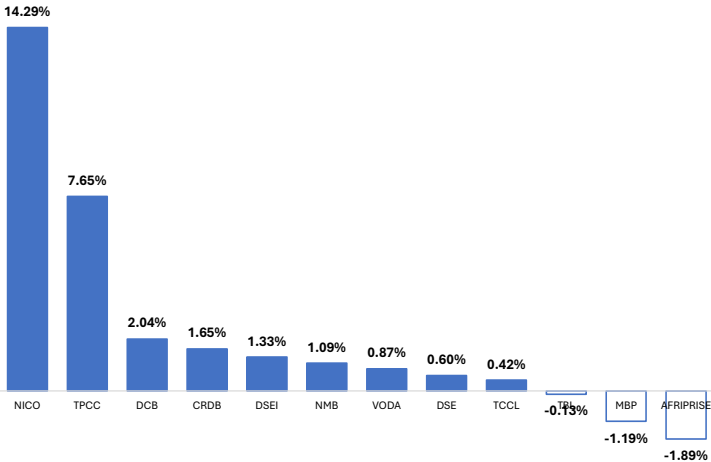
+255 764 269 090/+255 714 269 090



PSSSF House, Ground Floor, Samora Avenue/Morogoro Rd Dar es Salaam

Dar-es-Salaam Stock Exchange Market Performance			
Indicators	25-Aug-25	26-Aug-25	Daily % Change
All Share Index (DSEI)	2,540.69	2,562.47	0.86%
Tanzania Share Index (TSI)	5,294.78	5,365.32	1.33%
Industrial & Allied Index (IA)	4,250.35	4,308.47	1.37%
Banks, Finance & Investment Index (BI)	9,647.49	9,784.03	1.42%
Commercial Services (CS)	1,661.24	1,674.51	0.80%
Domestic Market Cap in Trillions TZS	14.02	14.20	1.33%
Total Market Cap in Trillions TZS	21.78	21.97	0.86%
Equity Turnover in Billions TZS	11.41	9.14	-19.89%
Face Value Bonds Turnover in Billions TZS	17.86	3.45	-80.70%

Top Movers



Currency & Commodity Movements

Currency/Commodity	25-Aug-25	26-Aug-25	Daily % Change
USD	2,467.02	2,470.26	0.13%
EUR	2,864.95	2,890.95	0.91%
GBP	3,311.72	3,337.07	0.77%
KES	19.07	19.09	0.13%
UGX	0.69	0.69	0.13%
ZAR	140.04	140.66	0.44%
CNY	343.60	345.20	0.47%
GOLD	8,211,464	8,318,597	1.30%

Upcoming Treasury Bond Auction				
Auction Date	Bond Tenure	Annual Coupon	Semi Annual Coupon	Effective Date
3-Sep-25	20-Years	TBD	TBD	4-Sep-45



SOLOMON Stockbrokers



research@solomon.co.tz



+255 764 269 090/+255 714 269 090

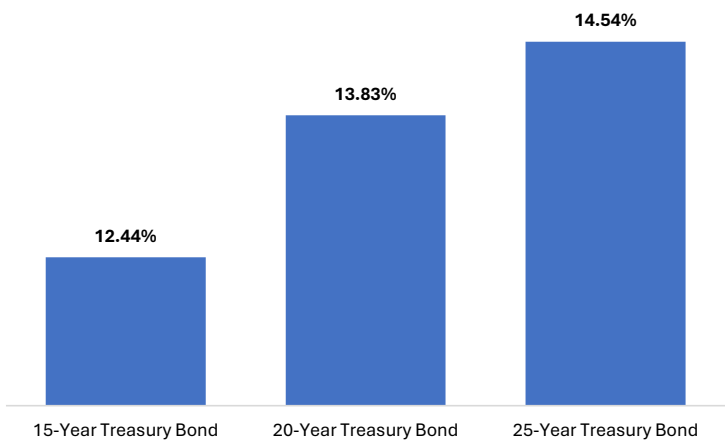


PSSSF House, Ground Floor, Samora Avenue/Morogoro Rd Dar es Salaam

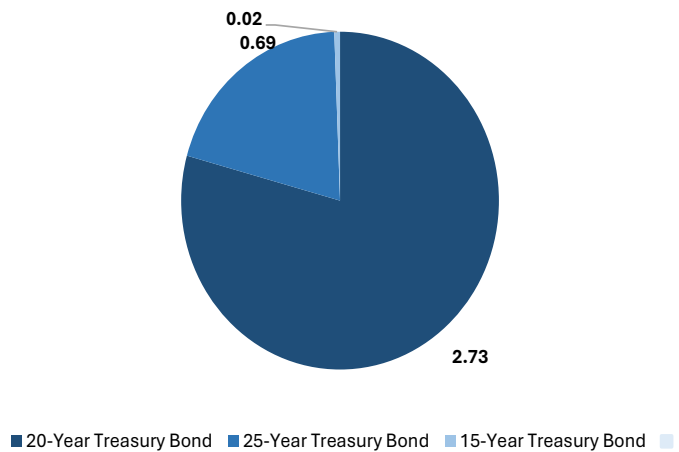
Company	26-Aug-25	Daily Gain/Loss	Daily High	Daily Low	Turnover in Mlns TZS	Volumes Traded	Outstanding Bids	Outstanding Offers	Market Cap in Blns TZS
AFRIPRISE	520	-1.89%	540	470	15.69	30,290	2,219	334,488	75.94
CRDB	1,230	1.65%	1,270	1,150	3,176.16	2,590,080	231,227	0	3,212.56
DCB	250	2.04%	260	230	6.88	27,385	100,122	47,155	47.89
DSE	5,000	0.60%	5,000	4,960	16.63	3,327	1,245	3,835	119.12
JHL	6,000	0.00%	0	0	0.00	0	500	0	434.84
KCB	1,140	0.00%	0	0	0.00	0	0	0	3,386.18
MBP	830	-1.19%	840	830	1.33	1,600	4,096	2,227	24.89
MCB	380	0.00%	380	380	0.16	434	1,945	0	23.49
MKCB	2,690	0.00%	2,900	2,700	1.18	424	305	6,538	63.36
MUCOBA	400	0.00%	400	400	0.03	80	0	13,952	13.07
NICO	1,600	14.29%	1,610	1,510	8.17	5,113	21,213	0	98.63
NMB	8,320	1.09%	8,390	8,210	954.32	114,712	12,043	0	4,160.00
YETU	510	0.00%	0	0	0.00	0	0	0	6.18
EABL	4,160	0.00%	0	0	0.00	0	0	0	3,289.62
JATU	265	0.00%	0	0	0.00	0	0	0	5.28
TBL	7,750	-0.13%	7,750	7,700	40.60	5,240	794	7,735	2,286.68
TCC	14,210	0.00%	0	0	0.00	0	0	23,392	1,421.00
TCCL	2,370	0.42%	2,370	2,370	5.63	2,375	22,625	0	150.90
TOL	1,000	0.00%	1,000	1,000	2.82	2,823	363	12,447	57.51
TPCC	5,350	7.65%	5,450	5,050	13.54	2,533	767	0	962.59
TTP	135	0.00%	0	0	0.00	0	4,989	0	12.83
KA**	105	0.00%	0	0	0.00	0	0	0	596.55
NMG	280	0.00%	0	0	0.00	0	0	0	52.79
PAL	220	0.00%	220	215	0.07	297	325	2,000	35.30
SWIS	2,200	0.00%	2,230	2,000	1.43	649	608	5,961	79.20
VODA	580	0.87%	600	570	8.72	14,985	11,587	7,116	1,299.20
SWALA	450	0.00%	0	0	0.00	0	0	0	47.79
USL	5	0.00%	0	0	0.00	0	0	0	1.82
DSEI	2,562	1.33%			4,253.36	2,802,347			21,965.23



Secondary Markets Yield to Maturity Weighted Avg



Secondary Markets Bonds Turnover in Billions TZS



Latest Treasury Bond Results

Primary Markets	2-year Bonds	5-year Bond	10-year Bond	15-year Bond	20-year Bond	25-year Bond
Bond No	672	673	674	670	669	675
Auction Dates	9-Jul-25	16-Jul-25	30-Jul-25	20-Aug-25	18-Jun-25	6-Aug-25
Coupon Rates	12.00%	12.75%	13.50%	14.50%	15.25%	15.00%
Redemption Dates	10-Jul-27	17-Jul-30	31-Jul-35	24-Feb-40	20-Feb-45	7-Aug-50
Number of bids received	70	90	142	226	282	939
Number of successful bids	69	74	94	50	73	79
Highest bid/100	101.15%	101.00%	102.00%	106.81%	107.60%	108.00%
Lowest bid/100	91.55%	92.28%	85.00%	90.00%	85.00%	94.30%
Minimum successful price/100	97.50%	95.61%	97.35%	103.09%	104.78%	103.31%
successful bids (WAP)	99.71%	98.46%	98.70%	103.64%	105.26%	103.83%
Yield-to-maturity (Weighted Avg)	12.17%	13.18%	13.74%	13.91%	14.50%	14.42%
Weighted Average Coupon Yield	12.04%	12.95%	13.68%	13.99%	14.49%	14.45%
Amount offered TZS Millions	105,350.00	123,000.00	146,480.00	191,817.00	213,050.00	264,310.00
Total tendered TZS Millions	104,425.00	100,584.20	182,651.50	668,692.10	282,351.10	1,228,655.00
Under/oversubscribed (+/-) TZS Mlns	925.00	22,415.80	-36,171.50	-476,875.10	-69,301.10	-964,345.00
Successful bids TZS Millions	104,325.00	80,584.20	158,220.30	244,317.00	78,700.00	264,310.00
Coupon 1	10-Jan	17-Jan	31-Jan	6-Sep	20-Aug	7-Feb
Coupon 2	10-Jul	17-Jul	31-Jul	6-Mar	20-Feb	8-Jul
Accrued Interest	2.40	0.00	0.00	6.67	4.97	0.00



SOLOMON Stockbrokers



research@solomon.co.tz



+255 764 269 090/+255 714 269 090



PSSSF House, Ground Floor, Samora Avenue/Morogoro Rd Dar es Salaam

Important Disclaimer!

[All care has been taken in the preparation of this commercial document and the information contained therein has been derived from sources believed to be accurate and reliable. If you are in any doubt about the contents of this document do not hesitate to contact the above mentioned. SOLOMON Stockbrokers Ltd does not assume responsibility for any error, omission or opinion expressed. Anyone acting on the information or opinion does so at his own risk. This information has been sent to you for your information and may not be reproduced. Unauthorised use or disclosure of this document is strictly prohibited. © Copyright 2025 SOLOMON Stockbrokers Ltd. All rights reserved]



SOLOMON Stockbrokers

A Member of Dar es Salaam Stock Exchange & Authorized Dealer of Government Securities

STOCKBROKERS / DEALERS

INVESTMENT ADVISERS

FUND MANAGERS

PROFILE



The Company is licensed as Stockbrokers / Dealers, Investment Advisers and Fund Managers by the Capital Markets and Securities Authority (CMSA). SOLOMON is also licensed as a Primary Dealer of Government Securities by the Bank of Tanzania (BoT).

PSSSF House, Ground Floor
Samora Avenue / Morogoro Road
P.O. Box 77049
Dar es Salaam

+255 764 269090
+255 714 269090



research@solomon.co.tz

www.solomon.co.tz

[@sstockbrokers](https://www.instagram.com/sstockbrokers)

[#elimuYaUwekezajiHisa](https://twitter.com/elimuYaUwekezajiHisa)