

# WEEKLY REPORT

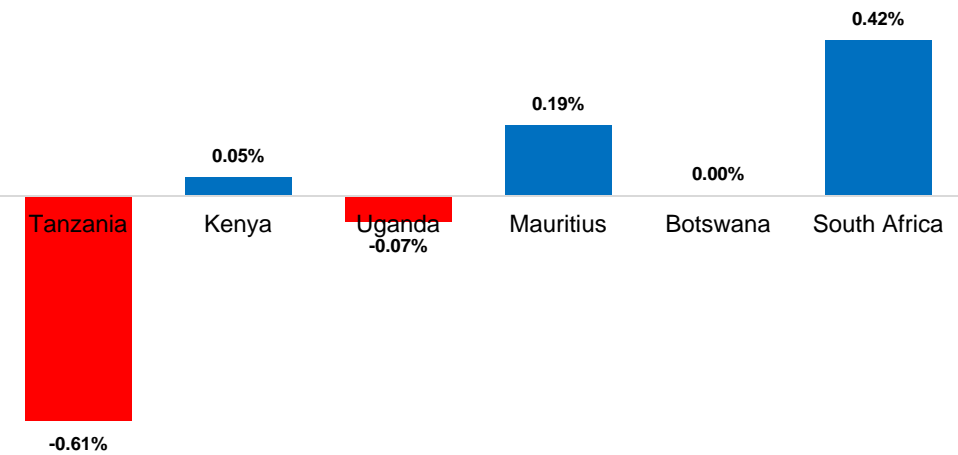
23/May/2025



[research@solomon.co.tz](mailto:research@solomon.co.tz)

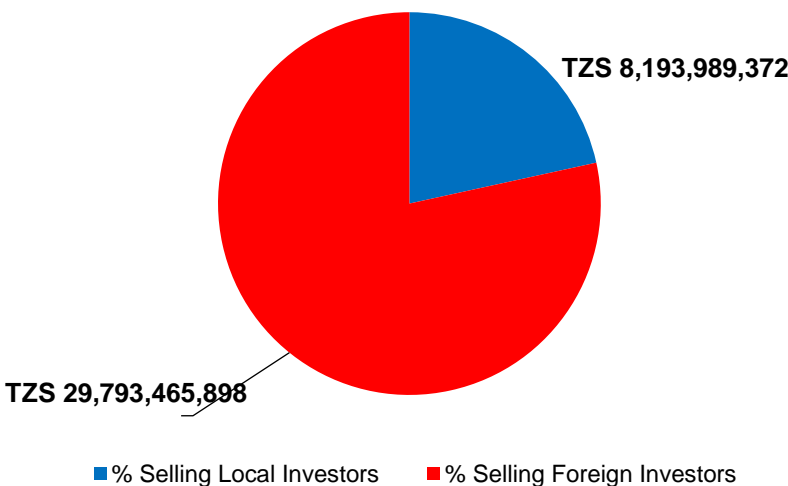
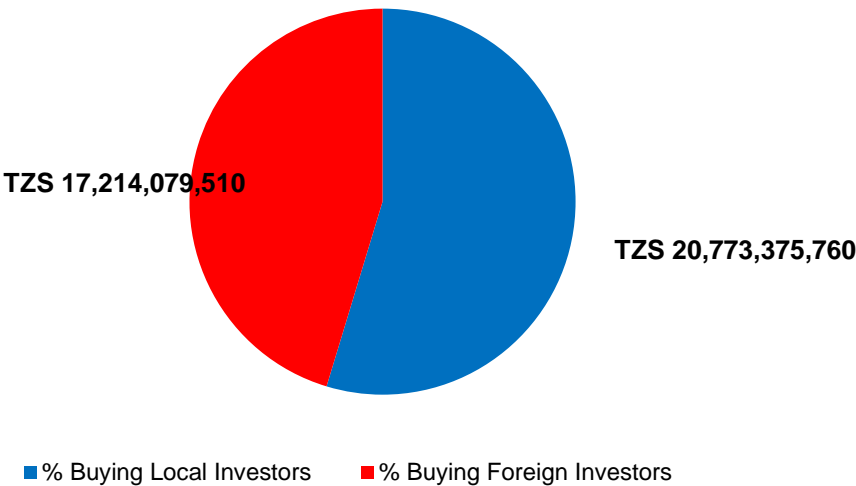
# Solomon Stockbrokers Weekly Report for the week ending 23-May-2025

Weekly Regional Markets Returns in Local Currency Units:



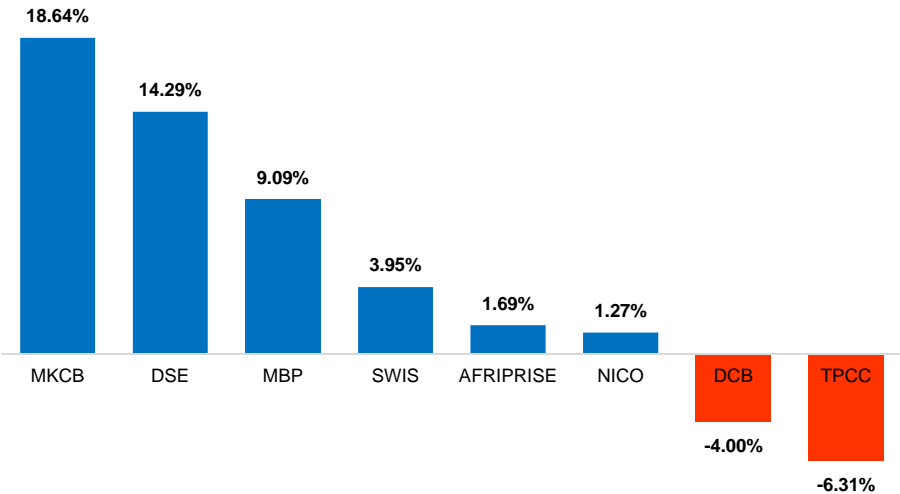
Equity Market Stats	Previous Week	Latest Week	Weekly Change
All Share Index (DSEI)	2,375.06	2,360.69	▼ 0.61%
Tanzania Share Index (TSI)	5,009.86	4,992.14	▼ 0.35%
Industrial & Allied Index (IA)	5,351.26	5,295.84	▼ 1.04%
Banks, Finance & Investment Index (BI)	6,624.15	6,641.43	▲ 0.26%
Commercial Services (CS)	2,156.16	2,158.69	▲ 0.12%
Domestic Market Cap	13,281.18	13,234.21	▼ 0.35%
Total Market Cap	19,834.66	19,714.70	▼ 0.60%
Turnover in TZS	4,390,071,775.00	37,987,455,270.00	▲ 765.30%
Volume	4,671,767.00	8,070,970.00	▲ 72.76%

Investor Participation:

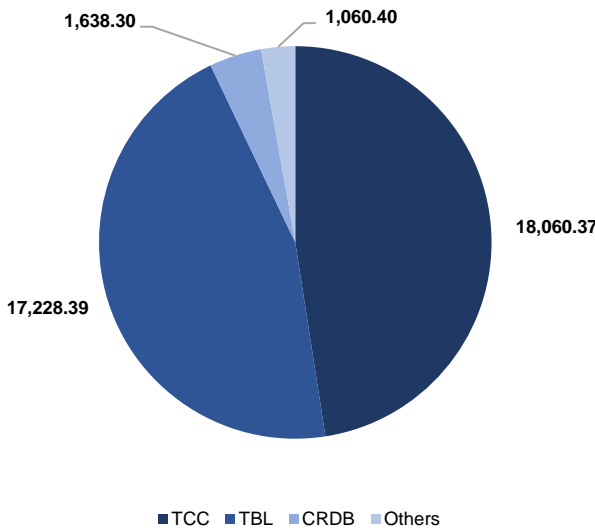


# Solomon Stockbrokers Weekly Report for the week ending 23-May-2025

Weekly Gainers and Losers



Top Traded Counters in Millions TZS:



UPCOMING DIVIDEND PAYMENTS					
Company	Dividend per Share	Cum-dividend period	Ex-Dividend period	Book Closure Date	Payment Date
CRDB Bank Plc	TZS 65	14 <sup>th</sup> April 2025 – 6 <sup>th</sup> May 2025	7 <sup>th</sup> May 2025 onwards	9 <sup>th</sup> May 2025	2 <sup>nd</sup> June 2025
Tanzania Breweries Ltd	TZS 818	21 <sup>st</sup> May 2025 – 9 <sup>th</sup> June 2025	10 <sup>th</sup> June 2025 onwards	12 <sup>th</sup> June 2025	16 <sup>th</sup> June 2025
NMB Bank Plc	TZS 428.85	14 <sup>th</sup> May 2025 – 2 <sup>nd</sup> June 2025	3 <sup>rd</sup> June 2025 onwards	5 <sup>th</sup> June 2025	19 <sup>th</sup> June 2025
Tanzania Portland Cement Plc	TZS 600	2 <sup>nd</sup> May 2025 – 21 <sup>st</sup> May 2025	22 <sup>nd</sup> May 2025 onwards	26 <sup>th</sup> May 2025	30 <sup>th</sup> June 2025
Swissport Plc	TZS 70.72	23 <sup>rd</sup> April 2025 – 14 <sup>th</sup> May 2025	15 <sup>th</sup> May 2025 onwards	19 <sup>th</sup> May 2025	2 <sup>nd</sup> July 2025
Mkombozi Commercial Bank	TZS 92.40	19 <sup>th</sup> May 2025 – 30 <sup>th</sup> June 2025	1 <sup>st</sup> July 2025 onwards	3 <sup>rd</sup> July 2025	15 <sup>th</sup> August 2025

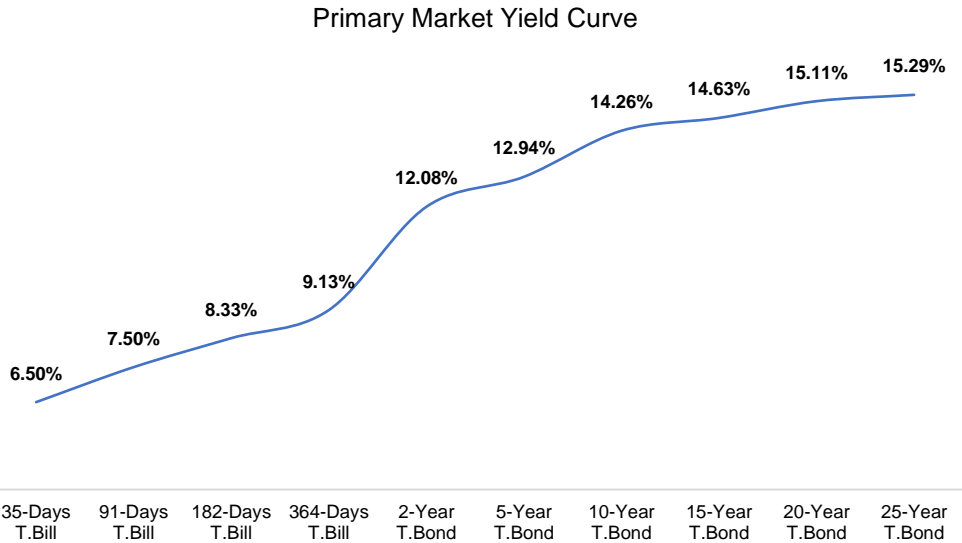
# Solomon Stockbrokers Weekly Report for the week ending 23-May-2025

Company	Sector	23-May-25	Weekly Gain/Loss	52-Week High	52-Week Low	YTD Change	Weekly Turnover in TZS	Market Cap in Billions TZS	Dividend Per Share	Dividend Yield	Trailing 12 Months EPS	P/E Ratio	Book Value per Share	P/B Ratio	ROE
AFRIPRISE	Financial Services	300	▲ 1.69%	300	185	▲ 39.53%	54,367,035	43.81	0	0.00%	26.62	11.27	388.79	0.77	6.85%
CRDB	Financial Services	790	0.00%	900	490	▲ 17.91%	1,638,296,130	2,063.35	65	8.23%	228.71	3.45	910.77	0.87	25.11%
DCB	Financial Services	120	▼ 4.00%	175	100	▼ -11.11%	10,378,805	19.56	0	0.00%	10.47	11.46	194.93	0.62	5.37%
DSE	Financial Services	3,200	▲ 14.29%	3,200	1,860	▲ 35.59%	13,349,200	76.24	0	0.00%	188.96	16.93	1,342.53	2.38	14.07%
MBP	Financial Services	480	▲ 9.09%	480	290	▲ 54.84%	1,036,080	14.39	0	0.00%	126.51	3.79	760.12	0.63	16.64%
MCB	Financial Services	310	0.00%	320	280	0.00%	278,400	19.17	0	0.00%	1.26	246.03	254.02	1.22	0.50%
MKCB	Financial Services	700	▲ 18.64%	700	500	▲ 29.63%	1,937,100	16.49	92.4	13.20%	551.53	1.27	1,869.11	0.37	29.51%
MUCOBA	Financial Services	400	0.00%	400	360	0.00%	64,000	13.07	0	0.00%	2.79	143.59	110.79	3.61	2.51%
NICO	Financial Services	800	▲ 1.27%	860	530	▲ 25.00%	30,261,600	49.32	0	0.00%	147.16	5.44	2,637.43	0.30	5.58%
NMB	Financial Services	6,000	0.00%	6,300	5,000	▲ 12.15%	88,023,600	3,000.00	428.85	7.15%	1,382.80	4.34	5,485.81	1.09	25.21%
YETU	Financial Services	510	0.00%	-	-	0.00%	-	6.18	0	0.00%	N/A	N/A	N/A	N/A	N/A
ATU	Agricultural	265	0.00%	265	265	0.00%	438,000,000	5.28	0	0.00%	N/A	N/A	N/A	N/A	N/A
TBL	Manufacturing	10,900	0.00%	10,400	10,400	0.00%	17,228,391,200	3,216.11	818	7.50%	424.80	25.66	2,683.29	4.06	15.83%
TCC	Manufacturing	17,000	0.00%	16,200	16,200	0.00%	18,060,368,200	1,700.00	550	3.24%	1,261.00	13.48	2,600.63	6.54	48.49%
TCCL	Manufacturing	1,760	0.00%	2,100	1,560	▼ -2.22%	68,940,320	112.06	0	0.00%	-462.38	-3.81	-254.48	-6.92	0.00%
TOL	Manufacturing	670	0.00%	770	650	0.00%	167,900	38.53	0	0.00%	89.22	7.51	535.64	1.25	16.66%
TPCC	Manufacturing	5,200	▼ 6.31%	5,700	3,000	▲ 44.44%	309,800,500	935.60	600	11.54%	314.99	16.51	1,750.19	2.97	18.00%
TTP	Manufacturing	120	0.00%	130	100	0.00%	1,300	11.41	0	0.00%	-28.10	-4.27	53.68	2.24	0.00%
PAL	Consumable Services	400	0.00%	400	360	0.00%	615,960	64.19	0	0.00%	N/A	N/A	N/A	N/A	N/A
SWIS	Consumable Services	1,580	▲ 3.95%	1,620	900	▲ 43.64%	39,272,220	56.88	70.72	4.48%	141.00	11.21	1,017.42	1.55	13.86%
VODA	Consumable Services	770	0.00%	800	740	0.00%	3,905,720	1,724.80	0	0.00%	40.41	19.06	409.15	1.88	9.88%
SWALA	Oil & Gas	450	0.00%	-	-	0.00%	-	47.79	0	0.00%	N/A	N/A	N/A	N/A	N/A
Domestic Market (Amts in Billions)		13,234.21	▼ -0.35%	-	-	▲ 8.08%	37.99	13,234.21	793.23	5.99%	1,701.60	7.78	7,830.51	1.69	21.73%

# Solomon Stockbrokers Weekly Report for the week ending 23-May-2025

## Debt Securities – Primary Markets

TREASURY BONDS NEXT 4 AUCTIONS			
Auction Date	Effective Date	Maturity Date	Time
04-Jun-25	09-Jan-25	09-Jan-50	25-Years (Re-open)
18-Jun-25	20-Feb-25	20-Feb-45	20-Years (Re-open)
25-Jun-25	06-Mar-25	06-Mar-40	15-Years (Re-open)



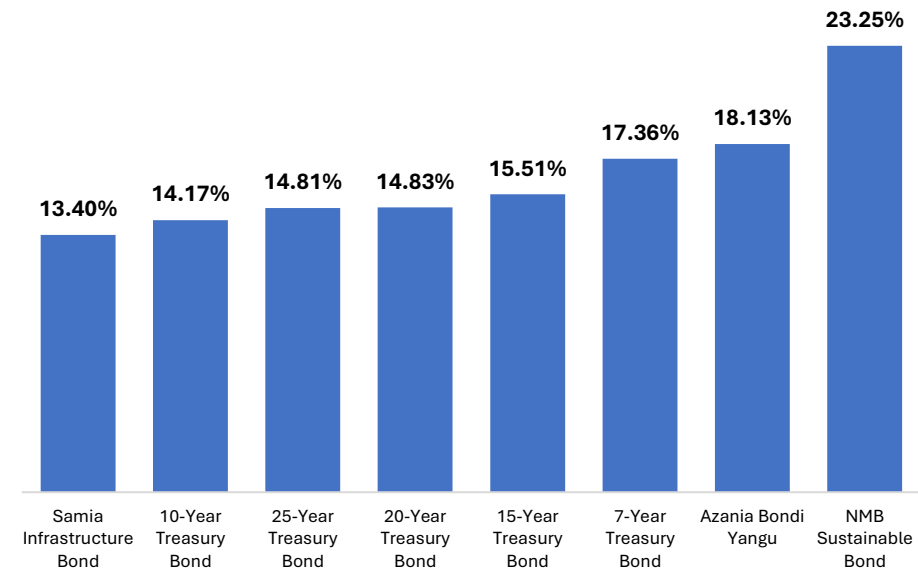
UPCOMING TREASURY BOND COUPON PAYMENTS				
Bond Number	Tenure	Annual Coupon	Semi-Annual Coupon	Payment Date
407	10-Years	11.44%	5.72%	26-May-25
598	5-Years	8.60%	4.30%	26-May-25
381	10-Years	11.44%	5.72%	28-May-25

# Solomon Stockbrokers Weekly Report for the week ending 23-May-2025

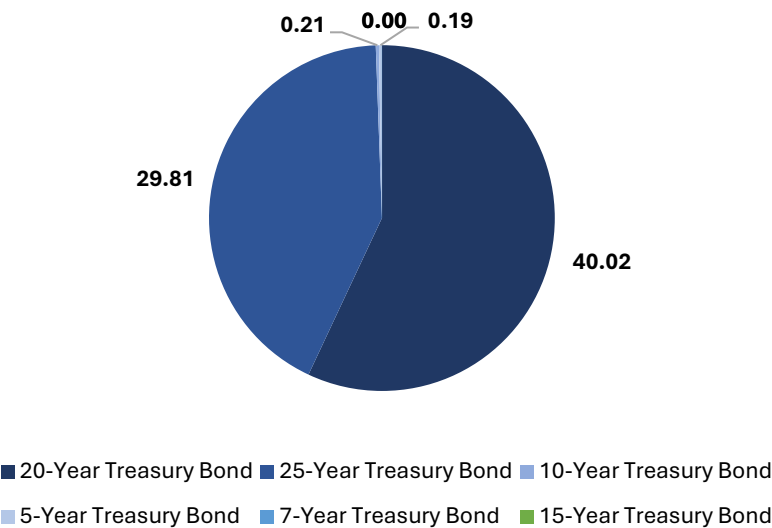
## Debt Securities – Secondary Markets

Debt Market Stats	Previous Week
Outstanding Government Bonds (TZS bln)	26,938.57
Outstanding Corporate Bonds (TZS bln)	904.49
Outstanding Sukuk Bonds (TZS bln)	394.22
Outstanding Corporate Bonds (USD mln)	73.00
Outstanding Municipal Bonds (TZS bln)	53.12

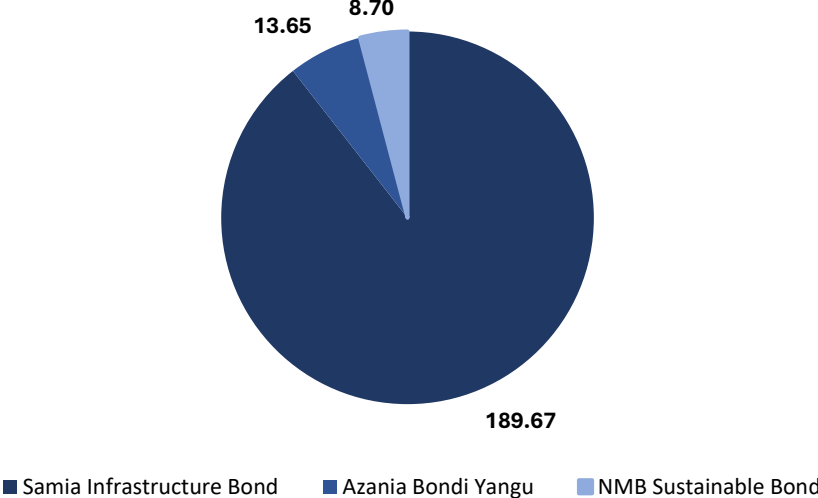
## Debt Securities - Secondary Markets Yield to Maturity



## Top Traded Government Bonds in Billions TZS



## Top Traded Corporate Bonds in Millions TZS



For further information please contact Us : 2124495 /2112874 /0764269090 /0714 269090

[All care has been taken in the preparation of this commercial document and the information contained therein has been derived from sources believed to be accurate and reliable. If you are in any doubt about the contents of this document do not hesitate to contact the above-mentioned. **SOLOMON** Stockbrokers Ltd does not assume responsibility for any error, omission or opinion expressed. Anyone acting on the information or opinion does so at his own risk. This information has been sent to you for your information and may not be reproduced. Unauthorized use or disclosure of this document is strictly prohibited. © Copyright 2025 **SOLOMON** Stockbrokers Ltd. All rights reserved]



# SOLOMON Stockbrokers

*A Member of Dar es Salaam Stock Exchange & Authorized Dealer of Government Securities*

STOCKBROKERS / DEALERS

INVESTMENT ADVISERS

FUND MANAGERS

## PROFILE



The Company is licensed as Stockbrokers / Dealers, Investment Advisers and Fund Managers by the Capital Markets and Securities Authority (CMSA). SOLOMON is also licensed as a Primary Dealer of Government Securities by the Bank of Tanzania (BoT).

PSSSF House, Ground Floor  
Samora Avenue / Morogoro Road  
P.O. Box 77049  
Dar es Salaam

+255 764 269090  
+255 714 269090



research@solomon.co.tz

@sstockbrokers

#elimuYaUwekezajiHisa

www.solomon.co.tz