



**SOLOMON** Stockbrokers

# THE DAILY TICKER

For the day ending  
20th January 2026



[research@solomon.co.tz](mailto:research@solomon.co.tz)



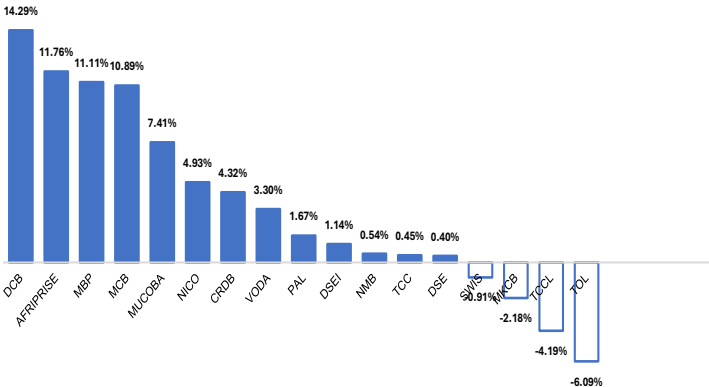
+255 764 269 090/+255 714 269 090



PSSSF House, Ground Floor, Samora Avenue/Morogoro Rd Dar es Salaam

Dar-es-Salaam Stock Exchange Market Performance			
Indicators	19-Jan-26	20-Jan-26	Daily % Change
All Share Index (DSEI)	3,112.87	3,148.47	1.14%
Tanzania Share Index (TSI)	6,768.63	6,882.96	1.69%
Industrial & Allied Index (IA)	4,840.02	4,817.15	-0.47%
Banks, Finance & Investment Index (BI)	12,722.25	13,059.03	2.65%
Commercial Services (CS)	2,612.60	2,691.87	3.03%
Domestic Market Cap in Trillions TZS	18.31	18.62	1.69%
Total Market Cap in Trillions TZS	27.04	27.35	1.14%
Equity Turnover in Billions TZS	44.77	52.24	16.68%
Face Value Bonds Turnover in Billions TZS	8.10	3.64	-55.13%

Top Movers



Currency & Commodity Movements

Currency/Commodity	19-Jan-26	20-Jan-26	Daily % Change
USD	2,462.50	2,467.72	0.21%
EUR	2,861.18	2,871.20	0.35%
GBP	3,300.73	3,311.19	0.32%
KES	19.08	19.11	0.17%
UGX	0.69	0.71	2.52%
ZAR	150.08	150.28	0.14%
CNY	353.27	354.38	0.31%
GOLD	11,316,398	11,521,551	1.81%

Upcoming Treasury Bond Auction				
Auction Date	Bond Tenure	Annual Coupon	Semi Annual Coupon	Effective Date



SOLOMON Stockbrokers



research@solomon.co.tz



+255 764 269 090/+255 714 269 090



PSSSF House, Ground Floor, Samora Avenue/Morogoro Rd Dar es Salaam

# Equity Market Snapshot

## 20th January 2026

Company	20-Jan-26	Daily Gain/Loss	Daily High	Daily Low	Turnover in Mlns TZS	Volumes Traded	Outstanding Bids	Outstanding Offers	Market Cap in Blns TZS
AFRIPRISE	570	11.76%	585	530	289.31	508,848	448,934	0	83.24
CRDB	1,930	4.32%	1,940	1,850	13,021.31	7,022,154	474,254	0	5,040.85
DCB	360	14.29%	360	315	191.89	533,259	111,957	0	68.97
DSE	7,460	0.40%	7,500	7,350	22.80	3,058	521	167	177.73
JHL	6,700	0.00%	0	0	3,197.26	477,203	0	0	485.57
KCB	1,450	0.00%	0	0	469.66	335,474	28,440	0	4,306.99
MBP	2,400	11.11%	2,480	2,170	88.03	36,657	9,229	3,105	71.97
MCB	560	10.89%	570	550	7.29	12,970	7,216	0	34.62
MKCB	5,380	-2.18%	5,450	4,800	36.57	6,817	0	8,234	126.73
MUCOBA	435	7.41%	450	405	0.93	2,150	382	0	14.21
NICO	3,190	4.93%	3,450	3,100	120.68	37,813	17,817	0	196.65
NMB	9,300	0.54%	9,400	9,260	8,950.14	981,439	27,652	0	4,650.00
YETU	510	0.00%	0	0	0.00	0	0	0	6.18
EABL	4,160	0.00%	0	0	0.00	0	0	0	3,289.62
JATU	265	0.00%	0	0	0.00	0	0	0	5.28
TBL	9,600	0.00%	9,600	9,560	80.77	8,416	1,516	1,213	2,832.54
TCC	11,200	0.45%	11,250	11,200	4,398.77	403,462	10,989	0	1,120.00
TCCL	3,430	-4.19%	3,450	3,300	820.29	311,743	81	27,822	655.18
TOL	1,080	-6.09%	1,180	1,010	9.69	8,947	2,430	5,198	62.11
TPCC	6,150	0.00%	6,150	6,110	2,430.62	404,982	262	28,022	1,106.53
TTP	495	0.00%	500	490	6.36	12,862	2,575	916	47.05
KA**	105	0.00%	0	0	0.00	0	0	0	596.55
NMG	280	0.00%	0	0	0.00	0	0	0	52.79
PAL	305	1.67%	310	280	3.33	10,919	9,315	2,783	48.94
SWIS	3,280	-0.91%	3,310	3,210	62.21	18,979	3,804	527	118.08
VODA	940	3.30%	950	900	246.63	261,826	74,587	0	2,105.60
SWALA	450	0.00%	0	0	0.00	0	0	0	47.79
USL	5	0.00%	0	0	0.00	0	0	0	1.82
VIS-ETF	400	0.00%	410	380	160.60	402,887	43,176	123,917	13.60
DSEI	3,148	1.14%			34,454.55	11,399,978			27,353.57



**SOLOMON** Stockbrokers



research@solomon.co.tz

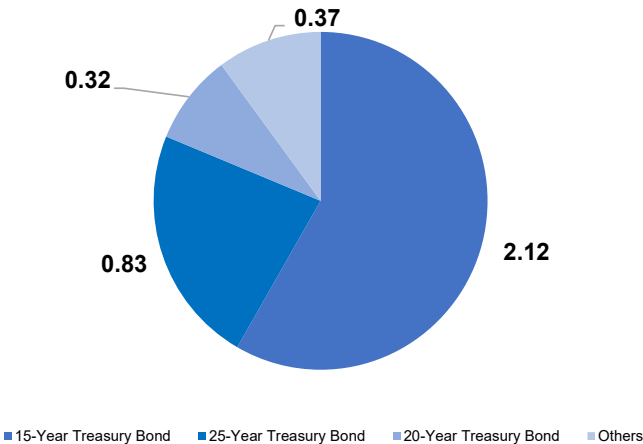


+255 764 269 090/+255 714 269 090

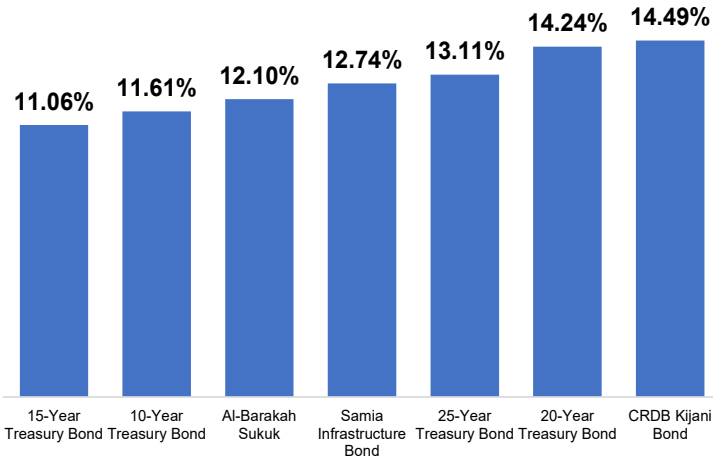


PSSSF House, Ground Floor, Samora Avenue/Morogoro Rd Dar es Salaam

Secondary Markets Bonds Turnover in Billions TZS



Weighted Avg Yield to Maturity (Secondary Markets)



Latest Treasury Bond Results

Primary Markets	2-year Bonds	5-year Bond	10-year Bond	15-year Bond	20-year Bond	25-year Bond
Bond No	687	689	694	688	693	686
Auction Dates	15-Oct-25	26-Nov-25	14-Jan-26	12-Nov-25	17-Dec-25	24-Sep-25
Coupon Rates	10.00%	10.75%	11.75%	12.75%	13.00%	13.75%
Redemption Dates	16-Oct-27	27-Nov-30	15-Jan-36	13-Nov-40	18-Dec-45	25-Sep-50
Number of bids received	86	67	149	217	550	328
Number of successful bids	77	38	125	17	7	43
Highest bid/100	103.17%	104.00%	105.84%	106.25%	109.57%	108.00%
Lowest bid/100	82.11%	91.90%	88.00%	91.00%	87.41%	89.55%
Minimum successful price/100	97.50%	98.00%	100.00%	104.00%	107.12%	102.95%
successful bids (WAP)	99.89%	100.76%	102.61%	104.60%	107.33%	104.06%
Yield-to-maturity (Weighted Avg)	10.05%	10.54%	11.30%	12.08%	12.02%	13.19%
Weighted Average Coupon Yield	10.01%	10.67%	11.45%	12.19%	12.11%	13.21%
Amount offered TZS Millions	119,190.00	174,930.00	144,550.00	140,670.00	236,250.00	264,310.00
Total tendered TZS Millions	126,892.00	210,666.40	194,107.10	777,790.60	813,530.50	979,972.40
Under/oversubscribed (+/-) TZS Mlns	-7,702.00	-35,736.40	-49,557.10	-637,120.60	-567,280.50	-715,662.40
Successful bids TZS Millions	107,192.00	137,442.90	118,890.40	171,700.00	232,940.60	264,310.00
Coupon 1	16-Apr	27-May	15-Jul	13-May	18-Dec	25-Mar
Coupon 2	16-Oct	17-Nov	15-Jan	13-Nov	18-Jun	25-Sep
Accrued Interest	2.40	0.00	2.33	0.00	0.00	0.00



SOLOMON Stockbrokers



research@solomon.co.tz



+255 764 269 090/+255 714 269 090



PSSSF House, Ground Floor, Samora Avenue/Morogoro Rd Dar es Salaam



### Important Disclaimer!

[All care has been taken in the preparation of this commercial document and the information contained therein has been derived from sources believed to be accurate and reliable. If you are in any doubt about the contents of this document do not hesitate to contact the above mentioned. SOLOMON Stockbrokers Ltd does not assume responsibility for any error, omission or opinion expressed. Anyone acting on the information or opinion does so at his own risk. This information has been sent to you for your information and may not be reproduced. Unauthorised use or disclosure of this document is strictly prohibited. © Copyright 2026 SOLOMON Stockbrokers Ltd. All rights reserved]



# SOLOMON Stockbrokers

*A Member of Dar es Salaam Stock Exchange & Authorized Dealer of Government Securities*

**STOCKBROKERS / DEALERS**

**INVESTMENT ADVISERS**

**FUND MANAGERS**

## PROFILE



The Company is licensed as Stockbrokers / Dealers, Investment Advisers and Fund Managers by the Capital Markets and Securities Authority (CMSA). SOLOMON is also licensed as a Primary Dealer of Government Securities by the Bank of Tanzania (BoT).

PSSSF House, Ground Floor  
Samora Avenue / Morogoro Road  
P.O. Box 77049  
Dar es Salaam

+255 764 269090  
+255 714 269090



[research@solomon.co.tz](mailto:research@solomon.co.tz)

[www.solomon.co.tz](http://www.solomon.co.tz)

[@sstockbrokers](https://www.instagram.com/sstockbrokers)

[#elimuYaUwekezajiHisa](https://www.facebook.com/elimuYaUwekezajiHisa)